Ministry of Energy and Mines
BC Geological Survey

Assessment Report
Title Page and Summary

TYPE OF REPORT [type of survey(s)]: Geochemical, Geophysical

TOTAL COST: $24,597.93

AUTHOR(S): Matt Fraser

SIGNATURE(S): mfraser

NOTICE OF WORK PERMIT NUMBER(S)/DATE(S):

YEAR OF WORK: 2020

STATEMENT OF WORK - CASH PAYMENTS EVENT NUMBER(S)/DATE(S): SOW: 5830434

PROPERTY NAME: Bralorne South

CLAIM NAME(S) (on which the work was done): 1049191, 1051768, 1056175, 1059961, 1068129, 1068130, 1073919

COMMODITIES SOUGHT: Au, Ag, Sb, As

MINERAL INVENTORY MINFILE NUMBER(S), IF KNOWN: 092JNE135, 092JNE006, 092JNE016

MINING DIVISION: Lillooet

NTS/BCGS: 092J/11, 092J.053

LATITUDE: 50 ° 46 ' 33.06 " **LONGITUDE:** 122 ° 50 ' 16.152 " **(at centre of work)**

OWNER(S):
1) Michael Richard Lee
2)

MAILING ADDRESS:
60562 Granville Park
Vancouver, B.C.

OPERATOR(S) [who paid for the work]:
1) Michael Richard Lee
2)

MAILING ADDRESS:
60562 Granville Park
Vancouver, B.C.

PROPERTY GEOLOGY KEYWORDS (lithology, age, stratigraphy, structure, alteration, mineralization, size and attitude):
Cretaceous, Granodiorite, Diorite, Triassic, Cadwallader Group, Pioneer Formation, Jurassic, Bridge River Complex, Sediments, Volcanics, Bendor Pluton, Sodic Granite, Greenstone, Serpentine, Ultramafic, Cadwallader Fault, Fergusson Fault, Felsic Dike, Basalt, Argillite, Chert, Shears, Quartz Diorite, Granodiorite, Limestone, Feldspar Porphyry

REFERENCES TO PREVIOUS ASSESSMENT WORK AND ASSESSMENT REPORT NUMBERS: 10529, 17689, Property File #011229, 28370, 37557

Next Page

TYPE OF WORK IN THIS REPORT	EXTENT OF WORK (IN METRIC UNITS)	ON WHICH CLAIMS	PROJECT COSTS APPORTIONED (incl. support)
GEOLOGICAL (scale, area)			
Ground, mapping			
Photo interpretation			
GEOPHYSICAL (line-kilometres)			
Ground			
Magnetic	24 km	1049191, 1051768, 1056175, 1068129	$6,149.48
Electromagnetic			
Induced Polarization			
Radiometric			
Seismic			
Other			
Airborne			
GEOCHEMICAL (number of samples analysed for...)			
Soil	166	049191, 1051768, 1056175, 1068129	$18,448.45
Silt			
Rock			
Other			
DRILLING (total metres; number of holes, size)			
Core			
Non-core			
RELATED TECHNICAL			
Sampling/assaying			
Petrographic			
Mineralographic			
Metallurgic			
PROSPECTING (scale, area)			
PREPARATORY / PHYSICAL			
Line/grid (kilometres)			
Topographic/Photogrammetric (scale, area)			
Legal surveys (scale, area)			
Road, local access (kilometres)/trail			
Trench (metres)			
Underground dev. (metres)			
Other			
		TOTAL COST:	$24,597.93

Technical Assessment Report for
Geochemical and Geophysical Work
Performed on the Bralorne South Property
Date Worked: June 2020

Lillooet Mining Division
South-Western British Columbia

NTS Map Sheet: 092J/15W
BCGS: 092J087

Latitude: 50.77585 N, Longitude: 122.83782 W
UTM WGS 84 Zone 10 511450 E, 5624900 N

Owner/Operator:
Wild West Gold Corp.
Michael Richard Lee
60562 Granville Park
Vancouver, B.C.
V6H 4B9

Authored By:
Matt Fraser
3017 Oak St.
Vancouver, B.C.
V6H 2K8

Date Submitted: March 2021

Table of Contents

1 Introduction 5
2 Property Description 5
2.1 Location, Access, Physiography, Climate, and Infrastructure 5
2.1.1 Location. 5
2.1.2 Access 7
2.1.3 Physiography and Climate. 7
2.1.4 Infrastructure. 7
2.2 Claims and Ownership 8
2.2.1 List of Claims 8
3 History 10
3.1 Bridge River Mining Camp 10
3.2 Property History & Mineralization 10
3.2.1 B.R. Jewel 11
3.2.2 Native Son and Short O' Bacon 13
4 Geology 15
4.1 Regional Geology 15
4.2 Local Geology 17
4.3 Property Geology 19
5 2020 Exploration 21
5.1 Mobile Metal Ion (MMI) Survey 21
5.2 Magnetometer Survey 21
6 Sampling Methodology, Preparation, Analysis, and Data Verification 22
6.1 Mobile Metal Ion (MMI) 22
6.2 Magnetometer Survey 23
6.2.1 Theory 23
6.2.2 Survey Procedure 23
7 Results 24
7.1 Mobile Metal Ion (MMI) Results 24
7.2 Magnetic Results 26
8 Discussion, Interpretation, and Conclusion 26
9 References 29

List of Figures

Figure 2-1. Location Map. 5
Figure 2-2. Property Access 6
Figure 2-3. Bralorne South Mineral Tenures. 9
Figure 3-1. Bralorne South MINFILES. 10
Figure 3-2. BRJ Adit & Surface Assays. 12
Figure 3-3. 1988 Airborne Anomalies within Bralorne South. 14
Figure 4-1. Regional Geology of the Bridge River Mining Camp (Hart et al 2008) 15
Figure 4-2. Local Geology of the Bridge River Mining Camp (Hart et. al 2008. 18
Figure 4-3. Geology of Bralorne South. 20
Figure 5-1. Map of 2020 Exploration Work Done. 21
Figure 7-1. Assay Correlations Report (Raw Data). 24
Figure 8-1. Gossanous Boulder from area 200m North of Carl Creek. 27

List of Tables

Table 2-1. Claims and Ownership 8
Table 3-1. Bridge River Mining Camp - Past Production 10
Table 3-2. Average Values of BRJ#1 Vein. 11
Table 7-1. Bralorne South MMI Samples with >10x Response Ratio Au 25

List of Appendices

Appendix 1 – Statement of Costs 30
Appendix 2 – Statement of Qualifications 31
Appendix 3 – Mobile Metal Ion (MMI) Maps 32
3.1 – Sample Locations 32
3.2 – Au (ppb) 33
3.3 Ag (ppb) 34
3.4 – As (ppb) 35
3.5 – Cu (ppb) 36
3.6 – Ni (ppb) 37
3.7 – Sb (ppb) 38
3.8 – Se (ppb) 39
3.9 – W (ppb) 40
3.10 – Cr (ppb) 41
Appendix 4 – Mag Maps 42
4.1 – Total Magnetic Intensity – TMI (nT) 42
4.2 – Au (ppb) overlying TMI (nT) 43
4.3 – Ni (ppb) overlying TMI (nT) 44
4.4 – W (ppb) overlying TMI (nT) 45
4.5 – Cr (ppb) overlying TMI (nT) 46
Appendix 5 – 2020 MMI Samples and Descriptions 47
Appendix 6 – SGS Assay Certificates 50

1 INTRODUCTION

At the request of Wild West Gold Corp., Decoors Mining Corp. visited the Bralorne South Property in June 2020. This report documents the work carried out on the Bralorne North Claims by a four-person mineral exploration crew from June 14 – June 16, 2020.

2 PROPERTY DESCRIPTION

2.1 LOCATION, ACCESS, PHYSIOGRAPHY, CLIMATE, AND INFRASTRUCTURE

2.1.1 Location.

Provincially, the Bralorne South Property is located 280 km north of Vancouver in southwestern British Columbia (Figure 2-1).

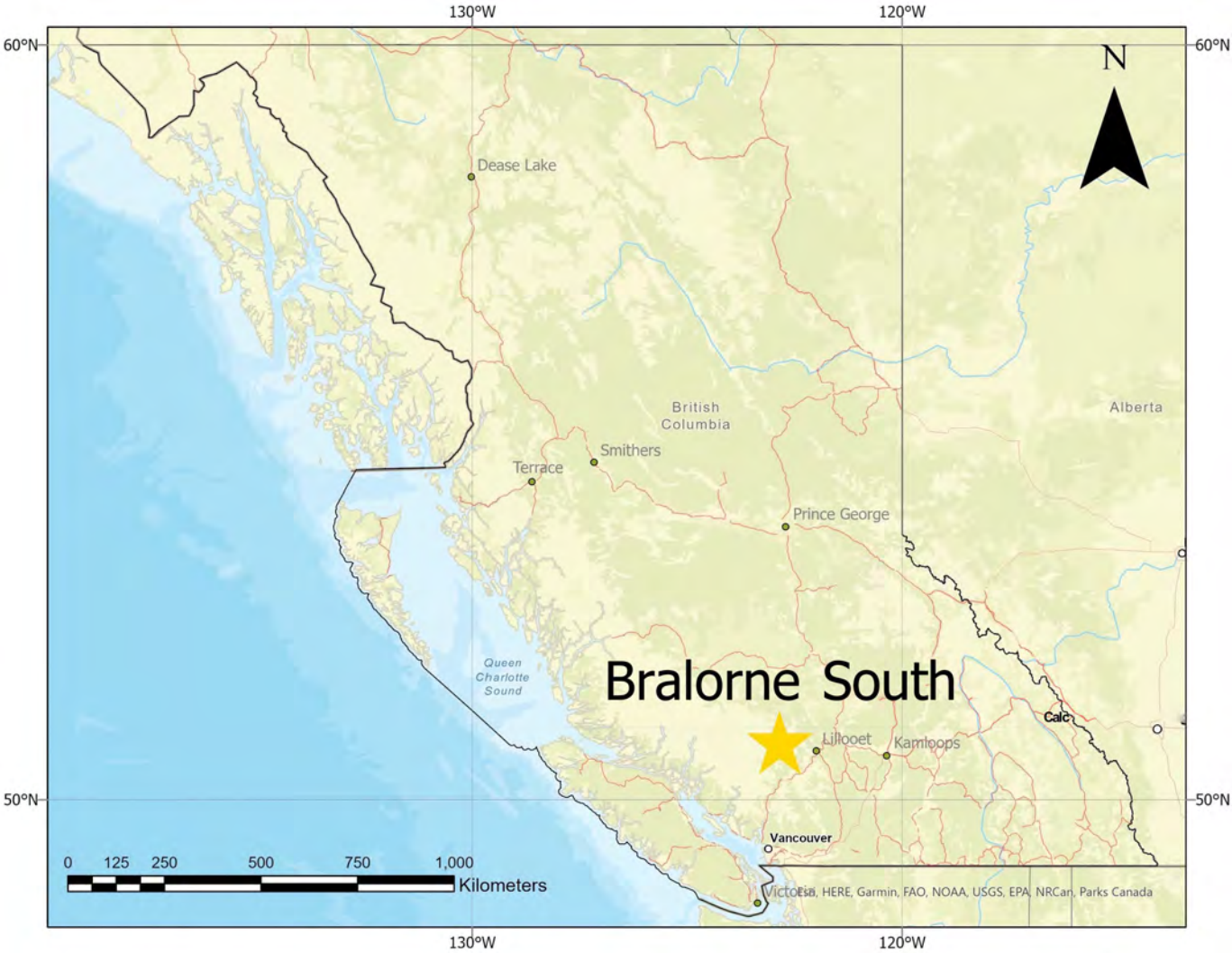

Figure 2-1. Location Map.

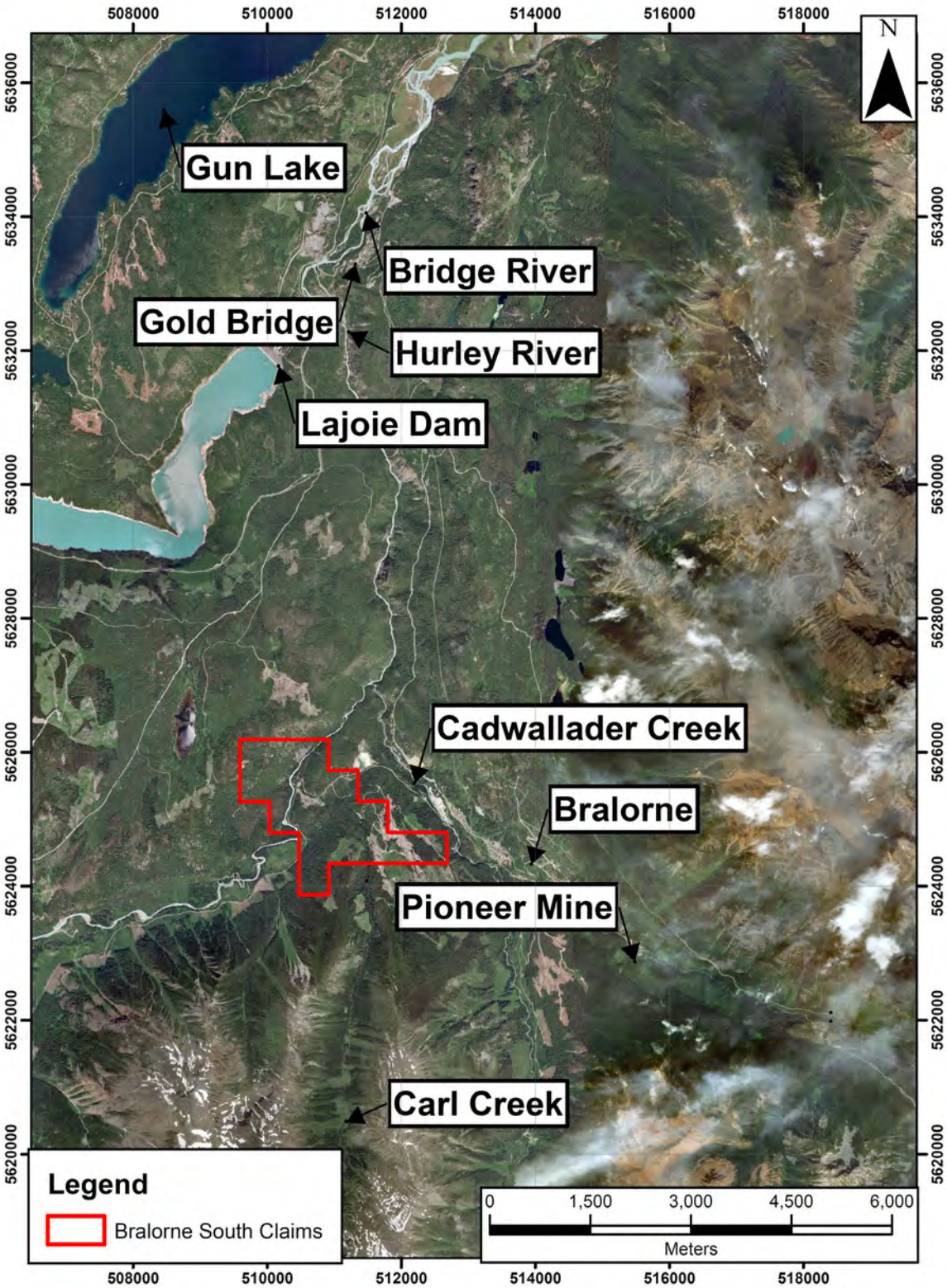

Figure 2-2. Property Access

More locally, the Property is located 60 km northwest of Lillooet, 7.5km South of Gold Bridge, and <1 km West of Bralorne – right in the heart of the Bridge River Mining Camp (Figure 2-1).

The Property is situated on NTS map 092J/15W.

Approximate latitude and longitude for the center of the Property is 50.77585N, 122.83782W (UTM WGS 84 Zone 10, 511450E, 5624900N).

2.1.2 Access

Gold Bridge can be accessed from Vancouver by travelling 250 km northeast through Whistler and Pemberton to Lillooet on Highway 99 and then continuing a further 105 km west on Highway 40.

Bralorne South (Figure 2-2) can then be accessed by taking the Lillooet Pioneer Road 11km south and turning right (west) onto the Hurley Road. The Hurley Road gives access to the north-central and western portions of the claim block. A logging road runs south to give access to the south-central and south-western portions of the claim block.

The Carl Creek hiking and mountain biking trail runs along Carl Creek through the center of the claims. This is a classic tight Bralorne trail with some steep sections and a bridge across Carl Creek.

Other old trails from previous exploration give access to the south-east portion of the claim block. These are badly overgrown but easily travelled on foot.

2.1.3 Physiography and Climate.

Bralorne South lies in the Southern Chilcotin Ranges Ecosection of the Interior Transition Ranges Ecoregion. Consisting of the typical rugged coastal plutonic rocks of the Pacific Ranges, this is a foothills mountain area with high rounded mountains and deep narrow valleys (Demarchi 2011).

Within the Property elevations range from 960m along the Hurley River to 1400m in the SW corner of the of the claims. Interior Douglas-fir and Montane Spruce forests dominate the valleys and lower slopes while subalpine forests dominate the middle mountain slopes.

This area is under a rainshadow from the easterly moving coastal weather systems, but it is greatly affected by interior weather systems, especially in the winter, when dense Arctic air can invade this area from the north. Precipitation is moderate to heavy year-round. Winters are long and cold, lasting from November until mid-April. Summers are warm and wet, with rainfall often exceeding 10 cm/month. The exploration season is from the middle of May until late October.

2.1.4 Infrastructure.

Logging, mineral exploration, and hard rock mining are extensive throughout the area.

Gold Bridge and Bralorne are the main settlements and recreational cabins have been established around Gun Lake. These combine for a local population of approximately 200. There are limited facilities in Gold Bridge, including two motels, a restaurant, a gas station, a grocery store, and one school covering kindergarten to grade seven. Bralorne hosts the Bralorne mine site consisting of a 25-person bunkhouse, cookhouse, dry, and offices. Both

towns are connected to the BC electric power grid – the Lajoie Dam and Powerhouse facility, operated by BC Hydro, is located on the Downton Lake Reservoir 3 km from Gold Bridge.

Surface waters within the area of the Property flow primarily into Carl Creek. Carl Creek flows north into the Hurley River. There is sufficient water for all mineral exploration activities.

2.2 CLAIMS AND OWNERSHIP

Bralorne South consists of 7 contiguous claims covering 347.3736 hectares (Table 2.2.1, Figure 2-3). All claims are owned by Michael Richard Lee of Wild West Gold Corp.

2.2.1 List of Claims

Table 2-1. Claims and Ownership

Tenure Number	Tenure Type	Claim Name	Area (ha)	Owner Name
1049191	Mineral		81.7458	LEE, MICHAEL RICHARD
1051768	Mineral	SHORT OF BACON FRACTION	20.4334	LEE, MICHAEL RICHARD
1056175	Mineral		20.4387	LEE, MICHAEL RICHARD
1059961	Mineral		20.4335	LEE, MICHAEL RICHARD
1068129	Mineral		61.2933	LEE, MICHAEL RICHARD
1068130	Mineral		81.7235	LEE, MICHAEL RICHARD
1073919	Mineral	N 16	61.3054	LEE, MICHAEL RICHARD
			347.3736	

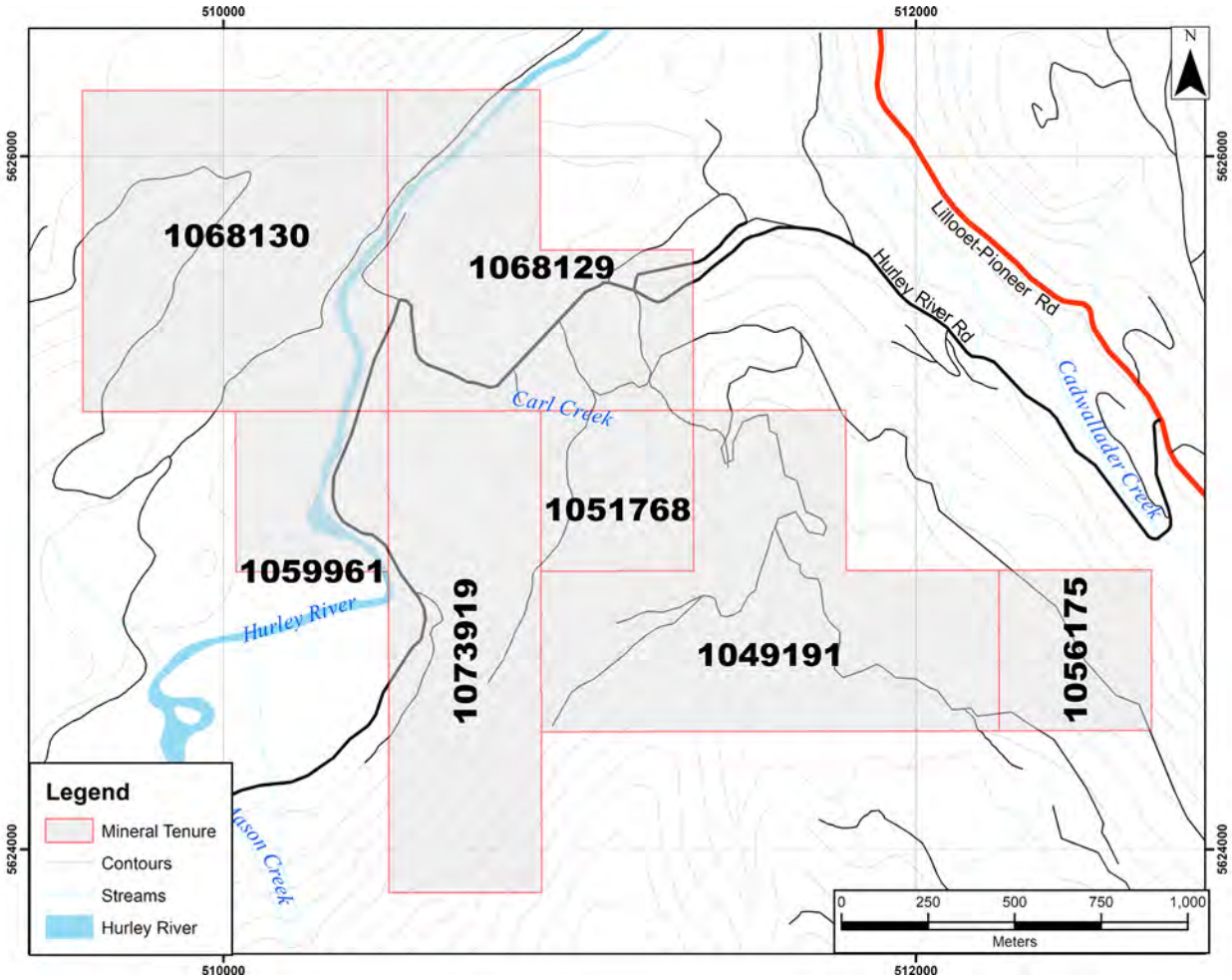

Figure 2-3. Bralorne South Mineral Tenures.

3 HISTORY

3.1 BRIDGE RIVER MINING CAMP

In the 1860's prospectors from the Fraser River and Cariboo regions found placer gold in the Bridge River. Hardrock claims were staked in the 1890's and over time the area grew to be British Columbia's leading gold camp.

The Bridge River Mining Camp encompasses five former mines – Bralorne, Pioneer, Wayside, Minto, and Congress (Figure 4) - and more than 60 mineral prospects.

Table 3-1. Bridge River Mining Camp - Past Production

Mine	Total Ore (Tonnes)	Grade (Au - g/t)	Total Kilograms (Au)	Total Ounces (Au)	At $2,350 CAD/oz
Bralorne-Pioneer	7,295,900.00	17.7	129,137.43	4,555,193.71	$10,704,705,208.68
Congress	943	2.7	2.55	89.81	$211,056.16
Minto	80,650.00	6.8	548.42	19,344.97	$45,460,672.64
Wayside	39,109.00	4.2	164.26	5,794.03	$13,615,969.65
Total				**4,580,422.51**	**$10,763,992,907.12**

3.2 PROPERTY HISTORY & MINERALIZATION

Previous exploration efforts within the Bralorne South claims have focussed on the B.R. Jewel, the Native Son, and the Short O Bacon areas. A summary of the work history follows.

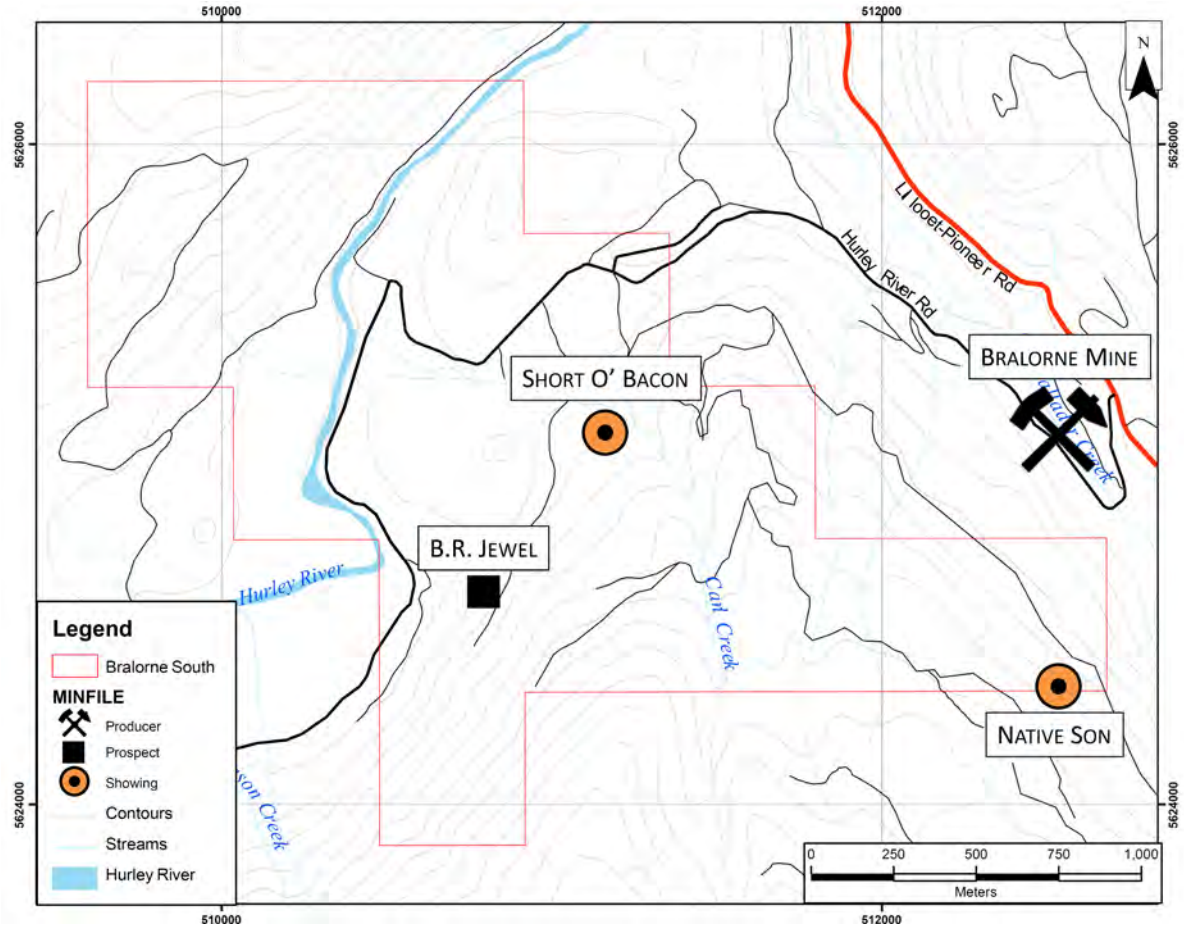

Figure 3-1. Bralorne South MINFILES.

3.2.1 B.R. Jewel

MINFILE: 092JNE135

Target: Quartz Veins

Description: The B.R. Jewel veins are hosted in Upper Triassic Pioneer Formation (Cadwallader Group) greenstone with nearby or "associated" diorite of the Permian Bralorne Igneous Complex. The main showing, B.R. Jewel #1 (BRJ #1), is a well-defined ribboned quartz vein having gouge and crushed wallrock on either side. The northeast trending vein averages 1m in width and is truncated after 153m at its southwest end by a north trending fault. Mineralization consists of local sparse pyrite, tetrahedrite and arsenopyrite.

1938 Pioneer Gold Mines drove an adit, the Ho Bo Adit, 120m long into the BRJ#1 vein.

610m south and 200m uphill of the Adit, a second group of widely separated quartz showings (BRJ#2) were exposed in 11 open-cuts.

Approximately 550m south-southwest and at the same elevation of the Adit, 16 lenses of quartz (BRJ#3) were exposed in outcrops via stripping and open cuts.

Two northeasterly striking shear zones were exposed with open cuts. (Stevensen 1952).

1946 Olympic Gold Mines drilled four diamond drill holes. 3 holes were drilled 365m from the Adit across the northeasterly projection of the vein. These holes were all in greenstone, and only the most westerly cut any quartz. The fourth hole was drilled 36.5m northeast of the Adit and stopped a considerable distance short of the vein. It did, however, cut a foot of unmineralized quartz at 11m (Stevensen 1952).

1948 B.R. Jewel Syndicate and, with a crew of 3 hand miners, extended the drift started by Pioneer 38m. The average values indicated a grade of 8.57 g/t Au over a length of 51.816m and a width of 0.833m (Table 3-2).

2 selected samples from the north end of the vein averaged 140.5 g/t Au and 617 g/t Ag. A nearby chip sample assayed 15.08 g/t Au and 37.7 g/t Ag over 1m (Dirom 1979).

Table 3-2. Average Values of BRJ#1 Vein.

Start (m)	End (m)	Length (m)	Width (m)	Au (g/t)
0	27.432	27.432	0.64	2.0568
27.432	41.148	13.716	0.823	19.5396
41.148	51.816	10.668	1.036	4.1136
Total		**51.816**	**0.833**	**8.57**

1979 B.R. Jewel Syndicate completed preliminary geological and geochemical traverses of the claim. 15 silt and/or soil samples were taken and 6 rock chip samples. Results were low (Dirom 1979).

1981 Carl Creek Resources drilled 3 BQ diamond drill holes (81-1, 81-2, and 81-3) totalling 326.75m across the easterly extension of the BRJ#1 Vein. All 3 holes were drilled from the same site.

DDH 81-1 cut the vein over 2.74m (86.26-89m depth) about 16.76m east of the Adit. Sample 6092 assayed 1.30 g/t Au and 1.03 g/t Ag over 0.305m.

DDH 81-2 cut the vein over 1.981m (87.386-89.367m depth) about 29m NE of the intersection in DDH 81-1. Assays were low.

DDH 81-3 cut quartz/calcite fracturing over 0.80m (108.8-109.6m depth) about 40m NE of the intersection in DDH 81-2. Sample 6183 assayed 2.09 g/t Au and 1.03 g/t Ag over this zone (Dirom 1982).

1988 Levon Resources flew the B.R. Jewel area as part of a larger regional airborne magnetic and VLF-EM survey.

1989-2019 No work of merit was done within the claims.

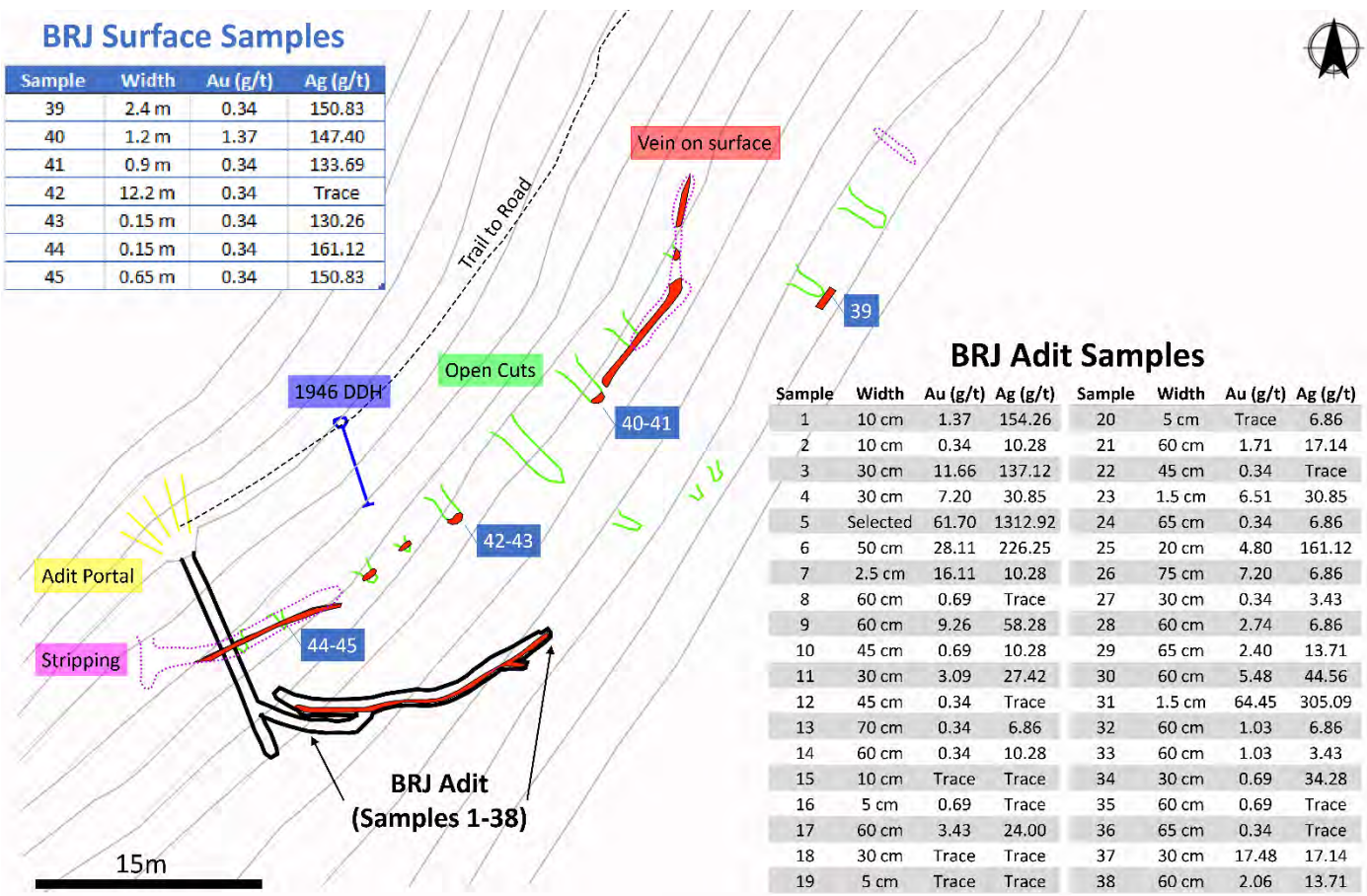

BRJ Surface Samples

Sample	Width	Au (g/t)	Ag (g/t)
39	2.4 m	0.34	150.83
40	1.2 m	1.37	147.40
41	0.9 m	0.34	133.69
42	12.2 m	0.34	Trace
43	0.15 m	0.34	130.26
44	0.15 m	0.34	161.12
45	0.65 m	0.34	150.83

BRJ Adit Samples

Sample	Width	Au (g/t)	Ag (g/t)	Sample	Width	Au (g/t)	Ag (g/t)
1	10 cm	1.37	154.26	20	5 cm	Trace	6.86
2	10 cm	0.34	10.28	21	60 cm	1.71	17.14
3	30 cm	11.66	137.12	22	45 cm	0.34	Trace
4	30 cm	7.20	30.85	23	1.5 cm	6.51	30.85
5	Selected	61.70	1312.92	24	65 cm	0.34	6.86
6	50 cm	28.11	226.25	25	20 cm	4.80	161.12
7	2.5 cm	16.11	10.28	26	75 cm	7.20	6.86
8	60 cm	0.69	Trace	27	30 cm	0.34	3.43
9	60 cm	9.26	58.28	28	60 cm	2.74	6.86
10	45 cm	0.69	10.28	29	65 cm	2.40	13.71
11	30 cm	3.09	27.42	30	60 cm	5.48	44.56
12	45 cm	0.34	Trace	31	1.5 cm	64.45	305.09
13	70 cm	0.34	6.86	32	60 cm	1.03	6.86
14	60 cm	0.34	10.28	33	60 cm	1.03	3.43
15	10 cm	Trace	Trace	34	30 cm	0.69	34.28
16	5 cm	0.69	Trace	35	60 cm	0.69	Trace
17	60 cm	3.43	24.00	36	65 cm	0.34	Trace
18	30 cm	Trace	Trace	37	30 cm	17.48	17.14
19	5 cm	Trace	Trace	38	60 cm	2.06	13.71

Figure 3-2. BRJ Adit & Surface Assays.

3.2.2 Native Son and Short O' Bacon

MINFILES:	Native Son	092JNE006
	Short O' Bacon	092JNE016

Target: Quartz Veins.

Description: The Native Son consists of several irregular, 0.5m -wide quartz veins. They are all lenticular and are sparsely mineralized with pyrite.

The Short O' Bacon vein is hosted in greenstone and ranges from a few inches to 2m in width, strikes 340 degrees, and dips 70-75 degrees NE. The quartz follows a shear zone 1.2-1.5m wide. Towards the north, the quartz frays out to several 2- to 4-inch stringers. Towards the south, the quartz is 14-inches wide.

1933 Native Sons Mines drove a long-crosscut adit, the Native Son Adit, at an elevation of 3,875 feet on the west valley wall of Cadwallader Creek.

Bridge River Ogden Mines drove the Short O' Bacon Adit on the Short O' Bacon vein for 20m.

1945 Pinebrayle Gold Mines acquired both the Native Son and the Short O' Bacon.

1946 Leitch Mines acquired an interest in Pinebrayle and started an extensive program of surface exploration. The company dug pits, trenches, and open-cuts at several places along lines that crossed the Noel formation, and along strike of veins and vein-shears:

- The Short O' Bacon vein was traced by pits and stripping a further 50m south, combining for a total length of 70m. Workers were unable to continue tracing the vein further south due to difficulty in reaching bedrock, over 3m deep in places, through deep boulder clay.
- 190m southeast of the Short O' Bacon Adit, a well-defined quartz vein was exposed in outcrop and open-cuts for a length of 67m.
- 225m southeast of the Short O' Bacon Adit, and upstream of the falls in Carl Creek, a 210m long shear zone was prospected along its length by several strippings and open-cuts.
- East of the Short O' Bacon Cabin a zone of quartz lenses was exposed by stripping.
- A short adit was driven 8m southwesterly across three more quartz veins that outcropped in the north bank of Castle Creek about 100m upstream from the portal of the Native Son Adit.
- High grade-float was found in the autumn of 1946 on the Noel Creek slope after the snow had fallen (Stevensen 1952).

1947 Leitch Mines withdrew from Pinebrayle. Pinebrayle planned further exploration of the Property to find the source of the high-grade float found in 1946.

1948-51 Pinebrayle did general surface prospecting, drove a short adit, and drilled 2 holes. The company dissolved in 1951. No record of this work could be found.

1988 Levon Resources flew the Native Son and Short O' Bacon areas as part of a larger regional airborne magnetic and VLF-EM survey. Interpreted conductors 'E', 'F', and 'G' lie within the Bralorne South claims (Figure 3-3). Conductors E & F are strong anomalies possibly reflecting mineralization within sediments. Conductor G is a medium strength anomaly interpreted to be a fault (Brewer 1988).

1989-2019 No work of merit was done within the claims.

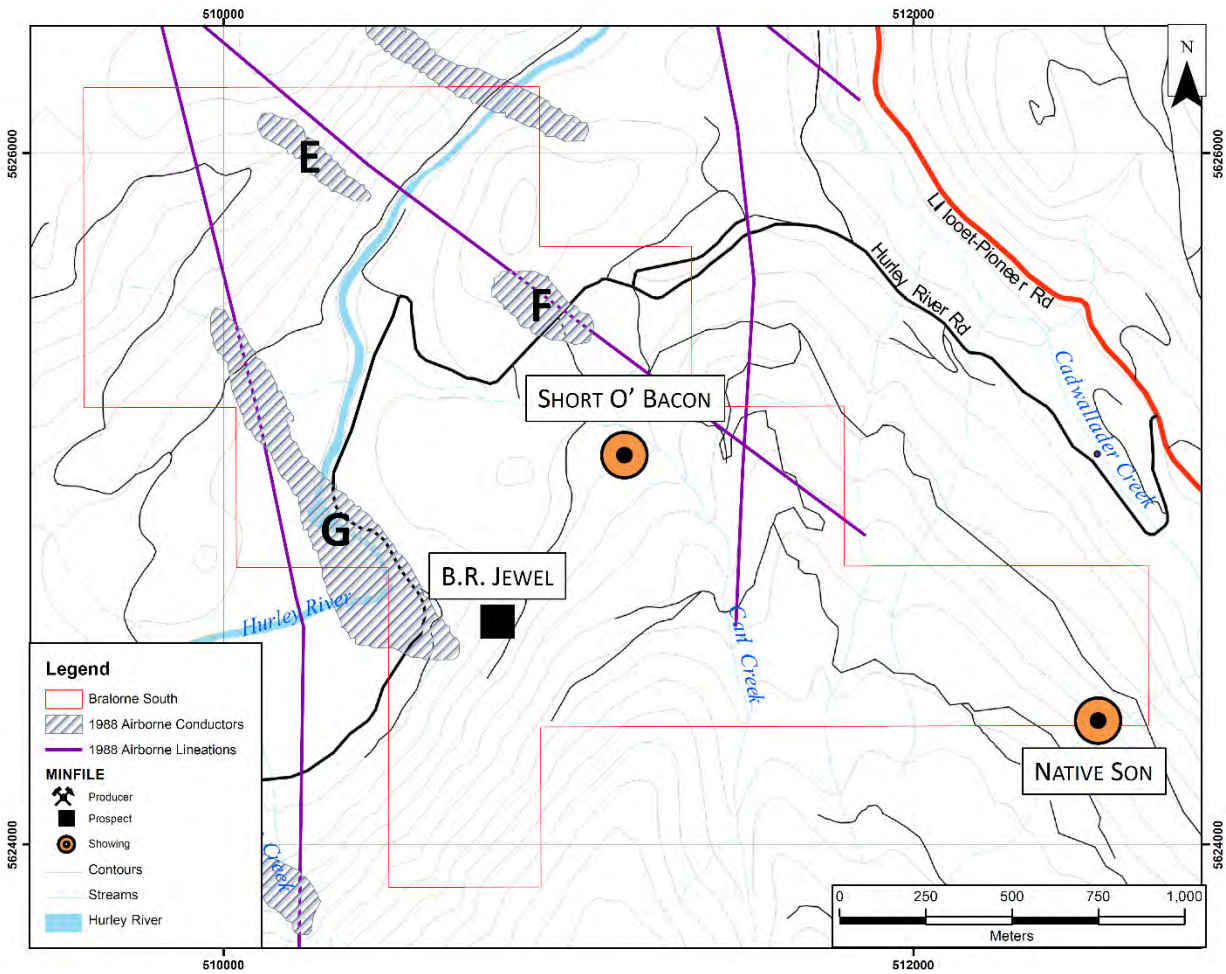

Figure 3-3. 1988 Airborne Anomalies within Bralorne South.

4 GEOLOGY

4.1 REGIONAL GEOLOGY

The Bralorne South Property is situated within the Bridge River Mining Camp of southwestern British Columbia. The regional geology is shown in Figure 4-1.

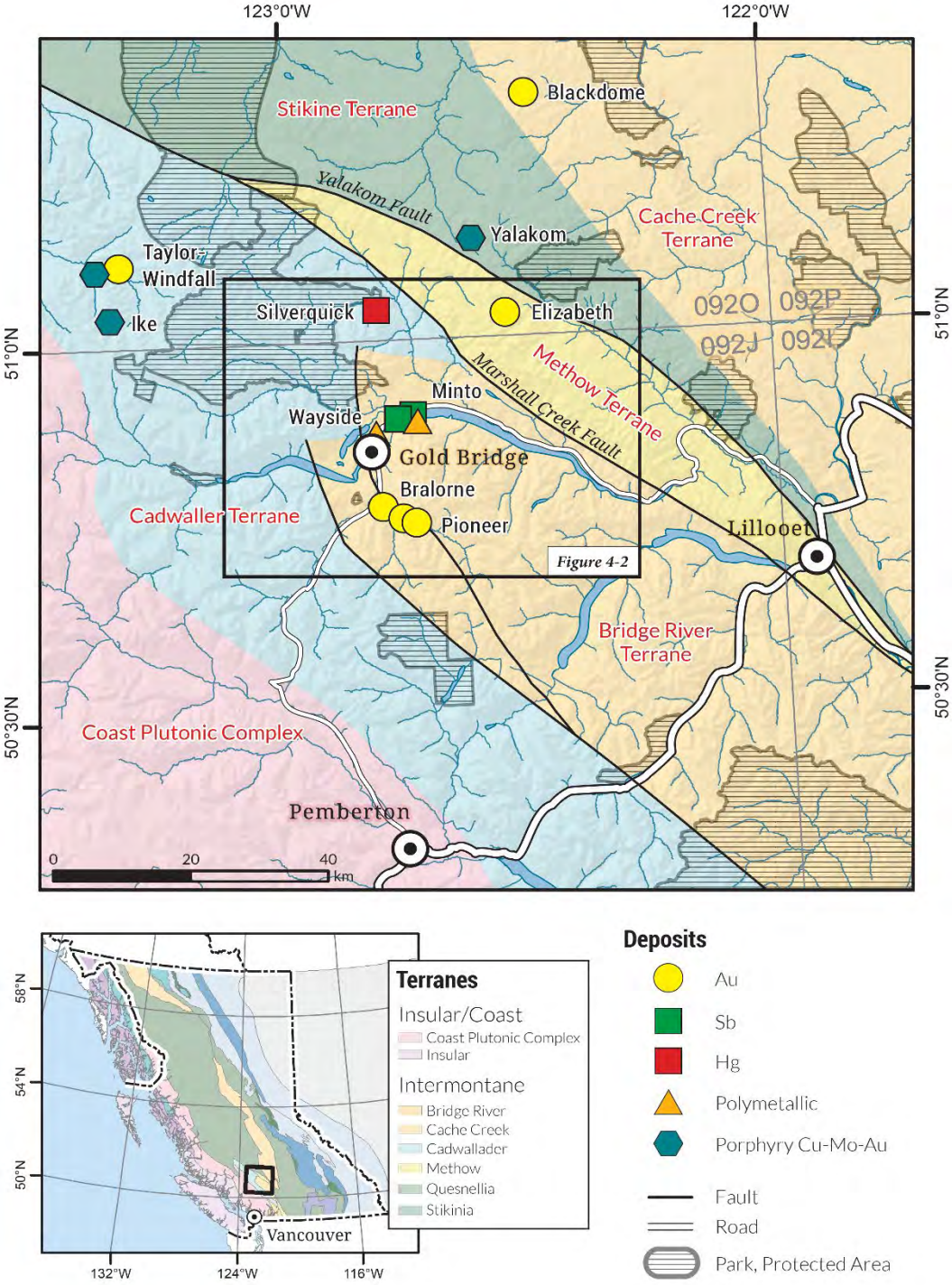

Figure 4-1. Regional Geology of the Bridge River Mining Camp (Hart et al 2008)

The geological setting and metallogeny of the region is described by Hart et al (2008) and Church and Jones (1999).

The Bridge River district is situated at a tectonic boundary between the Cache Creek and Stikine allochthonous terranes. The Bridge River Terrane is possibly equivalent to the Cache Creek Terrane and comprises slabs of oceanic and transitional crust that were stacked against the continental margin together with island-arc-related units of the Cadwallader Terrane, interpreted as part of the Stikine Terrane. Diverse rock units of these two terranes are structurally deformed and imbricated in the area, together with large fault-bounded slices of gabbroic and ultramafic rocks. These early structures are crosscut by later northwest- and north-trending major faults related to the Fraser-Yalakom regional dextral strike slip fault system, and by Late Cretaceous and Tertiary granitic plutons and related dikes (Church 1996).

The Bridge River Terrane comprises Mississippian to Middle Jurassic accretionary complexes of oceanic basalt and gabbro and related ultramafic rocks, chert, basalt, shale, and argillite. It is juxtaposed with Late Triassic to Early Jurassic island arc volcanic rocks and mostly marine, arcmarginal clastic strata of the Cadwallader Terrane. These assemblages are variably overlain, mostly to the north, by clastic, mostly non-marine successions belonging to the Jurassic-Cretaceous Tyaughton Basin (Hart et. al. 2008).

The region has been intruded by a wide range of Cretaceous and Tertiary plutonic and volcanic rocks and their hypabyssal equivalents. Most significant among these are the dominantly Cretaceous granitoid bodies that form the Coast Plutonic Complex (CPC), which is locally characterized by the 92 Ma Dickson McClure intrusions, and the large individual bodies of the Late Cretaceous Bendor plutonic suite. Hypabyssal magmatism is reflected by emplacement of porphyritic dikes between 84 and 66 Ma, with the youngest magmatic event being 44 Ma lamprophyre dikes (Hart et. al. 2008).

The district has been deformed by mid-Cretaceous contractional deformation within the westerly trending Shulaps thrust belt, and by contractional and oblique-sinistral deformation associated with the Bralorne-Eldorado fault system. The timing of this deformation and metamorphism is ca. 130 to 92 Ma, with synorogenic sedimentary flysch, as young as mid-Cretaceous, cut by the faults (Hart et. al. 2008). The Bridge River and Cadwallader Terrane are juxtaposed along the Bralorne-Eldorado fault system, which in the Bridge River area consists of linear, tectonized and serpentinized slices of late Paleozoic mafic and ultramafic rocks known as the Bralorne-East Liza Lake thrust belt, a 1- to 3-kilometre-wide zone defined by Schiarizza et al., 1997.

The main gold-forming event in the Bridge River district took place at ca. 68 to 64 Ma at the Bralorne-Pioneer deposit (Hart et. al. 2008). Mineralization pre-dated or was synchronous with the emplacement of the Bendor batholith, and the gold event overlaps initiation of dextral strikeslip on the regional fault systems in this region. The abundance of gold, antimony, and mercury deposits and occurrences along the various main structures in the district (Figure 4-2) suggests that the onset of dextral strike-slip in this part of the Cordillera facilitated widespread fluid flow along the reactivated fault systems (Hart et. al. 2008).

4.2 LOCAL GEOLOGY

The principal stratigraphic assemblages of the local area include the Bridge River Complex and Cadwallader Group. Nomenclature is described by Leitch (1990) and Church and Jones (1999). The Bridge River Complex is comprised of two packages, sedimentary and volcanic, with a thickness of 1000 metres or more of ribbon chert and argillite with very minor discontinuous limestone lenses, and large volumes of basalt, some pillowed. The Cadwallader Group has been subdivided into three formations: the lowermost sedimentary Noel Formation, the Pioneer Formation greenstones, and the upper Hurley Formation sedimentary rocks. The Pioneer Formation, commonly termed “greenstones” in mine usage, ranges from fine-grained, massive amygdaloidal flows and medium-grained dikes or sills, to coarse lapilli tuffs and aquagene breccias. It is estimated to be at least 300 metres thick in the Cadwallader Valley but may be thicker elsewhere. The Hurley Formation comprises a rhythmically layered green volcanic wacke and darker argillite. The Noel Formation consists of black argillites that are less calcareous than those of the Hurley; however, differentiation between the two formations is difficult (Cairnes 1937).

Igneous rocks within the Bralorne area include Upper Paleozoic ultramafic rocks and associated Bralorne intrusive suite, Mesozoic Coast Plutonic rocks, Tertiary Bendor intrusive rocks, and dikes of Cretaceous-Tertiary age. Ultramafic rocks, called the President ultramafics, form narrow serpentinized bodies and with the pillow basalts and radiolarian ribboned cherts of the Bridge River Complex, they complete the trinity of a typical ophiolite package. The ultramafic rocks in the Bralorne area range from dunite to pyroxenite, but peridotites are most common (Cairnes 1937). Usually, they are partly to completely serpentinized, or altered to talc-antigorite-tremolitecarbonate and are intruded by diorite. Hornblendite occurs mainly along the southwestern flank of the Bralorne Diorite near the ultramafic rocks of the Cadwallader fault zone. It is a variable unit, including rocks ranging from dark, mafic-rich diorite to ultramafic-rich diorite to ultramafic-looking rocks with a peculiar “network” texture as the contact with the ultramafic is approached. The Bralorne intrusive suite includes “augite diorite” and “soda granite”, which commonly occur together. The main mass is called Bralorne Diorite (hornblende quartz diorite) and occurs between the bounding Fergusson and Cadwallader faults. It varies locally over short distances from fine to coarse-grained and light grey to dark green in color; several intrusive phases of diorite may be present, based on their relatively fine or coarse nature. Abundant small areas of “greenstone diorite” are included within the diorite unit and are characterized by variations in color and grain size from dark fine portions to coarse lighter portions. Contacts between the two units are highly complex, forming an intimate mixture. The Bralorne Diorite complex is crosscut by intrusions of soda granite with complex dike relations. The main body of soda granite (trondhjemite/albite tonalite) is found along the northeast side of the Bralorne Diorite, but also forms many dikes cutting the diorite. Typically, the soda granite is a leucocratic, coarse-grained granitic rock, and low-grade alteration of the soda granite is widespread. Thin (less than 1 m) irregular aplite dikes cut the Bralorne soda granite but are difficult to separate. They are even more leucocratic than the soda granite. Five Cretaceous-Tertiary dikes, including grey plagioclase porphyry, albitite, green hornblende porphyry, Bendor porphyry and lamprophyre, intrude the plutonic rocks at Bralorne.

The ophiolitic rocks in the area were assigned to the Bralorne-East Liza Complex by Schiarizza et al. (1997). The Bralorne-East Liza Complex consists of greenstone, diorite, tonalite, gabbro and serpentinite that are imbricated with Cadwallader Terrane throughout the southern part of the Taseko-Bridge River area (Figure 4-3). It includes rocks previously assigned to the Bralorne and President intrusions, as well as some rocks that had been included in the Pioneer Formation the Cadwallader Group. These rocks have yielded late Paleozoic radiometric dates and may represent slices of oceanic crust that were imbricated with Cadwallader Terrane during obduction (Schiarizza et al. 1997).

All the rocks in the Bralorne area, except the Bendor and lamprophyre dikes, are affected by lowgrade, sub-greenschist to lower greenschist facies static or burial metamorphism and show little or no penetrative fabric.

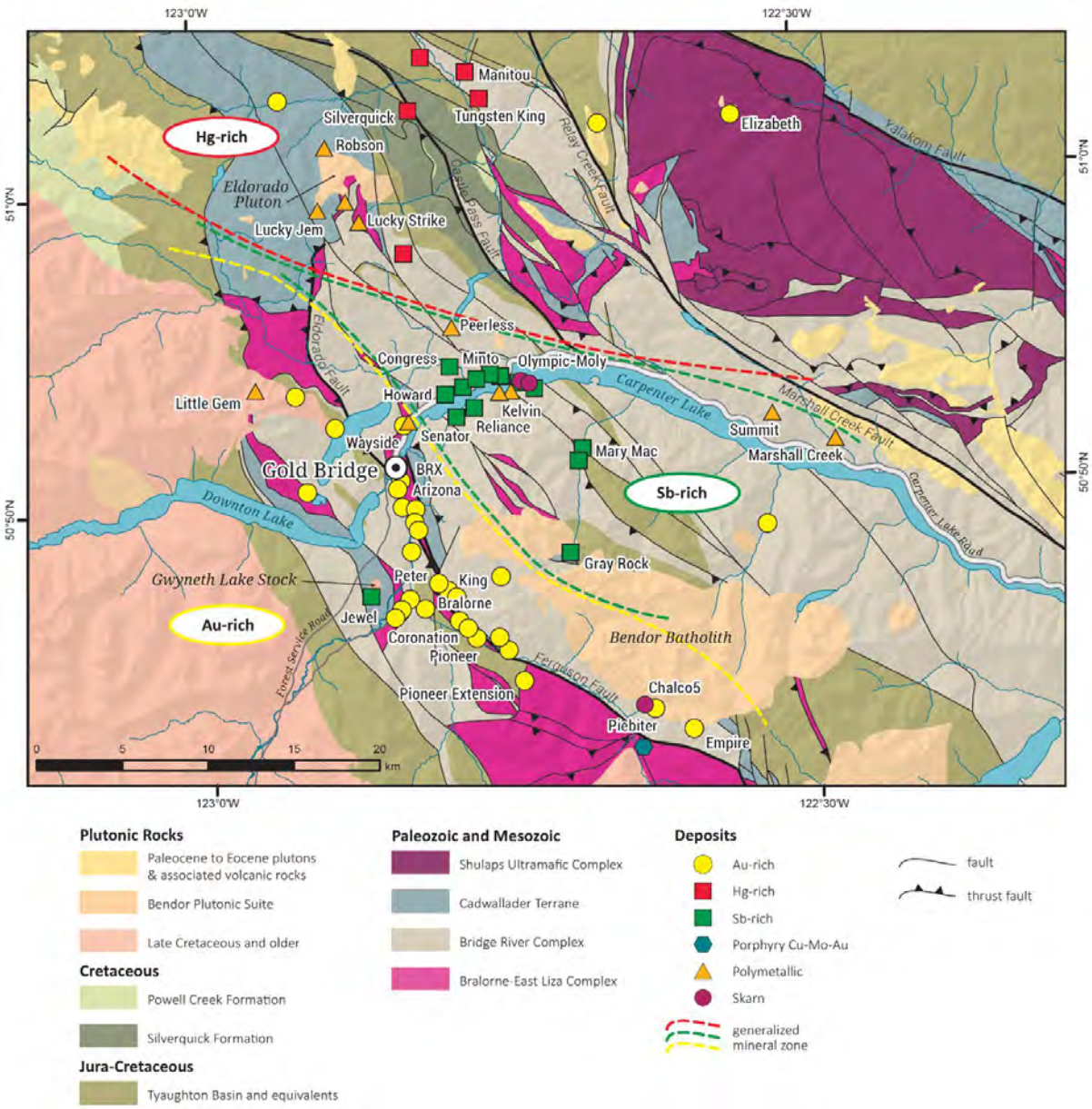

Figure 4-2. Local Geology of the Bridge River Mining Camp (Hart et. al 2008.

4.3 PROPERTY GEOLOGY

Nearly all the rocks in the Cadwallader Creek – Hurley River area are found within the claims of Bralorne South. These include argillite, cherts and lavas belonging to the Fergusson Group, sandstones belonging to the Noel Formation, greenstone belonging to the Pioneer Formation, and intrusive rocks represented by serpentine.

Fergusson Group – Large areas of chert outcrop in the central and southern parts of the claims. The chert consists of ½”-1” thick ribbons of dark grey to sugary chert separated by paper-thin partings of argillite.

Schistose greenstone occurs in a northwesterly trending band about 125m wide and 500m east of Carl Creek.

Noel Formation – a northwest trending band of flaggy sandstone outcrops along the west bank of Carl Creek. The band is about 60m wide. The sandy layers consist of quartz and plagioclase grains in a matrix or cement that is largely sericite and fine-grained recrystallized quartz. The size of the grains is usually ~0.1mm, their sphericity poor, and their roundness moderate. Occasionally stringers of calcite cut the beds.

Pioneer Formation – Massive Pioneer Greenstone underlies the B.R. Jewel and Short O Bacon area of the claims. The greenstone is fine grained and possesses a diabasic texture that consists predominantly of plagioclase laths and interstitial chlorite. A porphyritic phase of the greenstone, consisting of large well-shaped phenocrysts of plagioclase in a fine-grained mass of plagioclase laths that show flow structure, was observed in greenstone outcrops in the west bank of Carl Creek just above the Falls. Amygdaloidal phases consisting of a few small amydaloidals about 2mm in diameter and consisting of granular parts have been seen in a few outcrops. Diorite occurs as irregular patches of light-coloured medium-grained rock in the greenstone. The contacts between the diorite and greenstone are irregular, ill-defined, and suggest that the diorite has formed by replacement of the greenstone.

Intrusive Rocks – A band of serpentine up to ~100m in width occurs in Carl Creek with chert to the east and Pioneer Greenstone to the west. The contact between the serpentine and greenstone strikes northwest, is intensely sheared, and the relation of the two rocks is obscured. The serpentine is highly sheared, dark olive green in colour, and has very few recognizable crystals in it. It consists primarily of antigorite, with some talc and carbonate. Some of the serpentine in Carl Creek immediately downstream of the Falls contains large residual grains of pyroxene, both augite and enstatite.

Tan weathering carbonate rocks occur in the lower stretches of Carl Creek and along the east side of the band of serpentine. The talc-carbonate rock is tan coloured on the weathered surface, greyish white on the fresh surface, and medium grained in texture. It consists of well-formed dolomite crystals, patches of matted antigorite, and patches of talc. Locally, small patches of vesuvianite occur in the talc-carbonate zone. The strike and distribution of the carbonate bodies is very diverse and erratic and appears to follow shears in the serpentine.

(Stevensen 1952)

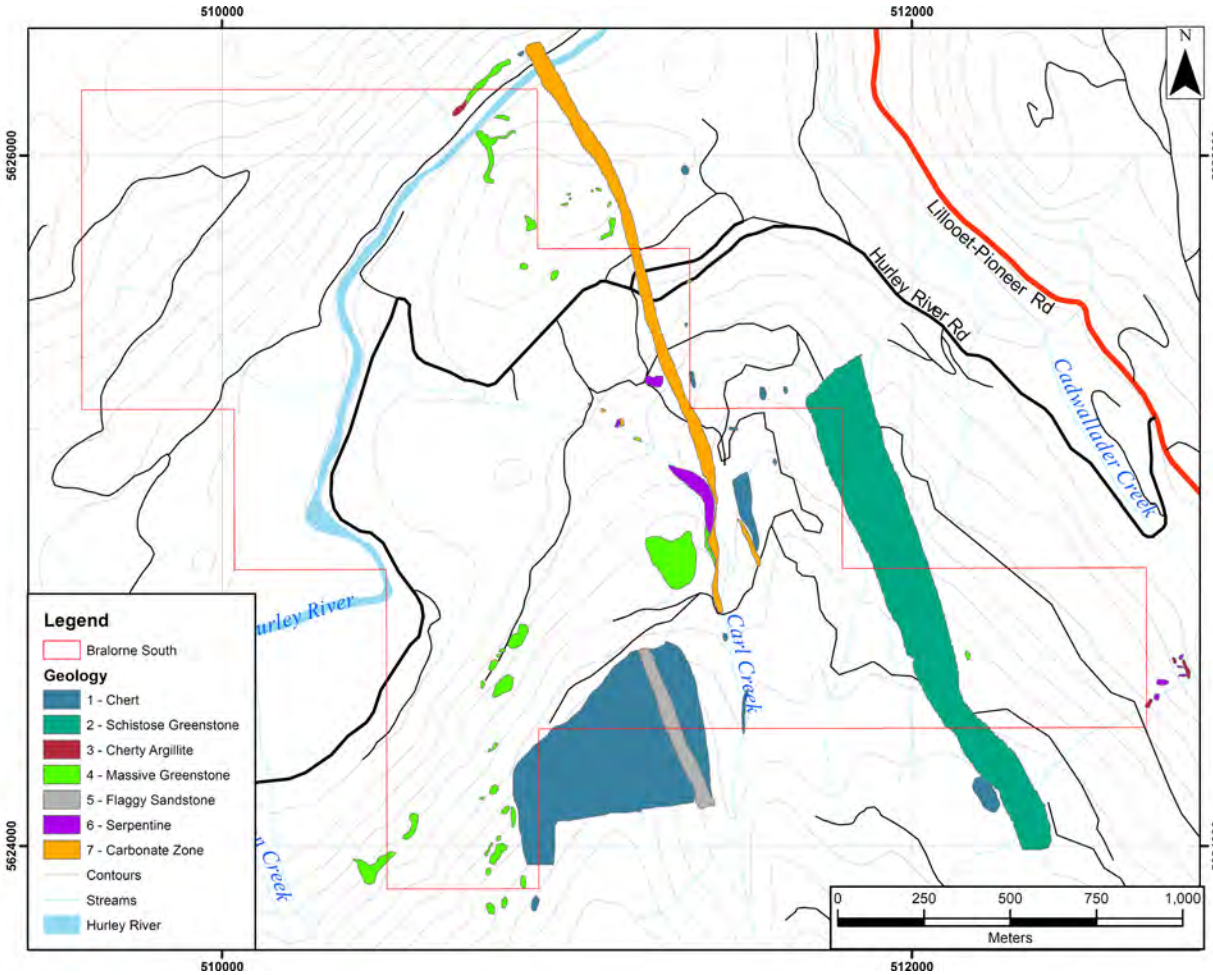

Figure 4-3. Geology of Bralorne South.

5 2020 EXPLORATION

A small reconnaissance exploration program was conducted within Bralorne South from June 14 – June 16, 2020. Work consisted of Mobile Metal Ion (MMI) geochemical and walking magnetometer surveys.

5.1 MOBILE METAL ION (MMI) SURVEY

A total of 166 MMI samples were collected:

1) East of Carl Creek	Samples were collected along a logging road at 50-metre intervals for a total of 83 samples. 4 short, ~200-metre, lines were collected at 25-metre intervals west of the logging road in areas of high magnetic response for a total of 34 samples.
2) Short O' Bacon / B.R. Jewel Test Lines	Samples were collected on two 400-metre spaced lines at 25-metre intervals for a total of 49 samples.

5.2 MAGNETOMETER SURVEY

A walking magnetometer survey of ~24 km was carried out along the logging roads east of Carl Creek and the old exploration trails on the west side of Carl Creek.

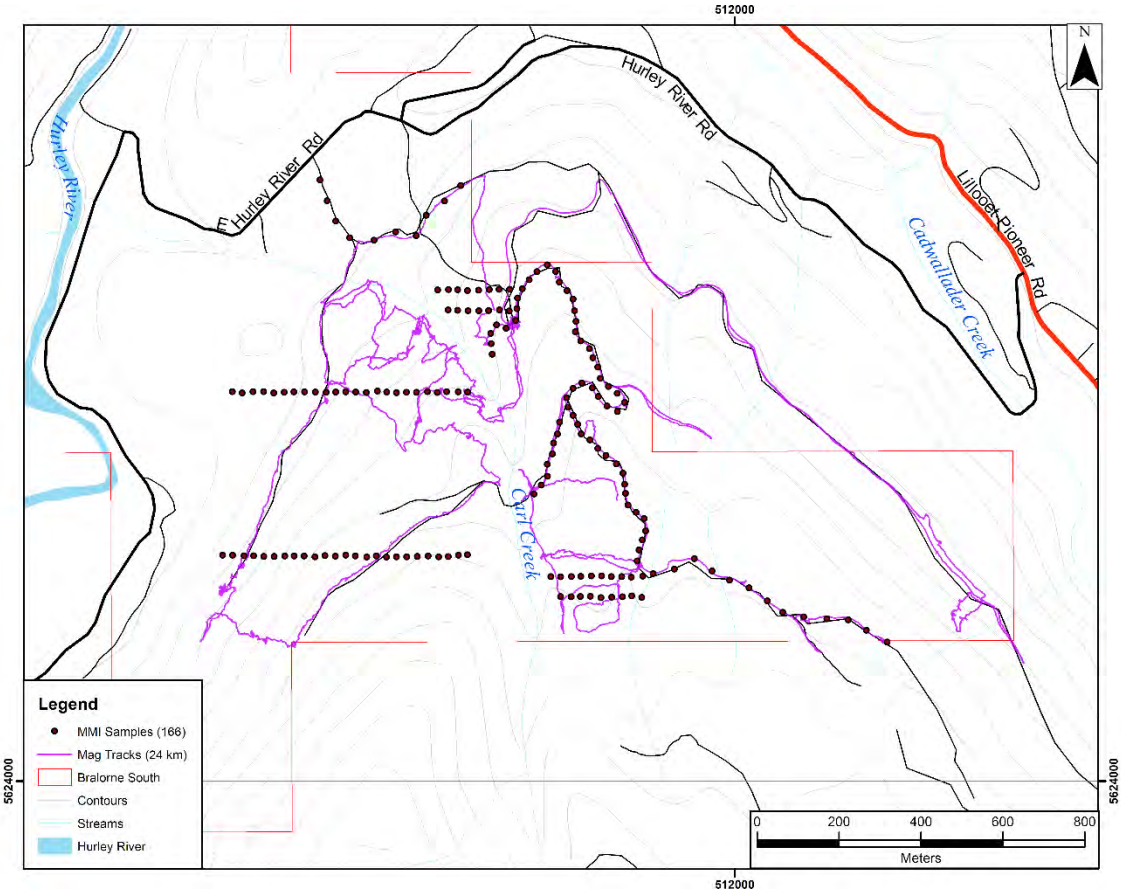

Figure 5-1. Map of 2020 Exploration Work Done.

6 SAMPLING METHODOLOGY, PREPARATION, ANALYSIS, AND DATA VERIFICATION

6.1 MOBILE METAL ION (MMI)

Mobile Metal Ion (MMI) geochemistry is a proven advanced geochemical exploration technique known to find mineral deposits. It is especially suited to deeply buried mineral deposits.

Mobile Metal Ions is a term used to describe ions which have moved in the weathering zone and that are only weakly or loosely attached to surface soil particles. Research and case studies over known orebodies have shown that these ions travel upward from mineralization to accumulate in unconsolidated surface materials such as soil, till, and sand. Generally, as the Mobile Metal Ions reach surface, they attach themselves weakly to soil particles, and these specific ions are the ones measured by the MMI technique. They are at very low concentrations and because the ions have recently arrived at surface, they provide a precise "signal" of the location of subcropping concentrations of minerals that could prove to be economically significant.

Their lifetime in the ionic state at surface is limited because they are subject to degradation and molecular binding or fixation into molecular forms by weathering. Their limited lifetime precludes their detection by lateral circulation; accordingly, they do not move away from the source of mineralization. Hence by only measuring the mobile metal ions in the surface soils, the MMI geochemistry is attested to produce very sharp anomalous responses directly over the source of the mobile ions. The source would be diagnosed as mineralization at depth which emit metal ions characteristic of that mineralization.

Using careful soil sampling strategies, sophisticated chemical ligands and ultra-sensitive instrumentation, SGS can measure these ions. After interpretation, MMI data can indicate anomalous areas.

MMI samples were taken following the standard MMI sampling procedure:

1) Using a shovel, holes were dug with a shovel to approximately 40 cm in depth.

2) Before extracting a sample, a plastic trowel was flushed with dirt at the sample site, ensuring that there was no cross-contamination from the remnants of the previous sample.

3) The trowel was used to scrape dirt 10-25 cm deep from all sides of the hole into a plastic bowl.

4) The bowls of dirt were transferred to a labelled Ziploc bag.

5) The sample location was marked with a handheld GPS.

6) Samples were transferred into rice bags.

All samples were sent to the SGS laboratory in Burnaby, B.C.

The analysis completed was the SGS Mobile Metal Ion Standard Package/ICPMS (GE_MMIM), which uses a proprietary leach and analysis of the extracted solution by ICPMS.

6.2 MAGNETOMETER SURVEY

Readings were obtained using a GEM Systems GSMP-35 magnetometer. The GSMP-35 ground system is employed for subsurface investigations in numerous fields, including mineral prospecting and exploration. High data quality is assured through the GSMP-35 magnetometer's ultra-high sensitivity (0.0002 nT @ 1Hz).

Many subsurface targets have subtle signals that can only be detected with an ultra-sensitive magnetometer/gradiometer. These targets include gold deposits with subtle shear and fracture zones, archaeological artifacts, and subtle anomalies.

6.2.1 Theory

A typical alkali vapour magnetometer consists of a glass cell containing an evaporated alkali metal (i.e., alkali atoms). According to quantum theory, there is a set distribution of valence electrons within every population of alkali atoms. These electrons reside in two energy levels: 1 and 2. Light of a specific wavelength is applied to the vapour cell to excite electrons from level 2 to a 3rd level – level 3. This is known as polarization.

Electrons at level 3 are not stable and spontaneously decay back to levels 1 and 2. Eventually, level 1 becomes fully populated and level 2 is fully depopulated. The result is that the cell stops absorbing light and turns from opaque to transparent.

At this point, depolarization begins. Energy that corresponds to the energy difference between levels 1 and 2 is applied to move electrons from level 1 back to level 2.

The significance of depolarization is that the energy difference between levels 1 and 2 is directly proportional to the magnetic field. In the process of polarization and depolarization light is modulated and the frequency value is then converted to magnetic field units.

6.2.2 Survey Procedure

The GSMP-35 has an integrated GPS attachment. Using this the mag can be used as a 'walk-mag' in which it takes readings while recording location.

The GSMP-35 was set to automatically record data at 0.5 second intervals and the operator walked the survey areas with the magnetometer while checking for errors in real-time.

At the end of each survey day, data was downloaded to a Laptop computer and processed using the GeoSoft Oasis Montaj data processing software. Data was processed and plotted on a nightly basis. All data was backed up to an external hard drive.

7 RESULTS

7.1 MOBILE METAL ION (MMI) RESULTS

Results from the MMI Survey can be seen in Appendix 3.

Upon receipt of the MMI assays a Correlations Report was generated using the Raw Assay dataset (Figure 7-1) for Ag, As, Au, Cu, and Sb. Cu was observed to be the only element with a positive correlation to Au (0.54). As and Sb are also moderately correlated with a correlation of 0.52.

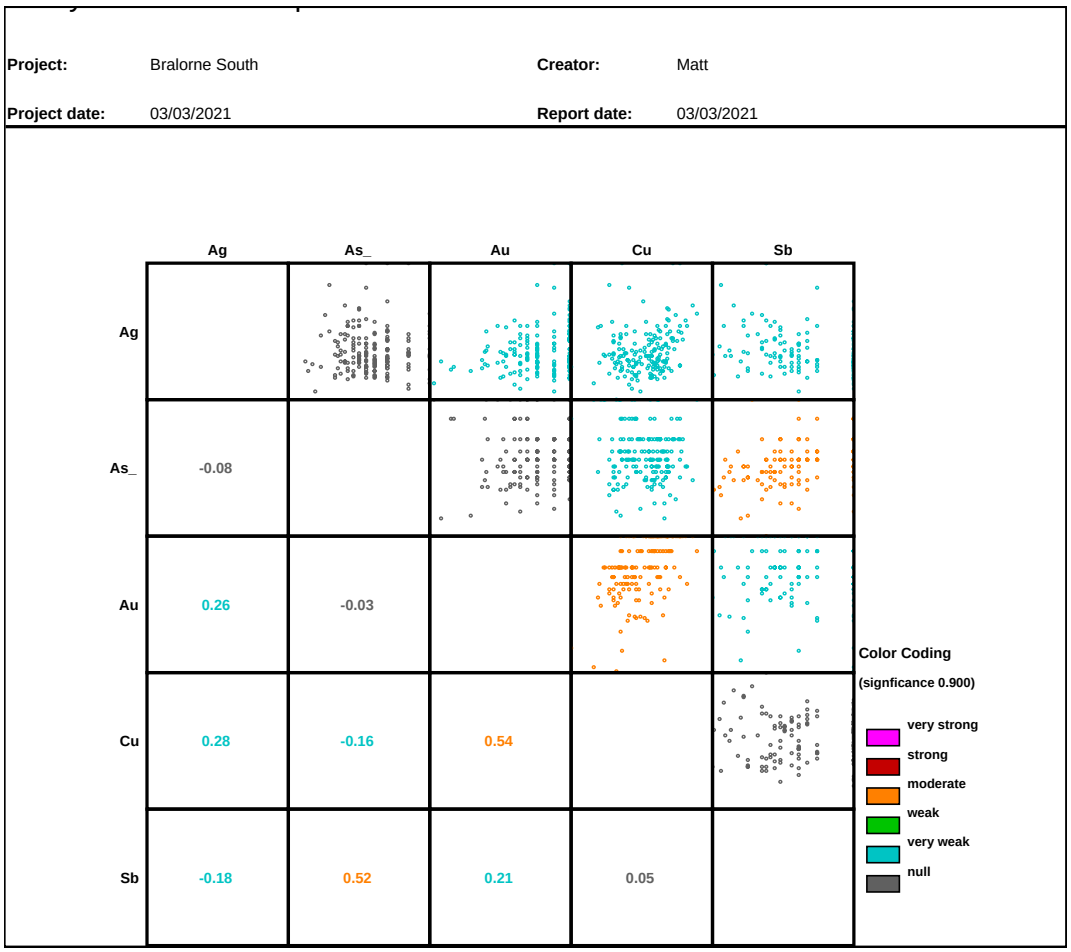

Figure 7-1. Assay Correlations Report (Raw Data).

To facilitate multi-element interpretation of the MMI analytical data, the data was normalized. This was done by calculating the Response Ratios (RR) for each element. The concept of response ratios is simple: it involves determining a background value for each element in the survey area and ratioing all the data to that background. This is done by first substituting a value of half of the detection limit for assays received less than the detection limit. For example, the detection limit for Au is 0.10 ppb Au and 0.05 ppb Au was substituted for all samples that returned <0.10 ppb Au. The background for each element is then determined by averaging of the lowest quartile (25%) of the survey data and the Response Ratio is calculated by dividing

each sample value by this predetermined background. A sample with a Response Ratio of 2 or less is low and is considered background. Response Ratios in general need to be greater than 2-5x background before being considered anomalous.

Table 7-1. Bralorne South MMI Samples with >10x Response Ratio Au

Sample	Area	Au_ppb	Response Ratio
1302	Logging Road	0.8	16
1310	Logging Road	0.8	16
1311	Logging Road	0.5	10
1313	Logging Road	0.7	14
1315	Logging Road	1.6	32
1317	Logging Road	0.5	10
1322	Logging Road	0.5	10
1335	Logging Road	0.7	14
1336	Logging Road	0.9	18
1339	Logging Road	1.9	38
1340	Logging Road	1.5	30
1348	Logging Road	0.6	12
1349	Logging Road	1	20
1364	Logging Road	0.5	10
1365	Logging Road	0.5	10
1366	Logging Road	0.7	14
1367	Logging Road	1.9	38
1368	Logging Road	0.9	18
1369	Logging Road	10.2	204
1374	Logging Road	0.7	14
1375	Logging Road	0.8	16
1376	Logging Road	0.5	10
1377	Logging Road	1.5	30
1379	Logging Road	1	20
1394	BR Jewel Line	3	60
1404	BR Jewel Line	0.5	10
1405	BR Jewel Line	16.3	326
1406	BR Jewel Line	6.8	136
1407	BR Jewel Line	13	260
1408	BR Jewel Line	5.8	116
1409	BR Jewel Line	0.6	12
1416	Short O' Bacon Line	0.5	10
1427	Short O' Bacon Line	1.7	34
1447	West Line 1	0.6	12
1456	West Line 2	1.7	34

Within Bralorne South 82 samples were between 0.05-0.10 ppb (1-2x RR) Au, 25 samples were between 0.11-0.25 ppb (2-5x RR) Au, 31 samples were between 0.26-0.50 ppb (5-10x RR) Au, 14 samples were between 0.51-1.00 (10-20x RR) Au, and 14 samples were between 1.01-16.30 ppb (20-326x RR) Au.

7.2 MAGNETIC RESULTS

Results from the Magnetic Survey can be seen in Appendix 4.

Total Magnetic Intensity values ranged from a low of ~53,800 nT to a high of ~59,150 nT.

8 DISCUSSION, INTERPRETATION, AND CONCLUSION

Maps of the 2020 Exploration Program can be found in Appendices 3 and 4.

The 2020 MMI Program was successful in identifying anomalous Au over both the B.R. Jewel and Short O Bacon areas – as well as a new third area ~200m North of Carl Creek Falls:

1) B.R. Jewel Area: 4 consecutive 25m spaced samples of 5.8 ppb (116x RR) Au, 13 ppb (260x RR) Au, 6.8 ppb (136x RR) Au, and 16.3 ppb (326x RR) Au are all located in the vicinity of the B.R. Jewel Adit. Au decreased up the hill to the east but remains open with a 0.6 ppb (12x RR) Au value assayed at the western end of the line. These are highly anomalous Au responses over a length of 125 metres.

2) Short O' Bacon Area: 2 samples of 0.4 ppb (8x RR) and 1 sample of 1.7 ppb (34x RR) occur in the vicinity of the Short O' Bacon Adit. Samples to the east were low. Samples >75m to the west contained 4 samples of 0.2 ppb (4x RR) Au, 3 samples of 0.3 ppb (6x RR) Au, and 1 sample of 0.5 ppb (10x RR) Au.

3) 200m North of Carl Creek Falls: 6 consecutive 50m spaced samples of 0.7 ppb (14x RR) Au, 1.9 ppb (38x RR) Au, 0.9 ppb (18x RR) Au, 10.2 ppb (204x RR) Au, 1.6 ppb (32x RR), and 1.7 ppb (34x RR) occur along the logging road ~200m north of Carl Creek Falls.

The 2020 Magnetics Program shows that Bralorne South is magnetically active with a range between 53,800-59,150 nT, highlighted by a strong NW trending magnetic high. This high correlates well with – and extends beyond – previously mapped serpentine and carbonate zones. Summaries of the magnetics over the B.R. Jewel, Short O' Bacon, and north of Carl Creek Falls are as follows:

1) B.R. Jewel Area: The closest magnetic readings were taken ~40m SW of these samples and little magnetic relief was indicated. The average value of the TMI was ~54,400 nT.

2) Short O' Bacon Area: In the Short O' Bacon Adit area the magnetic intensity changed from low (54,500 nT) to moderate (54,700 nT). Values 150m west of this decreased to a low of 54,300nT and values 150m east increased to 55,400 nT. The magnetic values indicate that the adit occurs along a break in structure.

3) 200m North of Carl Creek Falls: In this area the magnetic intensity changed from an intense low (53,900 nT) to an intense high (57,200 nT) with anomalous Au on both sides. There is a definite contact here – likely between sediments and the mapped serpentinite and carbonate zones. This mag contact is picked up by the mag over ~1 km. Appendices 4.3 show that high assays of Nickel accompany the strong magnetic response. In the area 200m north of Carl Creek Falls, however, the high also contains high W and Cr values (Appendix 4.4-4.5) which makes this area differ from the high nickel / high magnetic response seen throughout the rest of the Property. This is an important distinction as scheelite (tungsten) and chrome (Cr) bearing phylosillicates are among the most conspicuous alteration minerals found in the Bralorne-Pioneer gold-bearing quartz veins. A large, gossanous boulder of float was also found in this location.

Figure 8-1. Gossanous Boulder from area 200m North of Carl Creek.

All 3 areas deserve follow up beginning with larger MMI and mag grids to determine the extent of the anomalies and the strike of underlying structures. 2 grids should be established on either side of Carl Creek since the creek is only passable via the bridge directly above the Falls.

The western grid should cover the BRJ and Short O' Bacon occurences to test 3 areas of particular interest:

> 1) The grid should stretch 600m south from the BRJ Adit over the BRJ#2 and BRJ #3 areas to test for trends in Au mineralization. This would also cover part of Airborne Anomaly G – the interpreted fault.
>
> 2) The grid should cover the area between the BRJ Adit and the Short O' Bacon area. If the BRJ vein extends NE it would likely intersect the Short O' Bacon. This is an area of high exploration interest.
>
> 3) The grid should explore north of the Short O' Bacon showing to Carl Creek. Northerly continuation of the Short O' Bacon vein is of considerable interest as it would approach the serpentine belt outcropping along the creek. This would be a favourable condition for enhanced gold values.

The eastern grid should be centred over the anomalous values north of Carl Creek.

It is recommended that:

The western grid starts from the Hurley River Road and extends to Carl Creek, a distance of ~900m. The grid should be sampled at 25m intervals on lines 100m apart with 2 lines running north of the Short O' Bacon line, 3 lines between the Short O' Bacon line and B.R.J. line, and 7 lines south of the B.R.J. line to cover the BRJ#2 and BRJ#3 showings for a total of ~450 samples.

The eastern grid starts at the eastern claim boundary and extends west to Carl Creek, a distance of ~500m. The grid should be sampled at 25m intervals on lines 50m apart. 10 lines should be sufficient, for a total of ~210 samples.

Magnetics should be done over both grids – either on foot or by drone. If the mag is done first it would help in identifying trends in the area and may narrow the focus of the MMI grids resulting in less samples required to test the ground.

Once the area is more defined, anomalies should be trenched and, if warranted, drilled.

9 REFERENCES

Brewer, Lloyd C. 1988. Geophysical Report on Airborne Magnetic and VLF-EM Surveys over the Oro 1-5 Mineral Claims, Gwyneth Lake Area. ARIS 17689.

Cairnes, C. E. 1937. Geology and Mineral Deposits of Bridge River Mining Camp, British Columbia Geological Survey of Canada, Memoir 213, pp 140.

Church, B.N. 1996. Bridge River Mining Camp Geology and Mineral Deposits; British Columbia Geological Survey Branch, Paper 1995-3, pp 159.

Church, B.N. and Jones, L.D. 1999. Metallogeny of the Bridge River Mining Camp (092J10, 15 & 092O02). B.C. Geological Survey. Geofile 1999-01.

Demarchi, D.A. 2011. An Introduction to the Ecoregions of British Columbia (Third ed.). British Columbia Ministry of Environment, Victoria, BC. Available at https://www2.gov.bc.ca/assets/gov/environment/plants-animals-and-ecosystems/ecosystems/broad-ecosystem/an_introduction_to_the_ecoregions_of_british_columbia.pdf

Dirom, Gavin A. 1979. Preliminary Geological & Geochemical Investigation of the B.R. Jewel Group. ARIS #07487.

1982. Progress Report – B.R. Jewel Property. ARIS #10529.

Hart, C. J., Goldfarb, R. J., Ullrich, T. D., & Friedman, R. (2008). Gold, Granites, and Geochronology: Timing of Formation of the Bralorne-Pioneer Gold Orebodies and the Bendor Batholith, Southwestern British Columbia (NTS092J/15). Geoscience British Columbia, Summary of Activities 2007, Geoscience British Columbia, Report 2008-1, pp 47-54.

Leitch, C.H. 1990. Bralorne: a mesothermal, shield-type vein gold deposit of Cretaceous Age in southwestern British Columbia. Canada Institute of Mining and Metallurgy Bulletin, V.83, pp 53-80.

Schiarizza, P., Gaba, R. G., Glover, J. K., Garver, J. I., & Umhoefer, P. J. 1997. Geology and mineral occurrences of the Taseko–Bridge River area. BC Ministry of Energy, Mines and Petroleum Resources, Bulletin 100, 291.

Stevensen, J.S. 1952. Report on Pinebrayle – B.R.J. Area. Property File #011229.

Appendix 1 - Statement of Costs

Exploration Work Type	Comment	Days			Totals
Prospecting, Soils, and Mag					
Decoors Mining Corp.	**Field Days (list actual days)**	**Days**	**Rate**	**Subtotal***	
Exploration Manager/Matt Fraser	June 14 - 16, 2020	3	$ 500.00	$ 1,500.00	
Field Assistant/Ryan Dix	June 14 - 16, 2020	3	$ 400.00	$ 1,200.00	
Field Assistant/James Fraser	June 14 - 16, 2020	3	$ 400.00	$ 1,200.00	
Geologist/Luke Wasylyshyn	June 14 - 16, 2020	3	$ 400.00	$ 1,200.00	
					$ 5,100.00
Office	**Personnel**	**Days**	**Rate**	**Subtotal***	
Supervision/Field Preparation/Field Planning	Matt Fraser	1	$ 500.00	$ 500.00	
Compilation of existing data and literature	Matt Fraser	1	$ 500.00	$ 500.00	
GIS and Database Management	Matt Fraser	1	$ 500.00	$ 500.00	
Interpretation and Reporting	Matt Fraser	3	$ 500.00	$ 1,500.00	
					$ 3,000.00
Analytical	**Comment**	**Qty**	**Rate**	**Subtotal**	
SGS Labs	Sample prep and MMI analysis	166	$ 52.25	$ 8,673.50	
Shipping Costs	Shipping samples ($1/sample)	166	$ 1.00	$ 166.00	
Magnetometer - GEM Systems GSMP-35	Rental of walk-mag	1	$1,500.00	$ 1,500.00	
					$10,339.50
Transportation	**Comment**	**Days**	**Rate**		
Ford F350	Truck rental	3	$ 100.00	$ 300.00	
Toyota Tacoma	Truck rental	3	$ 100.00	$ 300.00	
Fuel (Trucks)	Fuel receipts		$ 200.00	$ 200.00	
					$ 800.00
Accomodation & Food	**Comment**	**Days**	**Rate**		
Crew Room & Board		12	$ 150.00	$ 1,800.00	
					$ 1,800.00
Equipment					
Field Gear Rental: GPS, inReach,		3	$ 50.00	$ 150.00	
Field Consumables: Ziplocs, flagging, etc.		1	$ 200.00	$ 200.00	
					$ 350.00
Management Fee					
Project Management Fee				15%	
					$ 3,208.43
				TOTAL EXPENDITURES	**$24,597.93**

Appendix 2 - Statement of Qualifications

I, Matt Fraser, do hereby certify that:

I am an employee of Decoors Mining Corp., and currently residing at Apt 103, 3017 Oak St, Vancouver, BC.

I am a graduate of the University of Victoria with a Bachelor of Science (BSc., 2009).

I have worked continuously in Mineral Exploration in Canada since 2005 as a prospector, field hand, exploration manager, and camp manager.

I am responsible for the preparation of the report entitled *'Technical Assessment Report for Geochemical and Geophysical Work Performed on the Bralorne South Property Date Worked: June 2020'* – including the conclusions reached, and the recommendations made.

I was directly involved with conducting the work presented in this Assessment Report.

As of the date of the certificate, to the best of my knowledge, the technical report contains all scientific and technical information that is required to be disclosed to make the technical report not misleading.

Dated this 4 of March, 2021

Appendix 3.1 - 2020 MMI Sample Locations

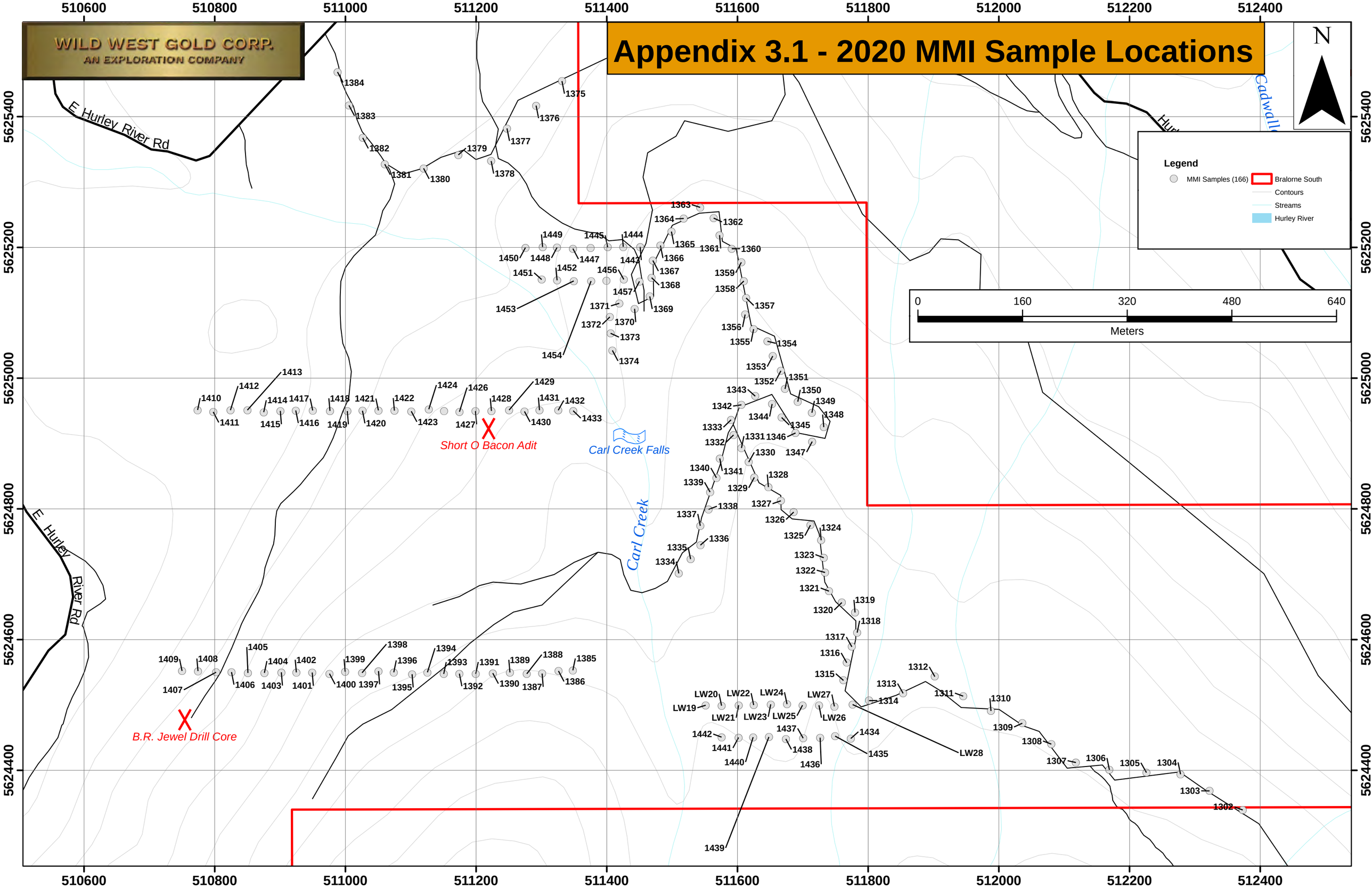

Appendix 3.2 - MMI Maps: Au (ppb)

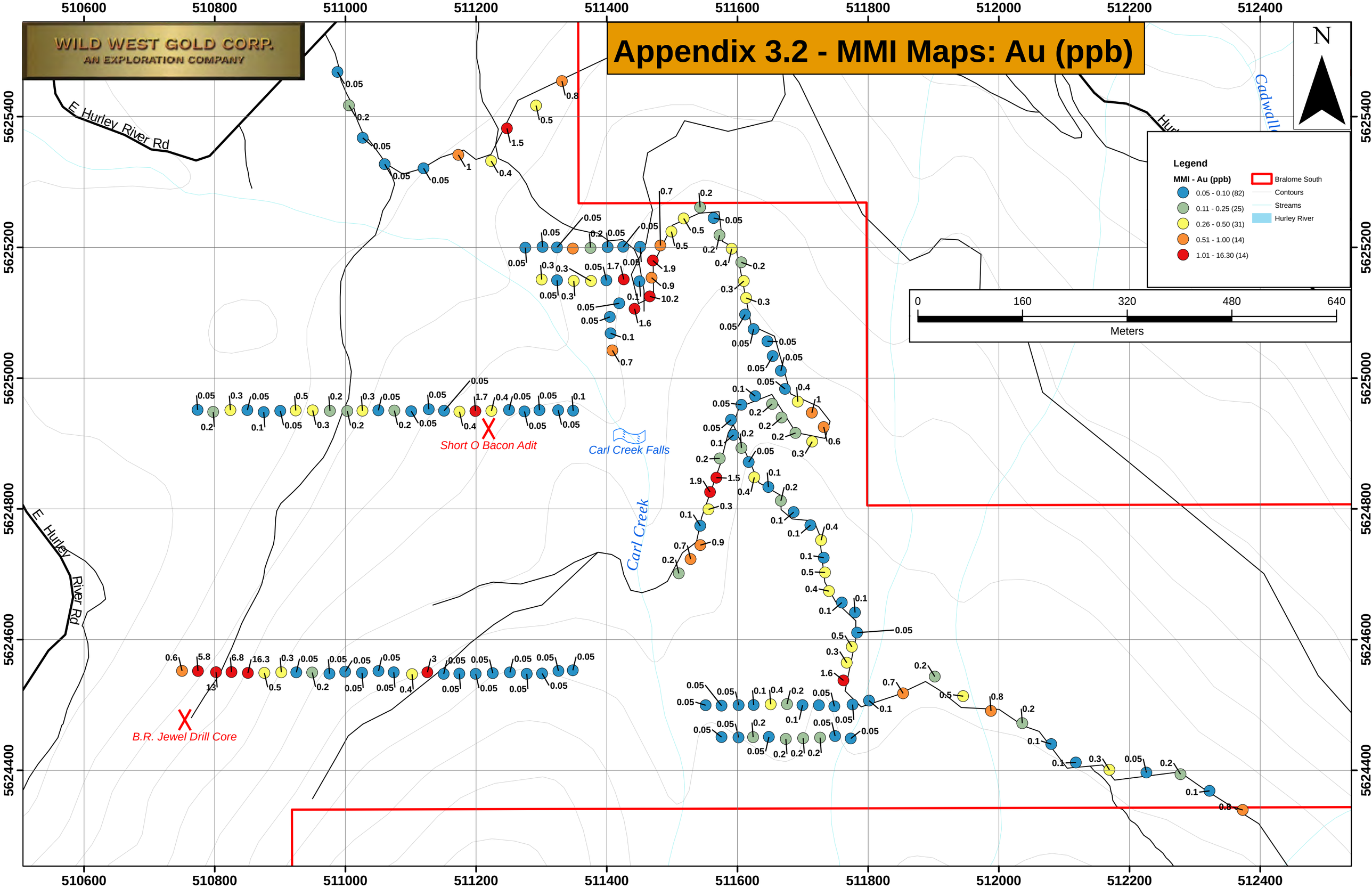

Appendix 3.3 - MMI Maps: Ag (ppb)

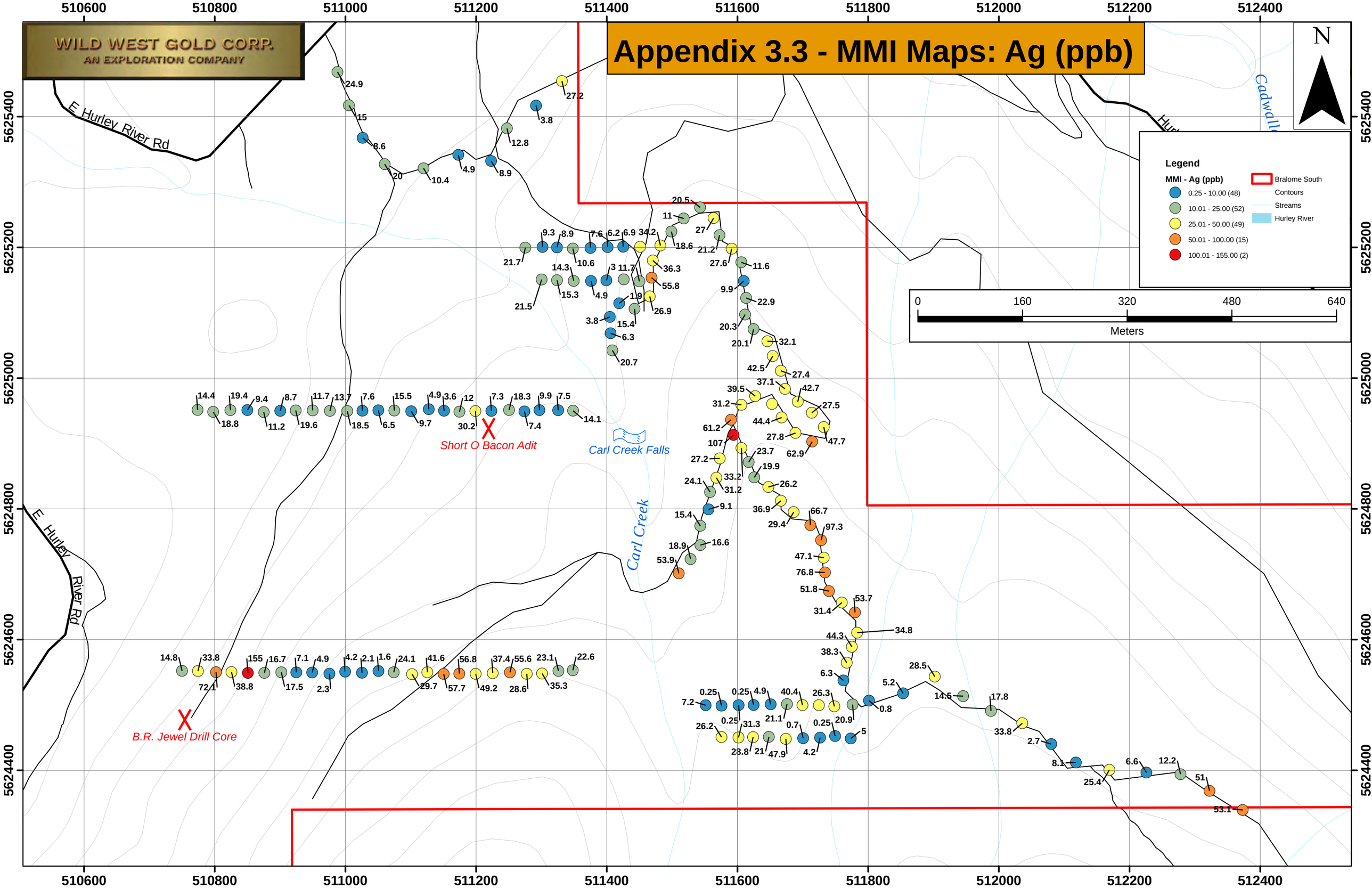

Appendix 3.4 - MMI Maps: As (ppb)

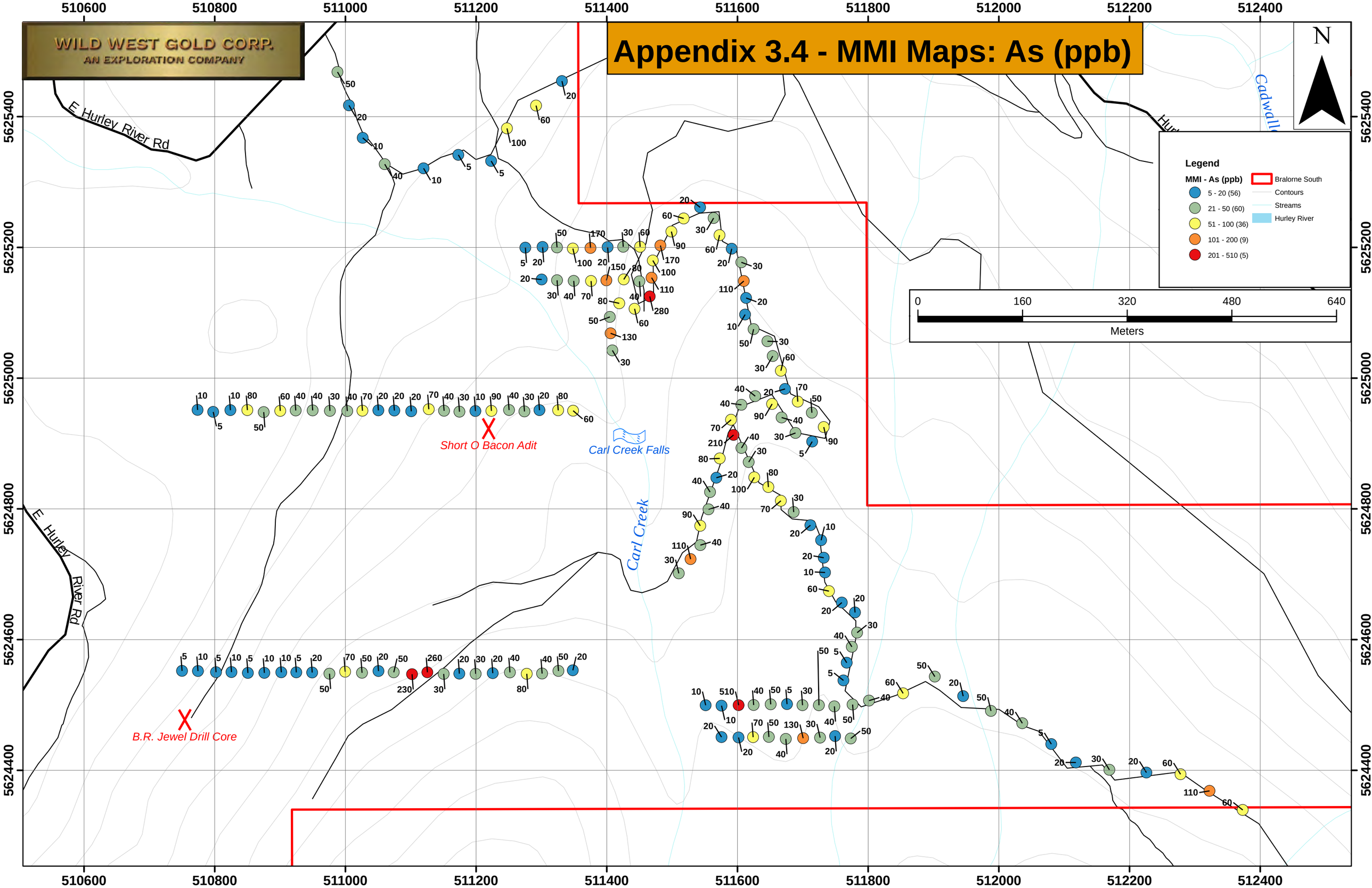

Appendix 3.5 - MMI Maps: Cu (ppb)

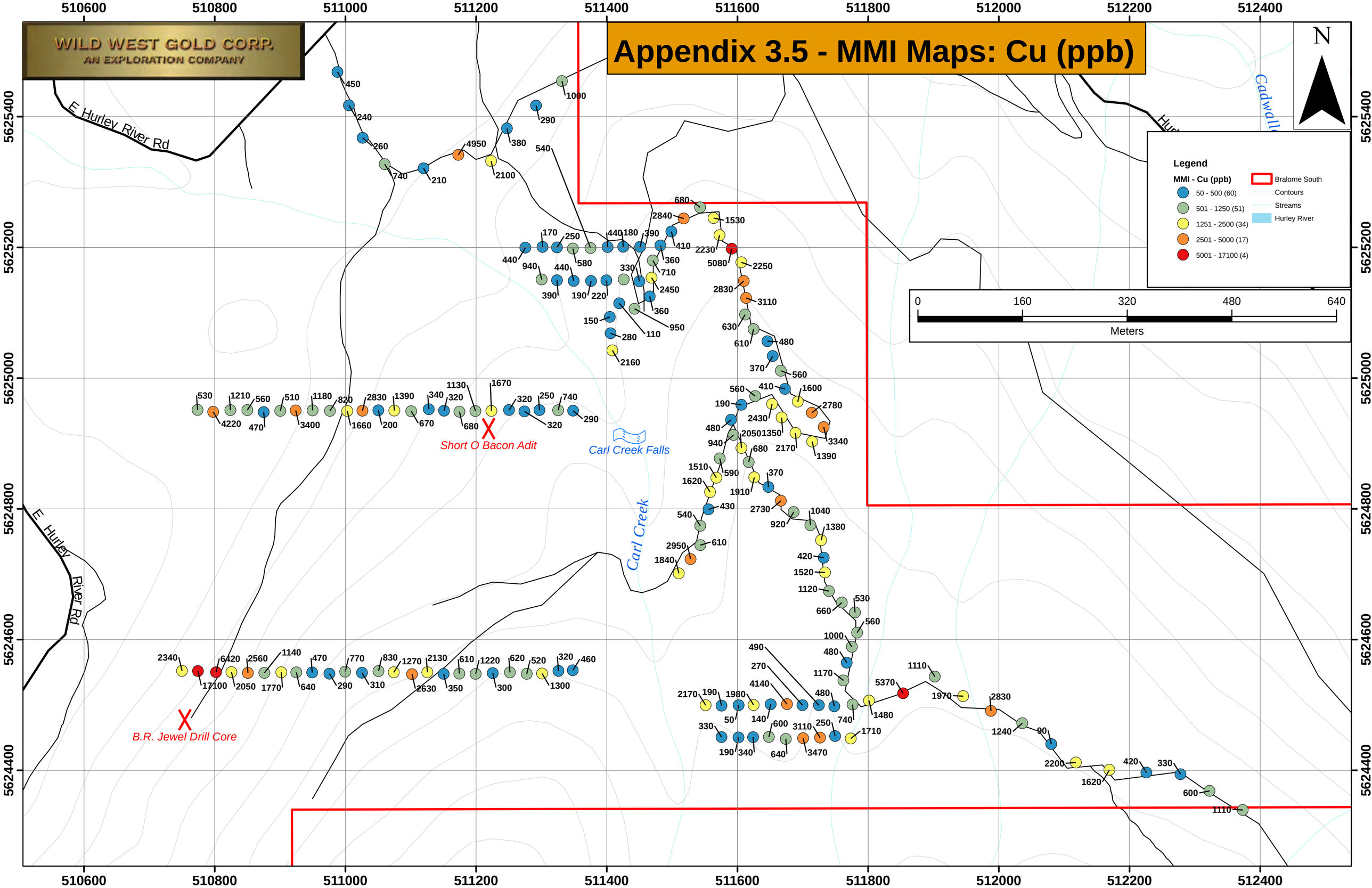

Appendix 3.6 - MMI Maps: Ni (ppb)

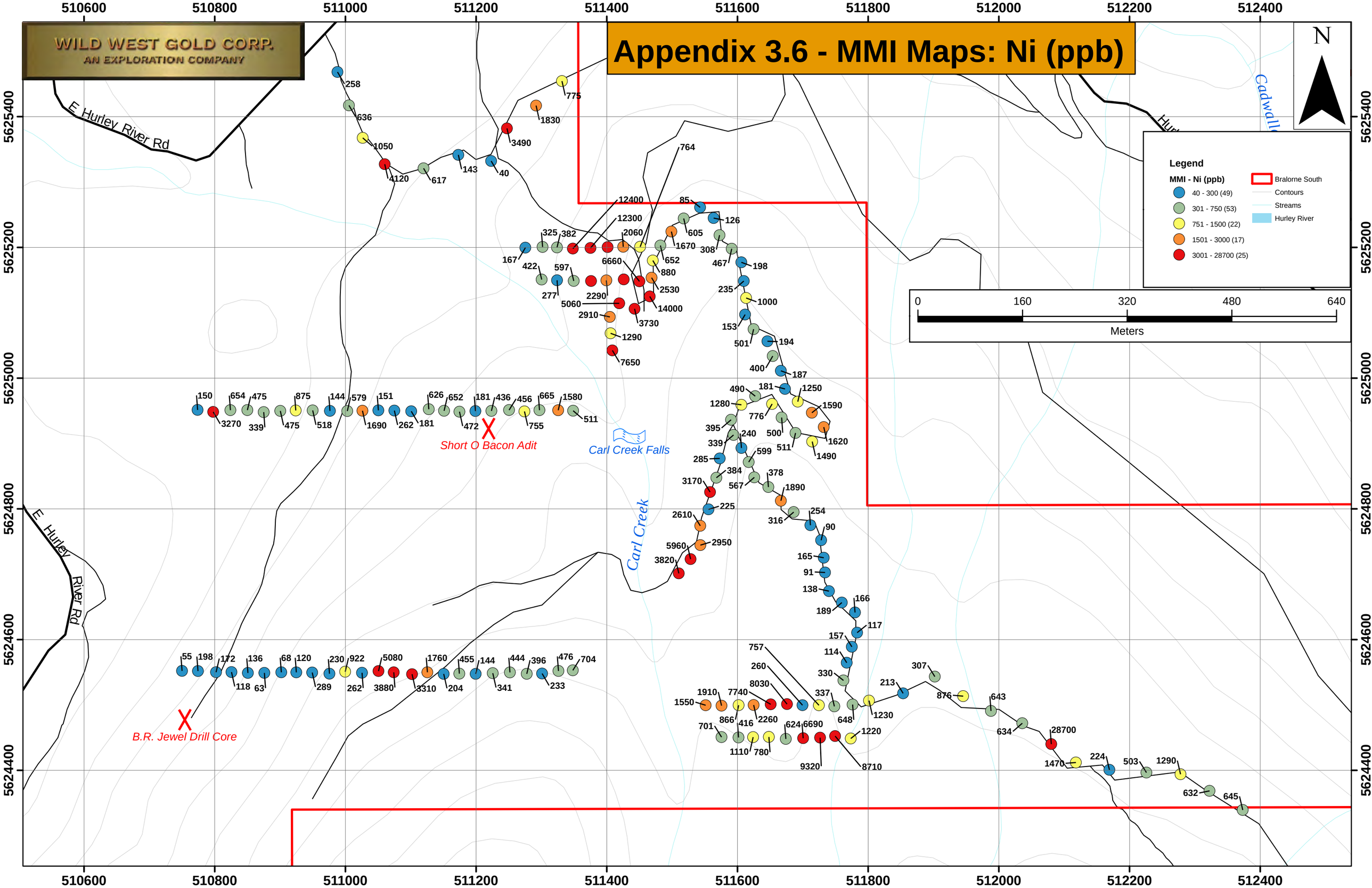

Appendix 3.7 - MMI Maps: Sb (ppb)

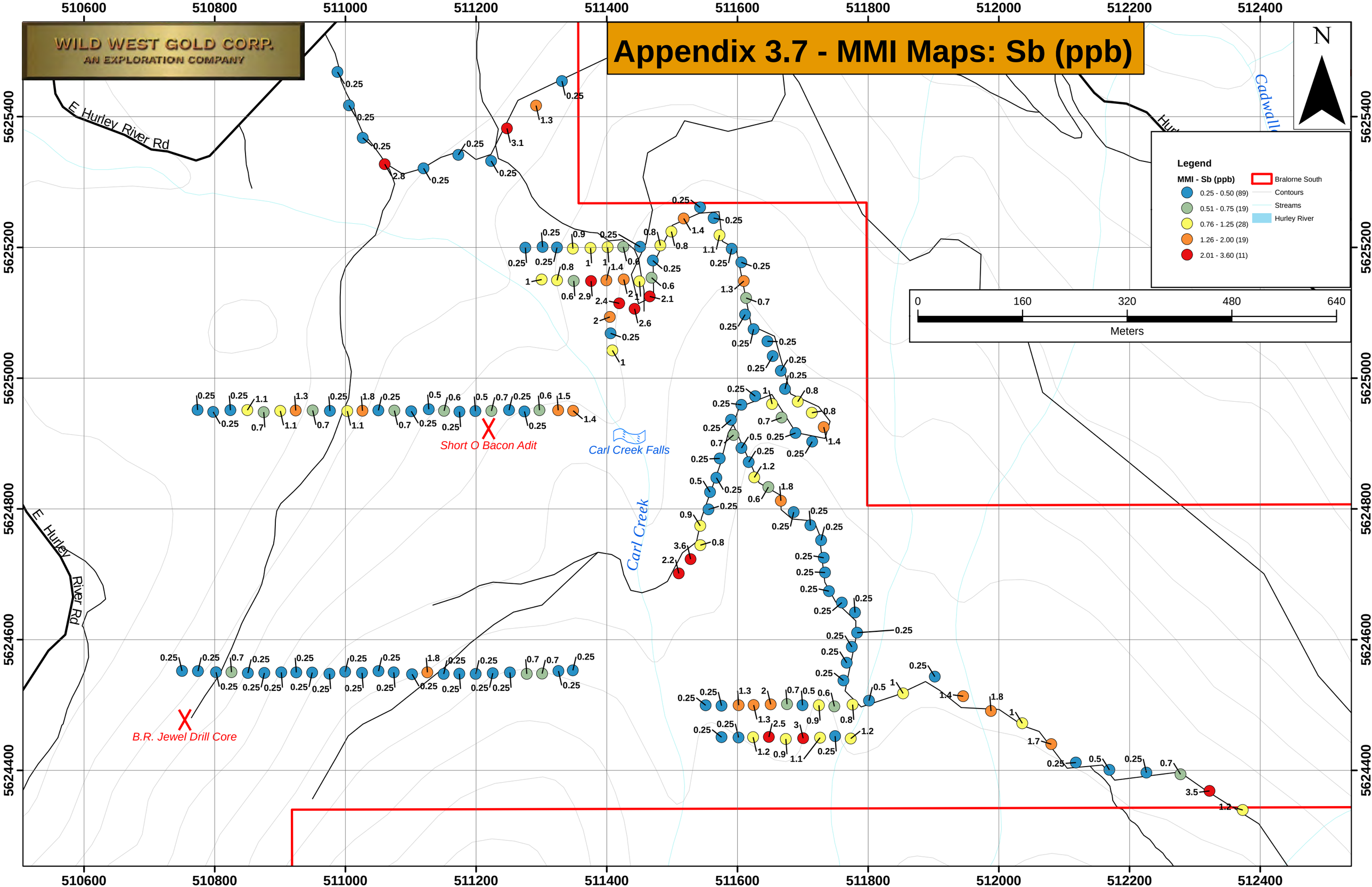

Appendix 3.8 - MMI Maps: Se (ppb)

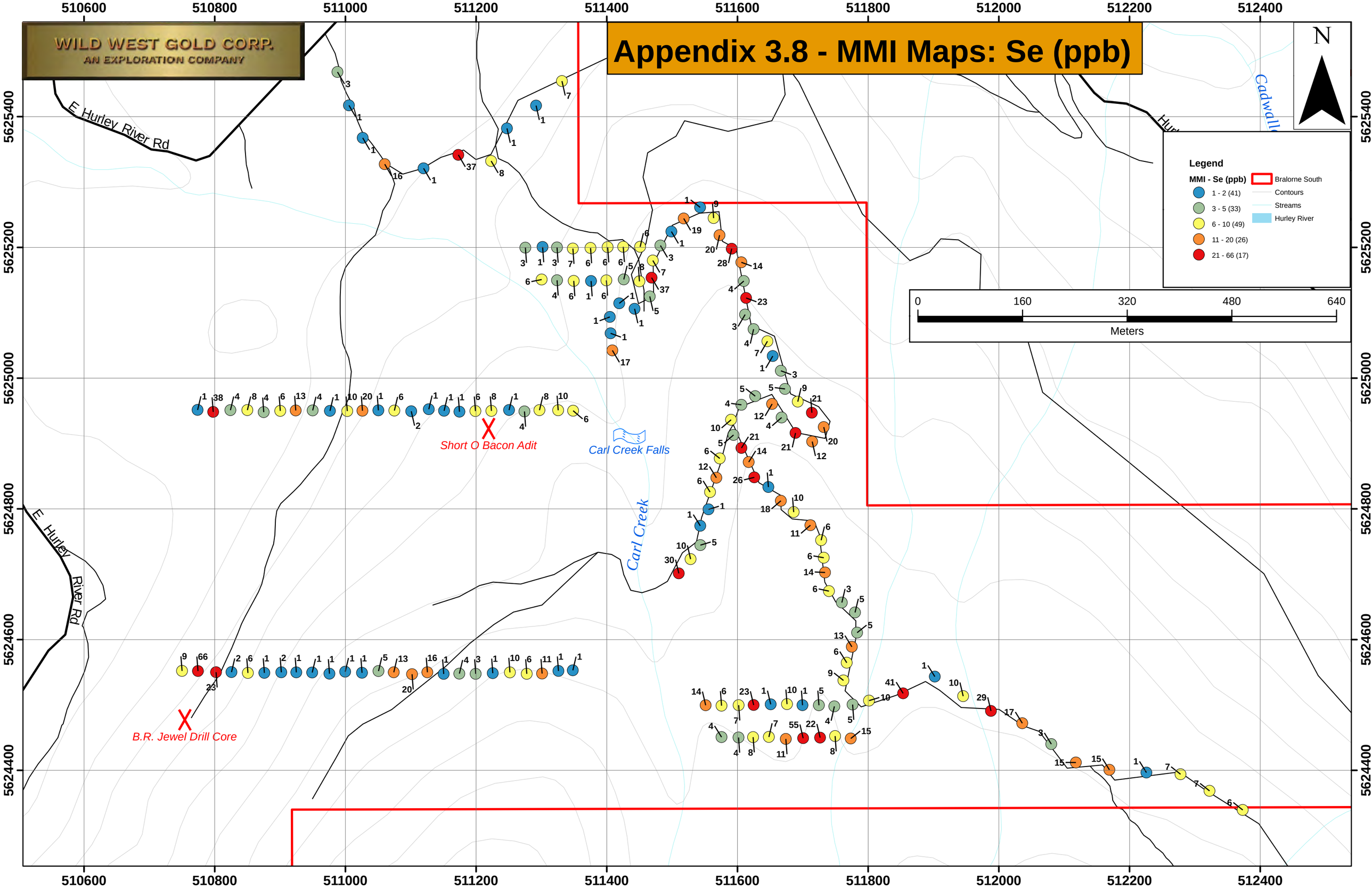

Appendix 3.9 - MMI Maps: W (ppb)

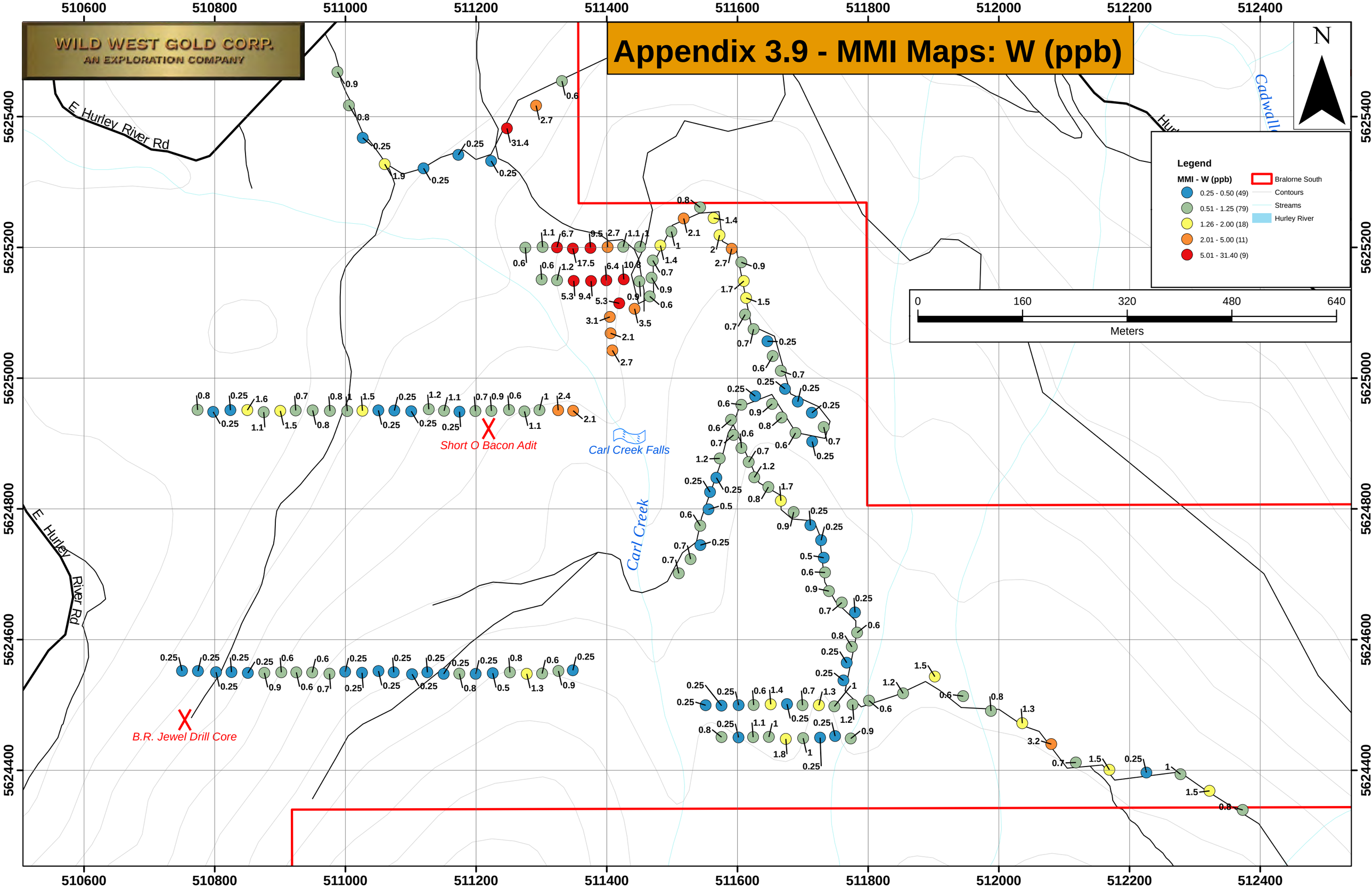

Appendix 3.10 - Mag Maps: Cr (ppb)

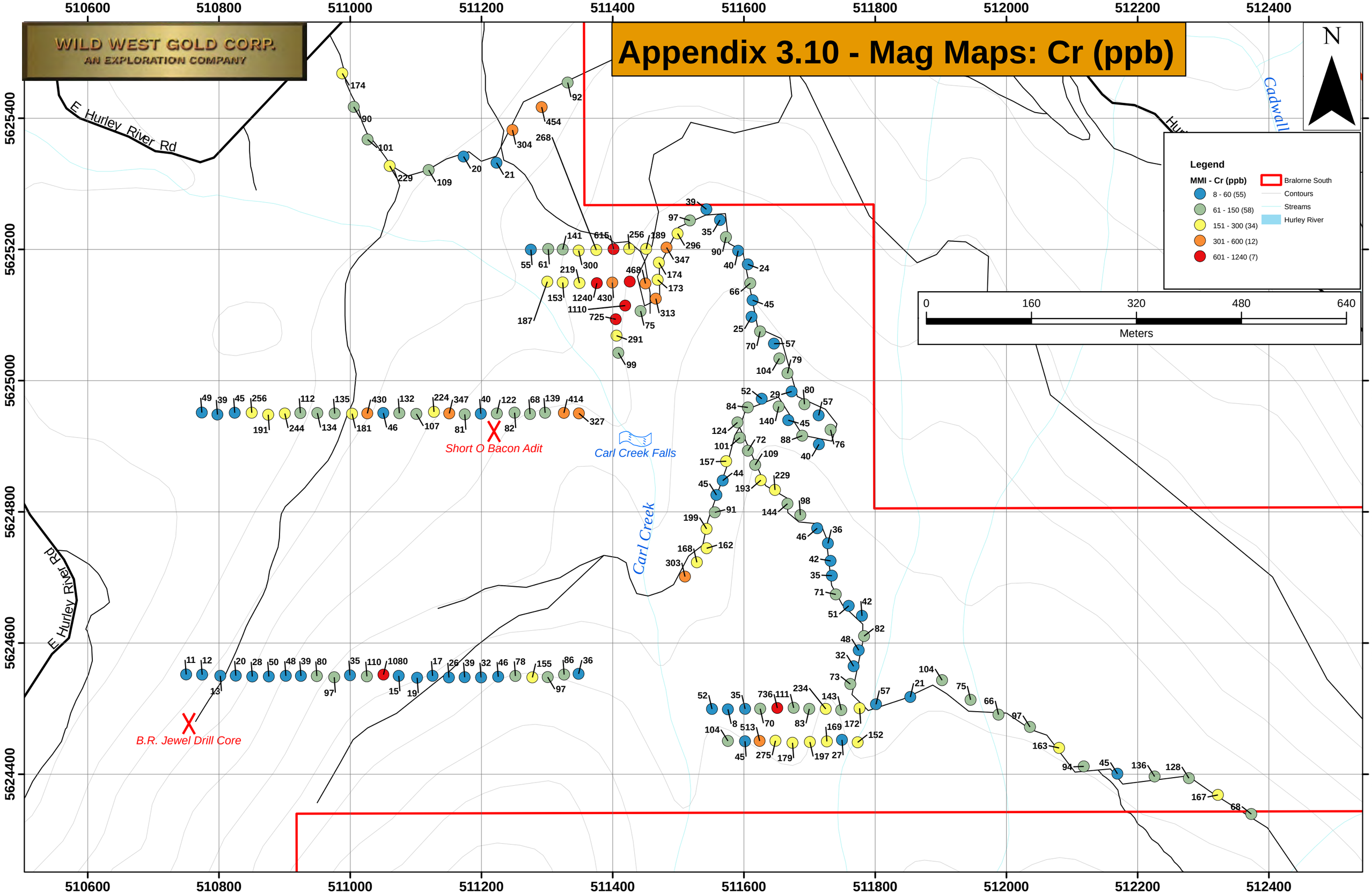

Appendix 4.1 - Mag Maps: Total Magnetic Intensity - TMI (nT)

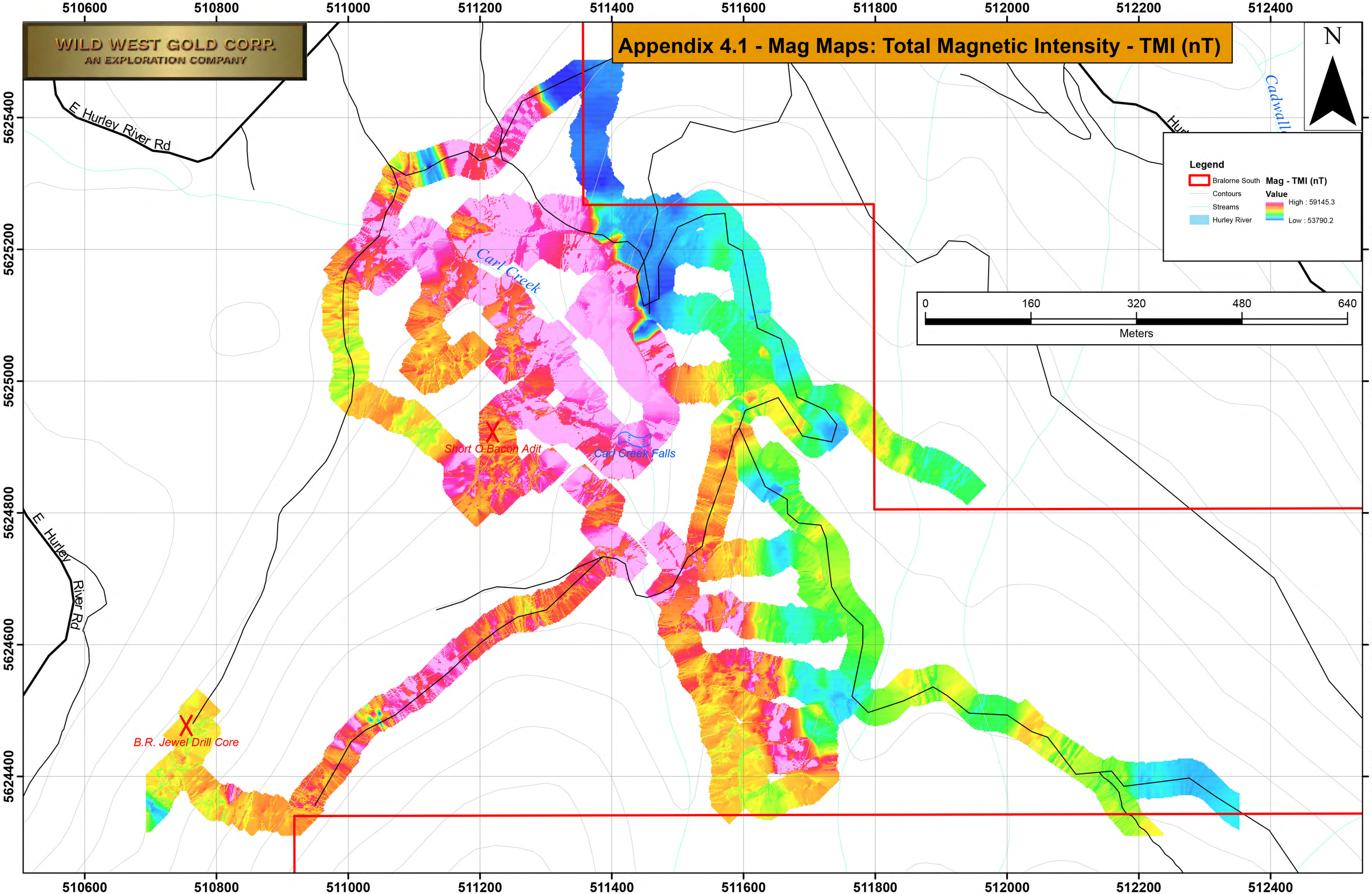

Appendix 4.2 - Mag Maps: Au (ppb) overlaying TMI (nT)

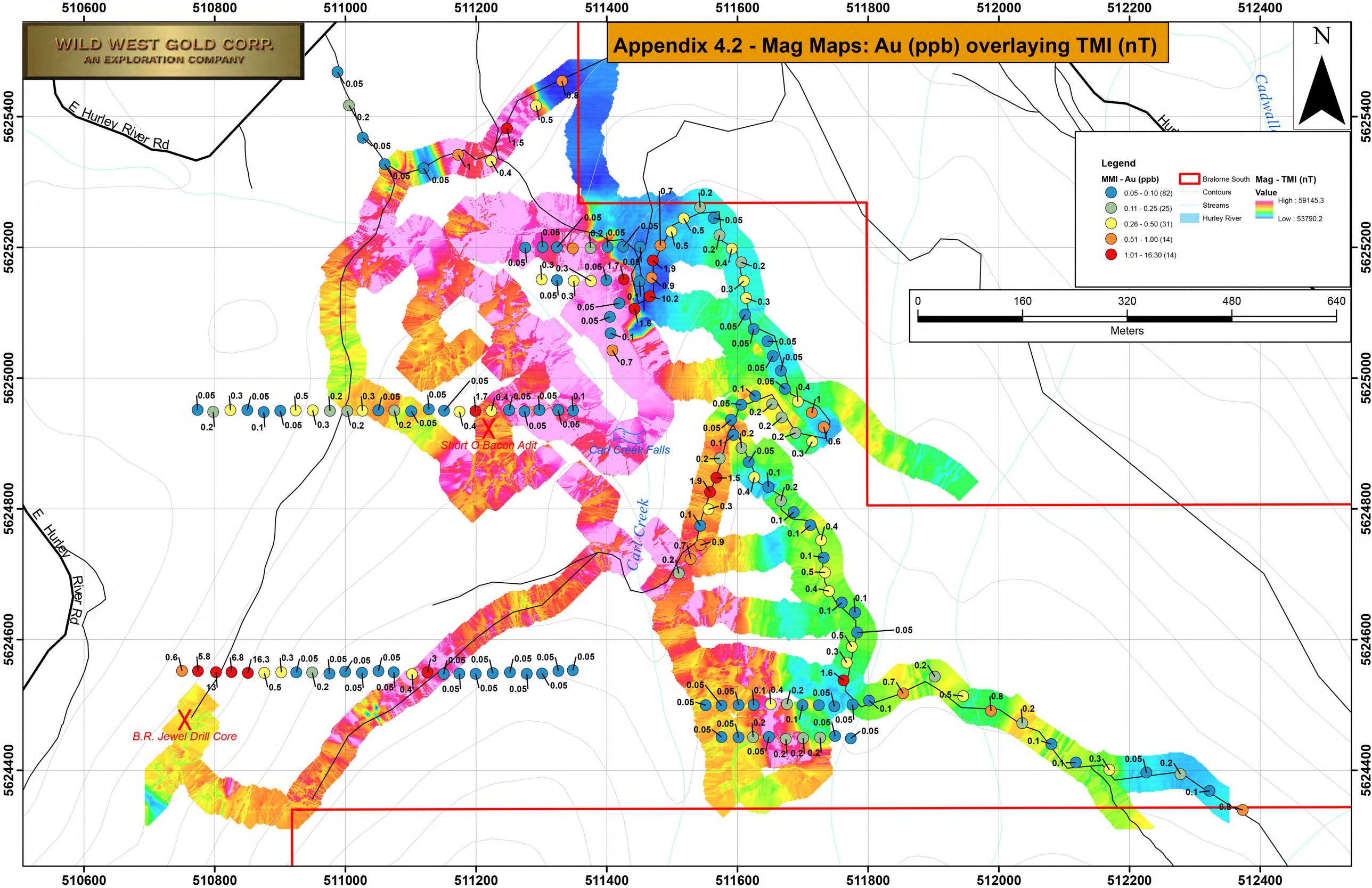

Appendix 4.3 - Mag Maps: Ni (ppb) overlaying TMI (nT)

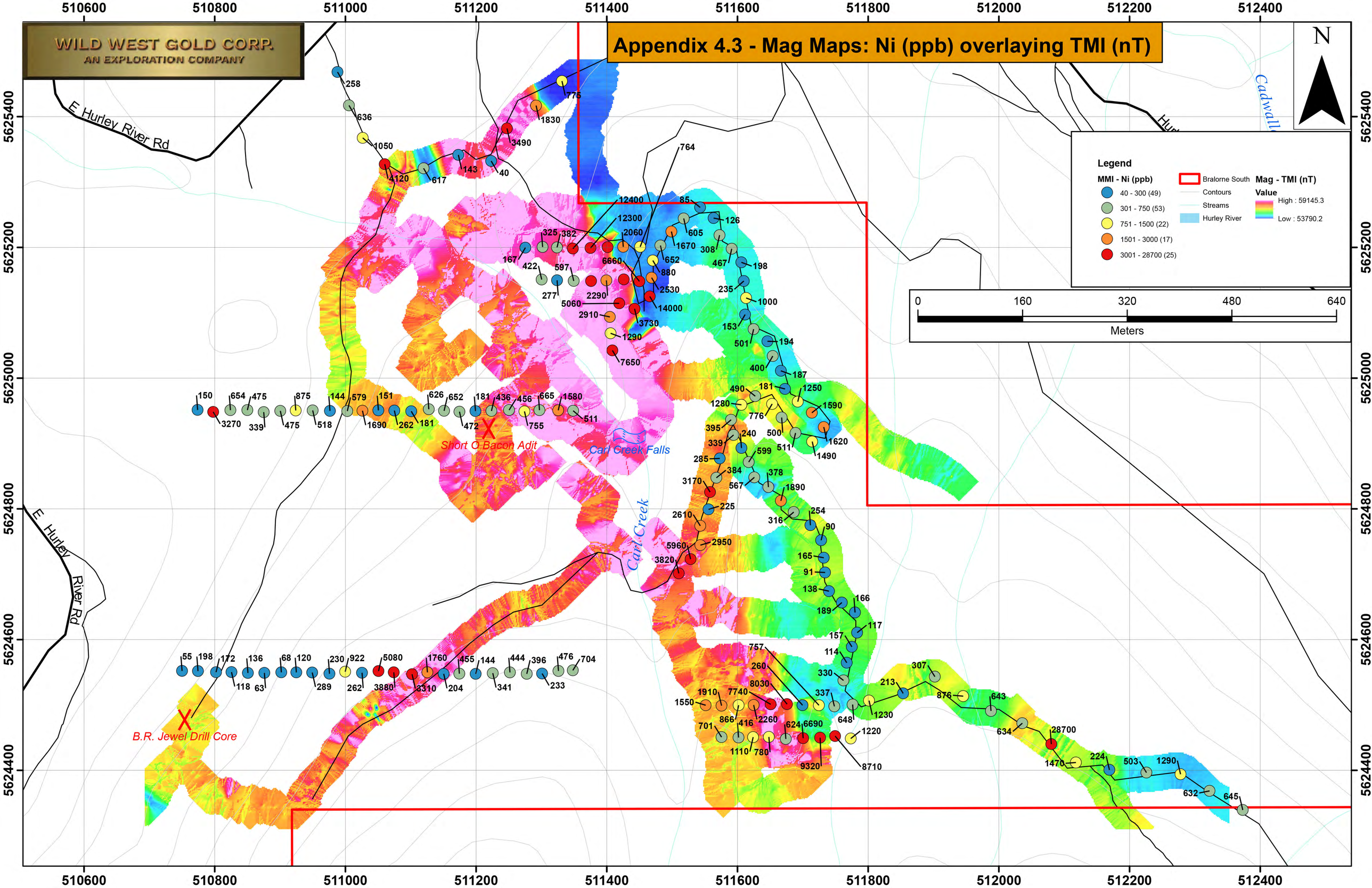

Appendix 4.4 - Mag Maps: W (ppb) overlaying TMI (nT)

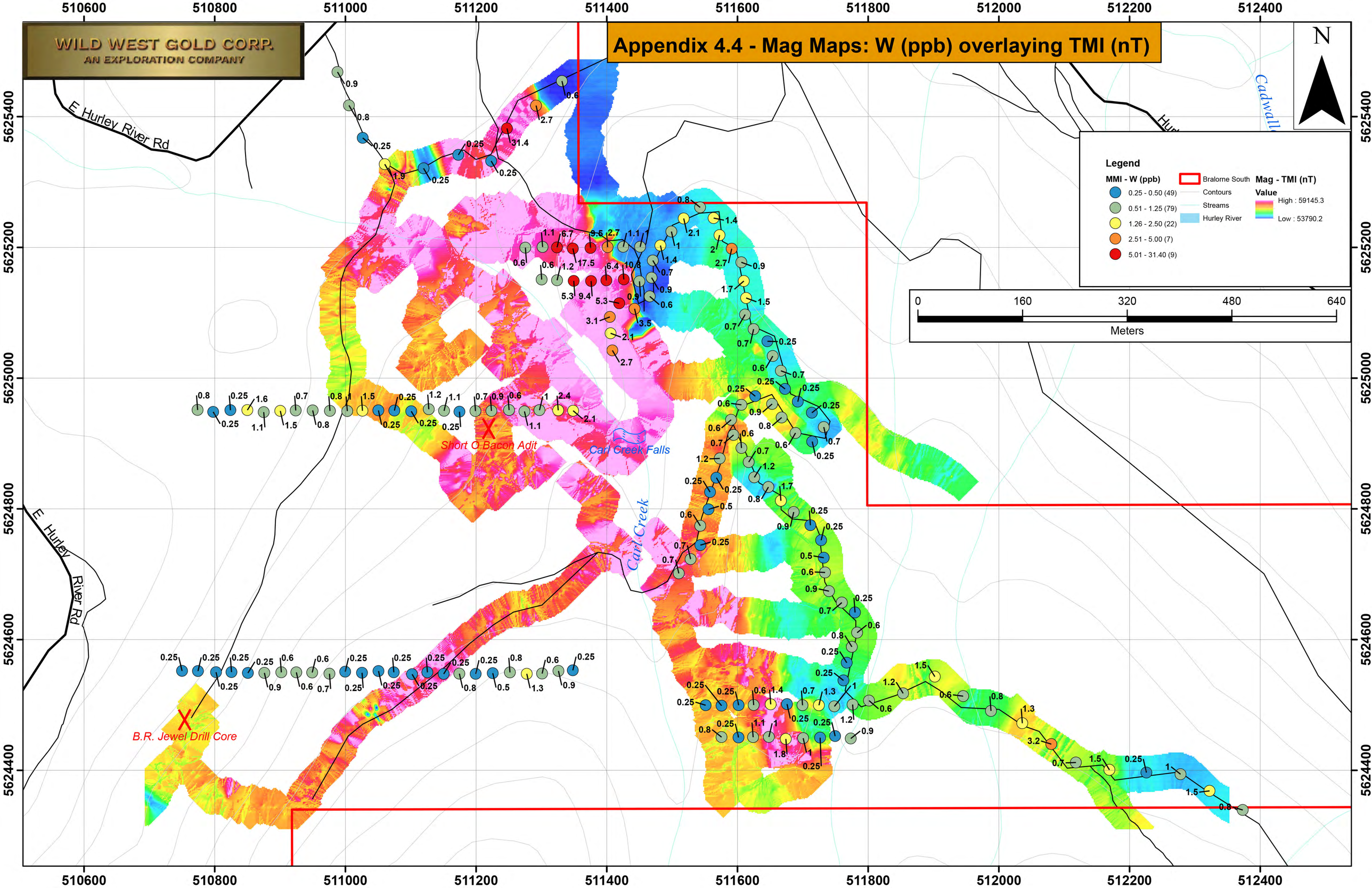

Appendix 4.5 - Mag Maps: Cr (ppb) overlying TMI (nT)

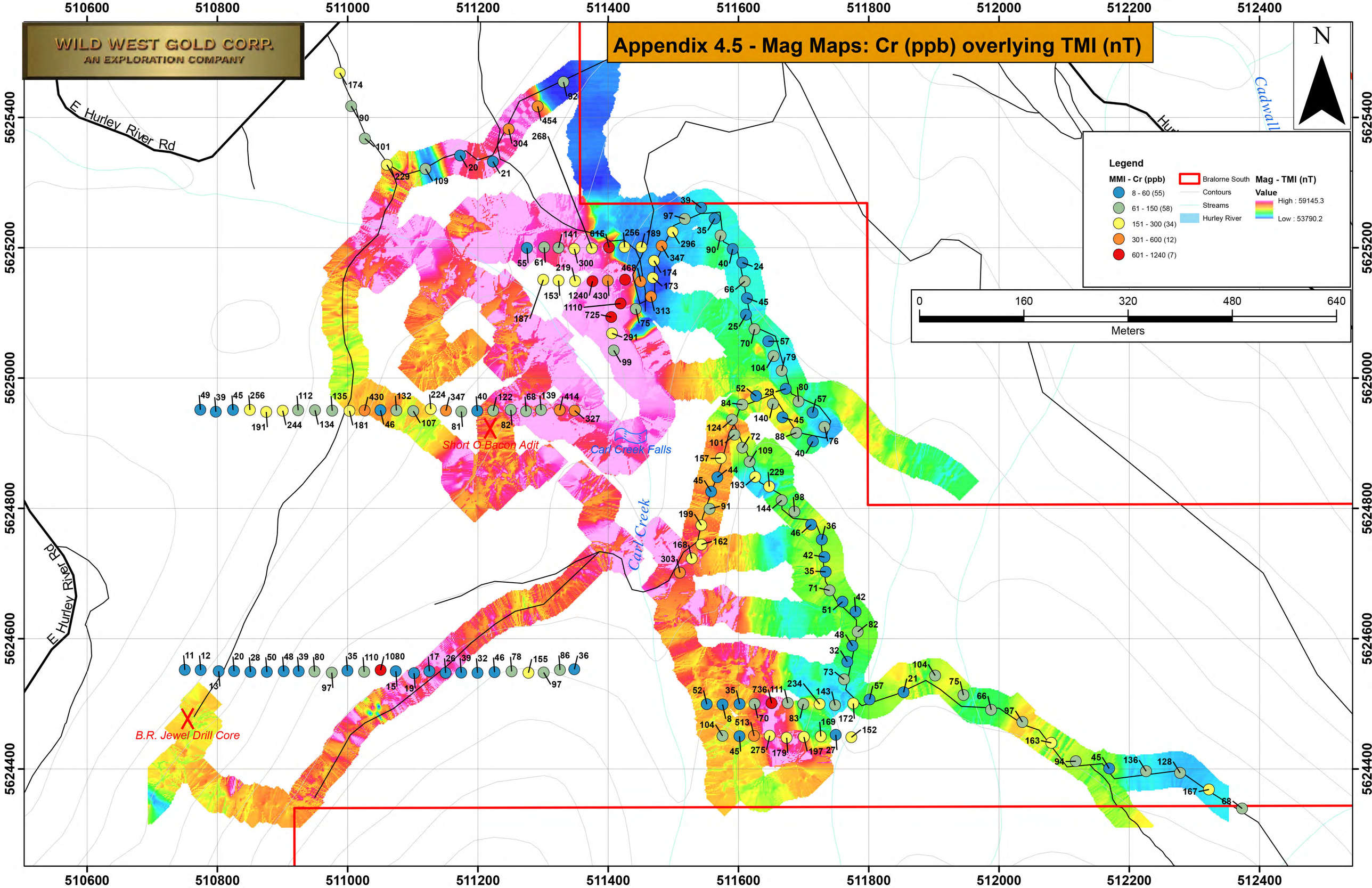

Appendix 5 - MMI Samples and Descriptions

Sample	Year	Property	Easting	Northing	MMI Sample Depth
1302	2020	Bralorne South	512373.179	5624339.263	10-25 cm
1303	2020	Bralorne South	512322.338	5624368.499	10-25 cm
1304	2020	Bralorne South	512277.995	5624393.971	10-25 cm
1305	2020	Bralorne South	512225.809	5624396.517	10-25 cm
1306	2020	Bralorne South	512169.176	5624400.721	10-25 cm
1307	2020	Bralorne South	512117.886	5624411.944	10-25 cm
1308	2020	Bralorne South	512080.236	5624440.101	10-25 cm
1309	2020	Bralorne South	512035.881	5624472.025	10-25 cm
1310	2020	Bralorne South	511987.888	5624490.818	10-25 cm
1311	2020	Bralorne South	511945.388	5624513.405	10-25 cm
1312	2020	Bralorne South	511901.953	5624543.33	10-25 cm
1313	2020	Bralorne South	511853.499	5624517.755	10-25 cm
1314	2020	Bralorne South	511801.275	5624506.628	10-25 cm
1315	2020	Bralorne South	511762.14	5624537.453	10-25 cm
1316	2020	Bralorne South	511767.157	5624564.597	10-25 cm
1317	2020	Bralorne South	511774.998	5624588.967	10-25 cm
1318	2020	Bralorne South	511783.058	5624610.558	10-25 cm
1319	2020	Bralorne South	511779.887	5624641.465	10-25 cm
1320	2020	Bralorne South	511759.686	5624656.653	10-25 cm
1321	2020	Bralorne South	511739.975	5624674.067	10-25 cm
1322	2020	Bralorne South	511733.987	5624702.632	10-25 cm
1323	2020	Bralorne South	511732.032	5624725.202	10-25 cm
1324	2020	Bralorne South	511728.023	5624751.992	10-25 cm
1325	2020	Bralorne South	511711.613	5624774.973	10-25 cm
1326	2020	Bralorne South	511685.974	5624795.043	10-25 cm
1327	2020	Bralorne South	511666.405	5624812.346	10-25 cm
1328	2020	Bralorne South	511647.32	5624833.32	10-25 cm
1329	2020	Bralorne South	511625.712	5624848.173	10-25 cm
1330	2020	Bralorne South	511617.127	5624871.506	10-25 cm
1331	2020	Bralorne South	511606.01	5624893.054	10-25 cm
1332	2020	Bralorne South	511593.98	5624913.043	10-25 cm
1333	2020	Bralorne South	511590.121	5624936.275	10-25 cm
1334	2020	Bralorne South	511510.19	5624701.244	10-25 cm
1335	2020	Bralorne South	511528.264	5624723.079	10-25 cm
1336	2020	Bralorne South	511543.234	5624744.463	10-25 cm
1337	2020	Bralorne South	511543.029	5624774.041	10-25 cm
1338	2020	Bralorne South	511555.664	5624799.2	10-25 cm
1339	2020	Bralorne South	511558.074	5624825.671	10-25 cm
1340	2020	Bralorne South	511567.685	5624847.599	10-25 cm
1341	2020	Bralorne South	511572.907	5624877.079	10-25 cm
1342	2020	Bralorne South	511606.004	5624959.107	10-25 cm
1343	2020	Bralorne South	511627.126	5624972.386	10-25 cm
1344	2020	Bralorne South	511652.958	5624960.435	10-25 cm
1345	2020	Bralorne South	511667.529	5624939.673	10-25 cm
1346	2020	Bralorne South	511688.806	5624916.035	10-25 cm
1347	2020	Bralorne South	511714.288	5624902.859	10-25 cm
1348	2020	Bralorne South	511732.006	5624925.028	10-25 cm
1349	2020	Bralorne South	511713.837	5624947.005	10-25 cm
1350	2020	Bralorne South	511692.223	5624963.97	10-25 cm
1351	2020	Bralorne South	511672.719	5624983.386	10-25 cm
1352	2020	Bralorne South	511666.382	5625011.172	10-25 cm
1353	2020	Bralorne South	511653.993	5625033.718	10-25 cm
1354	2020	Bralorne South	511645.834	5625056.384	10-25 cm
1355	2020	Bralorne South	511624.641	5625074.907	10-25 cm

Sample	Year	Property	Easting	Northing	MMI Sample Depth
1356	2020	Bralorne South	511611.619	5625097.229	10-25 cm
1357	2020	Bralorne South	511613.185	5625122.587	10-25 cm
1358	2020	Bralorne South	511609.672	5625148.488	10-25 cm
1359	2020	Bralorne South	511605.872	5625177.169	10-25 cm
1360	2020	Bralorne South	511591.161	5625197.931	10-25 cm
1361	2020	Bralorne South	511572.572	5625218.684	10-25 cm
1362	2020	Bralorne South	511563.489	5625244.796	10-25 cm
1363	2020	Bralorne South	511542.795	5625261.208	10-25 cm
1364	2020	Bralorne South	511517.664	5625244.139	10-25 cm
1365	2020	Bralorne South	511498.814	5625224.192	10-25 cm
1366	2020	Bralorne South	511482.08	5625202.805	10-25 cm
1367	2020	Bralorne South	511470.427	5625179.872	10-25 cm
1368	2020	Bralorne South	511468.511	5625153.625	10-25 cm
1369	2020	Bralorne South	511465.754	5625124.929	10-25 cm
1370	2020	Bralorne South	511442.529	5625105.974	10-25 cm
1371	2020	Bralorne South	511419.032	5625114.374	10-25 cm
1372	2020	Bralorne South	511404.696	5625093.548	10-25 cm
1373	2020	Bralorne South	511405.807	5625068.53	10-25 cm
1374	2020	Bralorne South	511408.544	5625042.404	10-25 cm
1375	2020	Bralorne South	511331.361	5625454.343	10-25 cm
1376	2020	Bralorne South	511291.751	5625416.894	10-25 cm
1377	2020	Bralorne South	511247.27	5625381.992	10-25 cm
1378	2020	Bralorne South	511222.984	5625332.122	10-25 cm
1379	2020	Bralorne South	511172.766	5625341.467	10-25 cm
1380	2020	Bralorne South	511119.582	5625320.892	10-25 cm
1381	2020	Bralorne South	511060.136	5625327.215	10-25 cm
1382	2020	Bralorne South	511026.492	5625367.51	10-25 cm
1383	2020	Bralorne South	511005.377	5625417.283	10-25 cm
1384	2020	Bralorne South	510987.855	5625468.286	10-25 cm
1385	2020	Bralorne South	511347.987	5624552.993	10-25 cm
1386	2020	Bralorne South	511325.99	5624551.944	10-25 cm
1387	2020	Bralorne South	511300.966	5624547.998	10-25 cm
1388	2020	Bralorne South	511277.556	5624547.614	10-25 cm
1389	2020	Bralorne South	511251.744	5624549.782	10-25 cm
1390	2020	Bralorne South	511225.516	5624548.613	10-25 cm
1391	2020	Bralorne South	511199.43	5624547.556	10-25 cm
1392	2020	Bralorne South	511174.396	5624547.836	10-25 cm
1393	2020	Bralorne South	511150.424	5624547.451	10-25 cm
1394	2020	Bralorne South	511125.456	5624549.956	10-25 cm
1395	2020	Bralorne South	511101.983	5624547.014	10-25 cm
1396	2020	Bralorne South	511073.982	5624549.957	10-25 cm
1397	2020	Bralorne South	511050.64	5624551.798	10-25 cm
1398	2020	Bralorne South	511025.402	5624549.187	10-25 cm
1399	2020	Bralorne South	510999.661	5624550.801	10-25 cm
1400	2020	Bralorne South	510975.622	5624547.748	10-25 cm
1401	2020	Bralorne South	510949.176	5624549.583	10-25 cm
1402	2020	Bralorne South	510924.85	5624549.865	10-25 cm
1403	2020	Bralorne South	510901.932	5624549.928	10-25 cm
1404	2020	Bralorne South	510875.987	5624548.985	10-25 cm
1405	2020	Bralorne South	510850.743	5624548.932	10-25 cm
1406	2020	Bralorne South	510825.638	5624550.214	10-25 cm
1407	2020	Bralorne South	510802.016	5624550.054	10-25 cm
1408	2020	Bralorne South	510774.373	5624551.776	10-25 cm
1409	2020	Bralorne South	510749.975	5624552.059	10-25 cm
1410	2020	Bralorne South	510773.828	5624951.316	10-25 cm
1411	2020	Bralorne South	510797.666	5624948.252	10-25 cm
1412	2020	Bralorne South	510824.031	5624950.975	10-25 cm

Sample	Year	Property	Easting	Northing	MMI Sample Depth
1413	2020	Bralorne South	510849.976	5624951.029	10-25 cm
1414	2020	Bralorne South	510875.013	5624947.968	10-25 cm
1415	2020	Bralorne South	510900.322	5624949.8	10-25 cm
1416	2020	Bralorne South	510924.01	5624950.517	10-25 cm
1417	2020	Bralorne South	510949.886	5624950.571	10-25 cm
1418	2020	Bralorne South	510976.327	5624949.848	10-25 cm
1419	2020	Bralorne South	511002.838	5624949.57	10-25 cm
1420	2020	Bralorne South	511026.034	5624950.064	10-25 cm
1421	2020	Bralorne South	511050.428	5624950.672	10-25 cm
1422	2020	Bralorne South	511074.896	5624950.279	10-25 cm
1423	2020	Bralorne South	511100.773	5624949.222	10-25 cm
1424	2020	Bralorne South	511127.63	5624952.393	10-25 cm
1425	2020	Bralorne South	511150.972	5624949.996	10-25 cm
1426	2020	Bralorne South	511174.525	5624948.601	10-25 cm
1427	2020	Bralorne South	511198.989	5624949.543	10-25 cm
1428	2020	Bralorne South	511223.455	5624949.818	10-25 cm
1429	2020	Bralorne South	511250.455	5624951.099	10-25 cm
1430	2020	Bralorne South	511274.009	5624949.037	10-25 cm
1431	2020	Bralorne South	511296.99	5624950.978	10-25 cm
1432	2020	Bralorne South	511325.616	5624950.817	10-25 cm
1433	2020	Bralorne South	511348.533	5624950.089	10-25 cm
1434	2020	Bralorne South	511773.341	5624448.629	10-25 cm
1435	2020	Bralorne South	511749.358	5624452.356	10-25 cm
1436	2020	Bralorne South	511726.446	5624449.969	10-25 cm
1437	2020	Bralorne South	511700.5	5624449.133	10-25 cm
1438	2020	Bralorne South	511673.988	5624447.961	10-25 cm
1439	2020	Bralorne South	511648.033	5624451.017	10-25 cm
1440	2020	Bralorne South	511623.917	5624450.741	10-25 cm
1441	2020	Bralorne South	511601.566	5624450.246	10-25 cm
1442	2020	Bralorne South	511575.545	5624450.744	10-25 cm
1443	2020	Bralorne South	511450.993	5625200.846	10-25 cm
1444	2020	Bralorne South	511425.188	5625200.901	10-25 cm
1445	2020	Bralorne South	511401.289	5625200.404	10-25 cm
1446	2020	Bralorne South	511375.064	5625199.012	10-25 cm
1447	2020	Bralorne South	511348.063	5625198.175	10-25 cm
1448	2020	Bralorne South	511323.806	5625199.901	10-25 cm
1449	2020	Bralorne South	511301.738	5625200.632	10-25 cm
1450	2020	Bralorne South	511275.372	5625199.574	10-25 cm
1451	2020	Bralorne South	511300.364	5625150.811	10-25 cm
1452	2020	Bralorne South	511323.846	5625149.639	10-25 cm
1453	2020	Bralorne South	511349.369	5625148.694	10-25 cm
1454	2020	Bralorne South	511375.879	5625148.529	10-25 cm
1455	2020	Bralorne South	511399.426	5625149.47	10-25 cm
1456	2020	Bralorne South	511426.003	5625150.974	10-25 cm
1457	2020	Bralorne South	511449.98	5625148.024	10-25 cm
LW28	2020	Bralorne South	511551.321	5624499.507	10-25 cm
LW27	2020	Bralorne South	511575.579	5624498.894	10-25 cm
LW26	2020	Bralorne South	511601.808	5624499.619	10-25 cm
LW25	2020	Bralorne South	511624.725	5624499.893	10-25 cm
LW24	2020	Bralorne South	511650.812	5624500.952	10-25 cm
LW23	2020	Bralorne South	511675.773	5624501.23	10-25 cm
LW22	2020	Bralorne South	511699.54	5624499.615	10-25 cm
LW21	2020	Bralorne South	511724.642	5624499.56	10-25 cm
LW20	2020	Bralorne South	511748.268	5624497.834	10-25 cm
LW19	2020	Bralorne South	511776.185	5624500.566	10-25 cm

ANALYSIS REPORT BBM20-03135

To COD SGS MINERALS - GEOCHEM VANCOUVER
ACCOUNTS PAYABLE
SGS CANADA INC
3260 PRODUCTION WAY
BURNABY V5A 4W4
BC
CANADA

Order Number	PO:	Date Received	19-Jun-2020
Project	DECOORS MINING	Date Analysed	23-Jun-2020 - 30-Jun-2020
Submission Number	*BBY*DECOORS/Bralorne North, Bralorne South and Brett/479 MMI	Date Completed	30-Jun-2020
		SGS Order Number	BBM20-03135
Number of Samples	86		

Methods Summary

Number of Sample	Method Code	Description
86	G_LOG	Sample Registration Fee
86	G_WGH_KG	Weight of samples received
86	GE_MMIME	Mobile Metal ION enhanced package, ICP-MS

Comments

This Report cancels and supersedes the Report No. BBM_U0002686362 dated 26-Jun-2020 issued by SGS Canada (Production Way).
Updated analysed date.

Authorised Signatory

John Chiang
Laboratory Operations Manager

This document is issued by the Company under its General Conditions of Service accessible at http://www.sgs.com/en/Terms-and-Conditions.aspx. Attention is drawn to the limitation of liability, indemnification and jurisdiction issues defined therein. Any holder of this document is advised that information contained hereon reflects the Company's findings at the time of its intervention only and within the limits of Client's instructions, if any. The Company's sole responsibility is to its Client and this document does not exonerate parties to a transaction from exercising all their rights and obligations under the transaction documents. Any unauthorized alteration, forgery or falsification of the content or appearance of this document is unlawful and offenders may be prosecuted to the fullest extent of the law.
WARNING: The sample(s) to which the findings recorded herein (the "Findings") relate was(were) drawn and / or provided by the Client or by a third party acting at the Client's direction. The Findings constitute no warranty of the sample's representativeness of any goods and strictly relate to the sample(s). The Company accepts no liability with regard to the origin or source from which the sample(s) is/are said to be extracted. The findings report on the samples provided by the client and are not intended for commercial or contractual settlement puposes.

- not analysed | -- element not determined | I.S. insufficient sample | L.N.R. listed not received

SGS

Order Number PO:
Project DECOORS MINING
Submission Number *BBY*DECOORS/Bralorne North, Bralorne South and Brett/479 MMI
Number of Samples 86

ANALYSIS REPORT BBM20-03135

Element	Wtkg	Ag	Al	As	Au	Ba
Method	G_WGH_KG	GE_MMIME	GE_MMIME	GE_MMIME	GE_MMIME	GE_MMIME
Lower Limit	0.01	0.5	1	10	0.1	10
Upper Limit	--	--	--	--	--	--
Unit	kg	ppb	ppm m / m	ppb	ppb	ppb
1125	0.77	3.8	10	<10	0.1	260
1126	0.88	2.6	6	<10	0.2	310
1127	0.57	8.1	35	<10	0.6	570
1128	0.58	9.5	19	<10	0.6	1060
1129	0.40	3.8	45	<10	<0.1	4210
1130	0.52	52.5	20	<10	1.5	4620
1131	0.44	18.7	22	<10	0.2	3710
1132	0.51	35.6	31	<10	0.3	4950
1133	0.54	14.0	42	20	0.4	2810
1134	0.45	33.5	124	10	<0.1	2370
1135	0.48	7.9	134	20	<0.1	1640
1136	0.36	7.2	163	10	<0.1	1330
1137	0.51	18.4	37	40	0.2	1850
1138	0.49	97.3	18	<10	4.9	2050
1139	0.42	16.6	136	30	0.1	2850
1140	0.43	18.1	127	40	0.3	1240
1141	0.49	10.5	35	<10	0.1	6340
1142	0.47	9.9	16	<10	0.3	4300
1143	0.51	8.9	20	<10	0.1	4200
1144	0.73	25.1	12	<10	0.4	2130
1145	0.61	13.9	10	<10	0.3	5010
1146	0.55	2.8	20	<10	0.1	190
1147	0.65	1.6	10	<10	0.1	310
1148	0.58	1.7	58	<10	<0.1	350
1149	0.77	11.1	29	<10	0.5	540
1150	0.66	37.4	12	10	0.5	1380
1151	0.64	17.2	19	<10	0.3	2310
1152	0.51	43.1	21	<10	0.2	3900
1153	0.83	26.0	67	70	1.0	2370

- not analysed | -- element not determined | I.S. insufficient sample | L.N.R. listed not received

SGS Canada | CA MIN Burnaby, BC 3260 Production Way, Burnaby, BC V5A 4W4 Burnaby CANADA t +1 (604) 638 2349 f www.sgs.com

Member of the SGS Group (SGS SA)

SGS

Order Number PO:
Project DECOORS MINING
Submission Number *BBY*DECOORS/Bralorne North, Bralorne South and Brett/479 MMI
Number of Samples 86

ANALYSIS REPORT BBM20-03135

Element	Wtkg	Ag	Al	As	Au	Ba
Method	G_WGH_KG	GE_MMIME	GE_MMIME	GE_MMIME	GE_MMIME	GE_MMIME
Lower Limit	0.01	0.5	1	10	0.1	10
Upper Limit	--	--	--	--	--	--
Unit	kg	ppb	ppm m / m	ppb	ppb	ppb
1154	0.43	14.2	95	10	<0.1	1910
1155	0.35	9.1	184	10	<0.1	2680
1156	0.49	10.6	92	<10	<0.1	730
1157	0.35	18.7	137	20	<0.1	2420
1158	0.42	28.8	77	10	0.2	2290
1159	0.56	18.2	12	<10	0.9	1000
1160	0.47	12.1	23	<10	0.2	1350
1161	0.76	4.6	36	<10	0.2	250
1162	0.85	3.5	22	<10	0.1	240
1163	0.61	15.3	31	<10	0.2	1050
1164	0.42	0.9	29	<10	<0.1	730
1165	0.55	10.7	52	<10	<0.1	880
1166	0.55	5.8	21	<10	<0.1	170
1167	0.46	17.2	39	<10	0.2	2080
1168	0.56	13.2	29	10	<0.1	1260
1169	0.52	12.3	50	20	<0.1	1770
1170	0.52	9.1	31	<10	0.2	3910
1171	0.61	23.0	23	10	0.3	1620
1172	0.52	24.9	33	20	0.4	520
1173	0.52	27.2	110	50	<0.1	2750
1174	0.55	24.7	21	<10	0.3	780
1175	0.55	13.8	107	20	<0.1	1510
1176	0.44	6.6	131	30	<0.1	1060
1177	0.54	4.7	57	20	<0.1	510
1178	0.61	20.1	32	<10	<0.1	4070
1179	0.42	11.2	66	10	<0.1	1280
1180	0.37	6.8	88	20	<0.1	760
1181	0.47	10.5	72	10	<0.1	1210
1182	0.45	14.9	121	20	<0.1	950

- not analysed | -- element not determined | I.S. insufficient sample | L.N.R. listed not received

SGS Canada | CA MIN Burnaby, BC 3260 Production Way, Burnaby, BC V5A 4W4 Burnaby CANADA t +1 (604) 638 2349 f www.sgs.com
Member of the SGS Group (SGS SA)

SGS

Order Number PO:
Project DECOORS MINING
Submission Number *BBY*DECOORS/Bralorne North, Bralorne South and Brett/479 MMI
Number of Samples 86

ANALYSIS REPORT BBM20-03135

Element	Wtkg	Ag	Al	As	Au	Ba
Method	G_WGH_KG	GE_MMIME	GE_MMIME	GE_MMIME	GE_MMIME	GE_MMIME
Lower Limit	0.01	0.5	1	10	0.1	10
Upper Limit	--	--	--	--	--	--
Unit	kg	ppb	ppm m / m	ppb	ppb	ppb
1183	0.34	25.8	178	<10	<0.1	1760
1184	0.74	66.6	49	10	<0.1	1330
1185	0.31	14.9	143	20	<0.1	990
1186	0.40	34.1	117	10	<0.1	1140
1187	0.72	17.1	12	<10	0.3	5340
1188	0.58	16.6	89	20	<0.1	2140
1189	0.33	8.8	119	10	<0.1	2750
1190	0.49	16.8	58	20	0.1	1210
1191	0.46	8.5	132	10	<0.1	2550
1192	0.46	27.6	56	10	0.1	3830
1193	0.59	15.0	11	<10	<0.1	11300
1194	0.42	26.9	100	30	0.1	1130
1195	0.78	11.8	107	40	<0.1	1990
1196	0.75	3.1	25	<10	<0.1	260
1197	0.51	4.4	23	<10	0.2	350
1198	0.46	8.7	27	<10	0.1	550
1199	0.57	14.4	99	750	0.2	2160
1200	0.49	50.3	71	260	0.2	2430
1201	0.70	15.5	56	160	0.6	5390
1202	0.48	13.4	103	40	<0.1	250
1203	0.61	89.1	88	260	1.3	2270
1204	0.72	14.6	76	190	<0.1	1910
1205	0.79	10.0	102	240	<0.1	1080
1206	0.84	15.4	68	130	0.2	2050
1207	0.42	15.9	51	70	0.2	1940
1208	0.83	14.3	81	150	<0.1	3580
1209	0.80	21.2	92	310	<0.1	2690
1210	0.65	14.6	111	610	0.1	1590
*Std AMIS0169	-	6.5	43	<10	0.2	820

- not analysed | -- element not determined | I.S. insufficient sample | L.N.R. listed not received

SGS Canada | CA MIN Burnaby, BC 3260 Production Way, Burnaby, BC V5A 4W4 Burnaby CANADA t +1 (604) 638 2349 f www.sgs.com

Member of the SGS Group (SGS SA)

SGS

Order Number PO:
Project DECOORS MINING
Submission Number *BBY*DECOORS/Bralorne North, Bralorne South and Brett/479 MMI
Number of Samples 86

ANALYSIS REPORT BBM20-03135

Element	Wtkg	Ag	Al	As	Au	Ba
Method	G_WGH_KG	GE_MMIME	GE_MMIME	GE_MMIME	GE_MMIME	GE_MMIME
Lower Limit	0.01	0.5	1	10	0.1	10
Upper Limit	--	--	--	--	--	--
Unit	kg	ppb	ppm m / m	ppb	ppb	ppb
*Rep 1182	-	13.8	126	10	<0.1	960
*Blk BLANK	-	<0.5	<1	<10	<0.1	<10
*Rep 1203	-	82.6	82	190	1.3	2240
*Rep 1192	-	27.6	53	10	<0.1	3410
*Rep 1136	-	7.5	162	10	<0.1	1300
*Std AMIS0169	-	8.2	44	<10	0.6	790
*Blk BLANK	-	<0.5	<1	<10	<0.1	<10
*Rep 1152	-	46.4	20	10	0.3	3800
*Blk BLANK	-	<0.5	<1	<10	<0.1	<10

Element	Bi	Ca	Cd	Ce	Co	Cr
Method	GE_MMIME	GE_MMIME	GE_MMIME	GE_MMIME	GE_MMIME	GE_MMIME
Lower Limit	0.5	2	1	2	1	1
Upper Limit	--	--	--	--	--	--
Unit	ppb	ppm m / m	ppb	ppb	ppb	ppb
1125	<0.5	460	6	4	60	24
1126	<0.5	414	2	<2	51	14
1127	<0.5	465	4	11	98	112
1128	<0.5	538	4	11	61	75
1129	<0.5	434	29	25	50	28
1130	<0.5	598	12	25	120	45
1131	<0.5	394	18	23	84	43
1132	<0.5	420	31	41	217	110
1133	<0.5	348	17	232	143	203
1134	0.7	178	32	501	74	58
1135	0.7	172	10	343	36	44
1136	1.0	174	20	256	62	31
1137	<0.5	372	16	23	45	40

- not analysed | -- element not determined | I.S. insufficient sample | L.N.R. listed not received

SGS Canada | CA MIN Burnaby, BC 3260 Production Way, Burnaby, BC V5A 4W4 Burnaby CANADA t +1 (604) 638 2349 f www.sgs.com

Member of the SGS Group (SGS SA)

SGS

Order Number PO:
Project DECOORS MINING
Submission Number *BBY*DECOORS/Bralorne North, Bralorne South and Brett/479 MMI
Number of Samples 86

ANALYSIS REPORT BBM20-03135

Element	Bi	Ca	Cd	Ce	Co	Cr
Method	GE_MMIME	GE_MMIME	GE_MMIME	GE_MMIME	GE_MMIME	GE_MMIME
Lower Limit	0.5	2	1	2	1	1
Upper Limit	--	--	--	--	--	--
Unit	ppb	ppm m / m	ppb	ppb	ppb	ppb
1138	<0.5	514	7	78	797	47
1139	0.8	138	7	1530	149	135
1140	0.9	199	17	332	151	171
1141	<0.5	408	10	29	153	37
1142	<0.5	402	7	18	100	19
1143	<0.5	577	20	10	48	26
1144	<0.5	519	9	9	97	41
1145	<0.5	431	7	11	93	33
1146	<0.5	474	12	7	92	44
1147	<0.5	403	2	4	85	29
1148	<0.5	383	29	11	140	129
1149	<0.5	540	4	14	60	153
1150	<0.5	427	20	9	63	20
1151	<0.5	409	45	22	123	42
1152	<0.5	443	38	27	256	74
1153	0.9	222	5	327	268	246
1154	<0.5	226	8	405	96	43
1155	0.9	150	28	174	53	75
1156	<0.5	202	23	83	18	13
1157	0.7	234	39	302	40	41
1158	<0.5	233	22	410	111	85
1159	<0.5	500	18	8	168	42
1160	<0.5	597	15	7	91	71
1161	<0.5	393	7	12	113	88
1162	<0.5	462	8	9	52	50
1163	<0.5	519	13	37	77	124
1164	<0.5	570	91	10	82	86
1165	<0.5	464	17	30	27	117
1166	<0.5	406	24	4	29	27

- not analysed | -- element not determined | I.S. insufficient sample | L.N.R. listed not received

SGS Canada | CA MIN Burnaby, BC 3260 Production Way, Burnaby, BC V5A 4W4 Burnaby CANADA t +1 (604) 638 2349 f www.sgs.com

Member of the SGS Group (SGS SA)

SGS

Order Number PO:
Project DECOORS MINING
Submission Number *BBY*DECOORS/Bralorne North, Bralorne South and Brett/479 MMI
Number of Samples 86

ANALYSIS REPORT BBM20-03135

Element	Bi	Ca	Cd	Ce	Co	Cr
Method	GE_MMIME	GE_MMIME	GE_MMIME	GE_MMIME	GE_MMIME	GE_MMIME
Lower Limit	0.5	2	1	2	1	1
Upper Limit	--	--	--	--	--	--
Unit	ppb	ppm m / m	ppb	ppb	ppb	ppb
1167	<0.5	574	26	43	9	116
1168	<0.5	280	11	73	35	57
1169	<0.5	368	9	290	40	122
1170	<0.5	480	11	75	56	90
1171	<0.5	289	8	105	65	42
1172	<0.5	368	22	8	53	26
1173	<0.5	161	10	306	61	167
1174	<0.5	327	12	8	12	23
1175	<0.5	306	44	92	28	20
1176	0.8	217	10	507	205	230
1177	<0.5	101	2	109	6	6
1178	<0.5	383	12	40	33	36
1179	<0.5	146	3	104	15	11
1180	<0.5	81	3	249	10	14
1181	<0.5	294	9	99	43	53
1182	<0.5	179	8	134	22	16
1183	<0.5	132	7	143	19	27
1184	<0.5	188	5	275	45	40
1185	<0.5	169	6	156	24	26
1186	<0.5	259	6	206	47	53
1187	<0.5	368	2	67	19	33
1188	<0.5	146	4	225	83	39
1189	<0.5	153	20	153	22	35
1190	<0.5	249	4	90	42	109
1191	<0.5	124	14	77	25	21
1192	<0.5	242	7	149	49	72
1193	<0.5	257	7	101	25	43
1194	<0.5	234	16	82	30	47
1195	<0.5	165	8	305	191	147

- not analysed | -- element not determined | I.S. insufficient sample | L.N.R. listed not received

SGS Canada | CA MIN Burnaby, BC 3260 Production Way, Burnaby, BC V5A 4W4 Burnaby CANADA t +1 (604) 638 2349 f www.sgs.com
Member of the SGS Group (SGS SA)

SGS

Order Number PO:
Project DECOORS MINING
Submission Number *BBY*DECOORS/Bralorne North, Bralorne South and Brett/479 MMI
Number of Samples 86

ANALYSIS REPORT BBM20-03135

Element	Bi	Ca	Cd	Ce	Co	Cr
Method	GE_MMIME	GE_MMIME	GE_MMIME	GE_MMIME	GE_MMIME	GE_MMIME
Lower Limit	0.5	2	1	2	1	1
Upper Limit	--	--	--	--	--	--
Unit	ppb	ppm m / m	ppb	ppb	ppb	ppb
1196	<0.5	444	9	9	57	45
1197	<0.5	476	9	9	60	44
1198	<0.5	538	13	8	34	44
1199	<0.5	251	27	88	155	46
1200	<0.5	150	10	58	29	18
1201	<0.5	603	11	102	34	18
1202	<0.5	129	8	89	15	19
1203	<0.5	69	2	146	30	25
1204	<0.5	121	5	258	25	26
1205	<0.5	170	3	133	28	26
1206	<0.5	118	4	136	34	17
1207	<0.5	410	5	32	22	32
1208	<0.5	100	2	254	19	35
1209	<0.5	290	5	56	41	63
1210	<0.5	240	21	190	56	186
*Std AMIS0169	<0.5	37	1	562	73	74
*Rep 1182	<0.5	191	10	144	23	16
*Blk BLANK	<0.5	<2	<1	<2	<1	<1
*Rep 1203	<0.5	84	2	153	21	20
*Rep 1192	<0.5	270	8	139	55	60
*Rep 1136	0.8	190	20	225	56	28
*Std AMIS0169	<0.5	36	1	583	72	74
*Blk BLANK	<0.5	<2	<1	<2	<1	1
*Rep 1152	<0.5	418	32	25	229	68
*Blk BLANK	<0.5	<2	<1	<2	<1	<1

- not analysed | -- element not determined | I.S. insufficient sample | L.N.R. listed not received

SGS Canada | CA MIN Burnaby, BC 3260 Production Way, Burnaby, BC V5A 4W4 Burnaby CANADA t +1 (604) 638 2349 f www.sgs.com
Member of the SGS Group (SGS SA)

SGS

Order Number PO:
Project DECOORS MINING
Submission Number *BBY*DECOORS/Bralorne North, Bralorne South and Brett/479 MMI
Number of Samples 86

ANALYSIS REPORT BBM20-03135

Element	Cs	Cu	Dy	Er	Eu	Fe
Method	GE_MMIME	GE_MMIME	GE_MMIME	GE_MMIME	GE_MMIME	GE_MMIME
Lower Limit	0.2	10	0.5	0.2	0.2	1
Upper Limit	--	--	--	--	--	--
Unit	ppb	ppb	ppb	ppb	ppb	ppm m / m
1125	2.1	1330	3.6	2.1	1.1	18
1126	1.5	1040	1.7	1.0	0.4	11
1127	1.3	2820	7.7	4.4	2.1	31
1128	0.7	2700	8.8	4.8	2.8	24
1129	1.2	1590	10.2	4.1	3.0	38
1130	<0.2	2020	19.5	9.0	7.0	11
1131	0.6	3040	15.6	7.4	4.6	25
1132	1.5	3380	39.0	18.8	10.4	38
1133	0.4	1730	41.3	18.1	13.5	57
1134	1.3	350	39.8	18.6	9.9	75
1135	0.8	120	23.4	10.5	6.2	66
1136	0.9	140	20.8	11.5	4.2	72
1137	0.3	920	4.5	2.1	1.6	44
1138	<0.2	2480	29.2	13.4	8.0	12
1139	1.1	1090	98.0	46.0	23.5	104
1140	1.1	420	33.0	14.4	9.7	118
1141	1.0	4670	13.8	6.4	4.3	28
1142	0.9	2400	6.0	2.9	2.1	24
1143	0.8	3670	6.6	2.8	2.3	24
1144	<0.2	2630	8.6	4.4	2.5	12
1145	0.7	3940	9.3	4.1	2.9	15
1146	2.2	1340	3.8	2.4	1.1	24
1147	2.5	1220	4.3	2.8	1.2	20
1148	1.8	660	4.8	2.8	1.2	52
1149	1.1	3920	7.0	4.1	2.0	28
1150	0.3	2440	9.8	4.2	3.3	13
1151	0.6	1780	11.9	5.2	4.4	26
1152	<0.2	1440	38.5	15.5	10.8	17
1153	0.7	540	36.4	13.3	11.8	85

- not analysed | -- element not determined | I.S. insufficient sample | L.N.R. listed not received

SGS Canada | CA MIN Burnaby, BC 3260 Production Way, Burnaby, BC V5A 4W4 Burnaby CANADA t +1 (604) 638 2349 f www.sgs.com

Member of the SGS Group (SGS SA)

SGS

Order Number PO:
Project DECOORS MINING
Submission Number *BBY*DECOORS/Bralorne North, Bralorne South and Brett/479 MMI
Number of Samples 86

ANALYSIS REPORT BBM20-03135

Element	Cs	Cu	Dy	Er	Eu	Fe
Method	GE_MMIME	GE_MMIME	GE_MMIME	GE_MMIME	GE_MMIME	GE_MMIME
Lower Limit	0.2	10	0.5	0.2	0.2	1
Upper Limit	--	--	--	--	--	--
Unit	ppb	ppb	ppb	ppb	ppb	ppm m / m
1154	0.9	240	25.4	11.7	6.2	52
1155	1.6	280	15.8	7.5	4.1	120
1156	0.8	70	6.1	2.6	1.6	27
1157	0.9	160	19.9	9.5	5.3	71
1158	0.8	480	32.4	15.1	9.7	48
1159	1.0	3180	4.2	1.6	1.6	14
1160	0.7	2370	3.7	1.7	1.1	28
1161	3.2	3130	8.2	4.9	2.3	53
1162	1.3	1560	4.2	2.1	1.4	29
1163	0.6	1710	15.7	7.0	5.5	38
1164	0.3	270	6.4	3.7	1.7	31
1165	0.6	1230	9.9	5.3	3.2	40
1166	1.9	1420	3.3	2.1	1.0	31
1167	0.4	1800	23.1	10.2	7.7	36
1168	0.6	600	9.6	4.6	2.8	25
1169	0.5	680	20.9	9.8	6.2	37
1170	0.5	1300	22.4	9.6	7.1	17
1171	0.3	530	9.1	3.8	3.0	18
1172	0.5	2290	2.0	0.9	0.7	21
1173	1.7	300	22.8	11.1	5.6	95
1174	0.4	470	1.7	0.8	0.6	12
1175	0.9	430	9.6	5.1	2.0	37
1176	1.1	460	36.8	17.9	9.0	83
1177	0.7	120	9.2	4.9	2.4	13
1178	0.6	1080	12.2	6.7	4.9	21
1179	0.7	440	11.9	5.8	3.2	25
1180	1.4	370	25.6	12.7	6.5	34
1181	1.5	1220	12.8	5.8	4.2	31
1182	0.9	130	9.7	4.8	2.2	36

- not analysed | -- element not determined | I.S. insufficient sample | L.N.R. listed not received

SGS Canada | CA MIN Burnaby, BC 3260 Production Way, Burnaby, BC V5A 4W4 Burnaby CANADA t +1 (604) 638 2349 f www.sgs.com
Member of the SGS Group (SGS SA)

SGS

Order Number PO:
Project DECOORS MINING
Submission Number *BBY*DECOORS/Bralorne North, Bralorne South and Brett/479 MMI
Number of Samples 86

ANALYSIS REPORT BBM20-03135

Element	Cs	Cu	Dy	Er	Eu	Fe
Method	GE_MMIME	GE_MMIME	GE_MMIME	GE_MMIME	GE_MMIME	GE_MMIME
Lower Limit	0.2	10	0.5	0.2	0.2	1
Upper Limit	--	--	--	--	--	--
Unit	ppb	ppb	ppb	ppb	ppb	ppm m / m
1183	1.2	150	12.8	6.5	3.0	75
1184	0.7	450	14.3	6.0	3.8	23
1185	1.6	120	10.7	5.9	2.4	76
1186	1.3	240	17.8	8.5	4.3	48
1187	0.5	870	12.4	4.6	5.0	10
1188	1.2	290	16.3	7.3	3.7	48
1189	1.0	360	12.0	6.5	3.3	58
1190	0.5	240	6.1	2.9	1.7	36
1191	0.9	140	6.6	3.6	1.9	53
1192	0.6	180	8.1	3.6	2.2	38
1193	0.5	1310	24.2	8.6	10.7	11
1194	0.7	330	9.8	4.9	3.1	36
1195	0.9	430	17.9	8.6	4.1	93
1196	1.3	1050	4.2	2.9	1.2	32
1197	0.7	1700	7.0	4.2	2.1	30
1198	0.7	2230	6.5	4.0	2.0	32
1199	8.7	1000	10.3	5.2	2.9	43
1200	52.1	930	7.2	3.5	2.5	14
1201	2.5	1100	25.4	12.5	8.1	14
1202	3.8	150	6.4	3.0	1.5	34
1203	42.2	1630	40.4	19.1	15.1	13
1204	43.5	610	21.2	10.1	5.7	19
1205	31.3	480	11.3	6.0	3.0	21
1206	56.3	1330	18.0	9.4	6.1	8
1207	1.7	1080	10.8	5.1	3.7	12
1208	12.2	900	18.5	8.9	5.2	19
1209	5.8	630	8.1	4.0	2.8	24
1210	4.7	720	29.2	13.2	10.1	83
*Std AMIS0169	7.0	3200	21.4	9.4	8.3	27

- not analysed | -- element not determined | I.S. insufficient sample | L.N.R. listed not received

SGS Canada | CA MIN Burnaby, BC 3260 Production Way, Burnaby, BC V5A 4W4 Burnaby CANADA t +1 (604) 638 2349 f www.sgs.com

Member of the SGS Group (SGS SA)

SGS

Order Number PO:
Project DECOORS MINING
Submission Number *BBY*DECOORS/Bralorne North, Bralorne South and Brett/479 MMI
Number of Samples 86

ANALYSIS REPORT BBM20-03135

Element	Cs	Cu	Dy	Er	Eu	Fe
Method	GE_MMIME	GE_MMIME	GE_MMIME	GE_MMIME	GE_MMIME	GE_MMIME
Lower Limit	0.2	10	0.5	0.2	0.2	1
Upper Limit	--	--	--	--	--	--
Unit	ppb	ppb	ppb	ppb	ppb	ppm m / m
*Rep 1182	0.9	140	9.7	4.8	2.2	39
*Blk BLANK	<0.2	<10	<0.5	<0.2	<0.2	<1
*Rep 1203	38.9	1190	35.3	17.0	13.5	10
*Rep 1192	0.6	180	7.5	3.4	2.1	35
*Rep 1136	0.9	130	20.3	8.9	4.5	73
*Std AMIS0169	6.9	3100	22.0	9.3	8.8	30
*Blk BLANK	<0.2	<10	<0.5	<0.2	<0.2	<1
*Rep 1152	<0.2	1440	37.1	14.4	10.6	17
*Blk BLANK	<0.2	<10	<0.5	<0.2	<0.2	<1

Element	Ga	Gd	Hg	In	K	La
Method	GE_MMIME	GE_MMIME	GE_MMIME	GE_MMIME	GE_MMIME	GE_MMIME
Lower Limit	0.5	0.5	1	0.1	0.5	1
Upper Limit	--	--	--	--	--	--
Unit	ppb	ppb	ppb	ppb	ppm m / m	ppb
1125	<0.5	4.6	<1	<0.1	42.3	2
1126	<0.5	2.1	2	<0.1	28.4	<1
1127	0.6	8.2	<1	<0.1	67.8	6
1128	<0.5	11.1	1	<0.1	35.0	10
1129	1.7	11.8	<1	<0.1	45.2	10
1130	<0.5	28.1	<1	<0.1	24.8	17
1131	0.9	21.4	<1	<0.1	102	14
1132	1.4	47.8	2	<0.1	72.0	25
1133	2.5	55.3	<1	<0.1	32.0	84
1134	14.8	60.2	<1	0.1	33.1	213
1135	16.6	34.2	<1	0.1	30.3	143
1136	18.8	26.1	<1	0.2	36.8	94
1137	1.9	5.6	<1	<0.1	44.6	13

- not analysed | -- element not determined | I.S. insufficient sample | L.N.R. listed not received

SGS Canada | CA MIN Burnaby, BC 3260 Production Way, Burnaby, BC V5A 4W4 Burnaby CANADA t +1 (604) 638 2349 f www.sgs.com

Member of the SGS Group (SGS SA)

SGS

Order Number PO:
Project DECOORS MINING
Submission Number *BBY*DECOORS/Bralorne North, Bralorne South and Brett/479 MMI
Number of Samples 86

ANALYSIS REPORT BBM20-03135

Element	Ga	Gd	Hg	In	K	La
Method	GE_MMIME	GE_MMIME	GE_MMIME	GE_MMIME	GE_MMIME	GE_MMIME
Lower Limit	0.5	0.5	1	0.1	0.5	1
Upper Limit	--	--	--	--	--	--
Unit	ppb	ppb	ppb	ppb	ppm m / m	ppb
1138	0.9	33.3	<1	<0.1	25.1	22
1139	15.2	146	<1	0.3	26.9	544
1140	13.1	40.9	<1	0.2	36.8	134
1141	1.1	19.3	<1	<0.1	58.6	16
1142	<0.5	8.1	<1	<0.1	43.0	8
1143	0.6	8.2	<1	<0.1	111	5
1144	<0.5	10.0	1	<0.1	28.5	5
1145	<0.5	13.5	<1	<0.1	68.1	6
1146	0.6	4.6	<1	<0.1	50.7	3
1147	<0.5	5.0	<1	<0.1	27.2	2
1148	1.8	4.8	<1	<0.1	30.6	3
1149	<0.5	7.6	<1	<0.1	47.9	7
1150	<0.5	15.1	<1	<0.1	96.4	6
1151	0.6	18.0	<1	<0.1	76.0	10
1152	<0.5	54.6	1	<0.1	83.1	14
1153	5.6	45.2	<1	<0.1	38.3	123
1154	9.6	37.1	<1	<0.1	27.1	157
1155	19.8	20.5	1	0.2	23.2	69
1156	9.2	8.5	<1	<0.1	40.4	32
1157	14.1	30.5	1	0.1	49.9	140
1158	4.8	50.4	<1	<0.1	35.0	169
1159	<0.5	5.8	<1	<0.1	48.9	4
1160	<0.5	4.1	<1	<0.1	49.5	4
1161	2.8	8.1	1	<0.1	54.8	6
1162	0.8	4.9	1	<0.1	19.7	6
1163	0.7	20.5	<1	<0.1	41.6	24
1164	0.9	7.0	<1	<0.1	63.3	5
1165	1.3	12.3	<1	<0.1	42.1	13
1166	0.6	3.8	<1	<0.1	28.6	3

- not analysed | -- element not determined | I.S. insufficient sample | L.N.R. listed not received

SGS Canada | CA MIN Burnaby, BC 3260 Production Way, Burnaby, BC V5A 4W4 Burnaby CANADA t +1 (604) 638 2349 f www.sgs.com
Member of the SGS Group (SGS SA)

SGS

Order Number PO:
Project DECOORS MINING
Submission Number *BBY*DECOORS/Bralorne North, Bralorne South and Brett/479 MMI
Number of Samples 86

ANALYSIS REPORT BBM20-03135

Element	Ga	Gd	Hg	In	K	La
Method	GE_MMIME	GE_MMIME	GE_MMIME	GE_MMIME	GE_MMIME	GE_MMIME
Lower Limit	0.5	0.5	1	0.1	0.5	1
Upper Limit	--	--	--	--	--	--
Unit	ppb	ppb	ppb	ppb	ppm m / m	ppb
1167	1.0	31.9	<1	<0.1	39.7	36
1168	1.4	14.8	<1	<0.1	23.8	49
1169	2.5	31.4	<1	<0.1	45.2	118
1170	1.1	33.7	<1	<0.1	37.7	55
1171	1.0	13.9	<1	<0.1	31.8	34
1172	0.9	2.6	<1	<0.1	33.5	3
1173	8.6	30.7	<1	0.1	50.2	114
1174	0.6	2.4	<1	<0.1	17.7	5
1175	7.7	12.1	<1	<0.1	65.8	36
1176	11.6	51.4	<1	0.2	46.8	194
1177	5.7	14.0	<1	<0.1	21.4	54
1178	1.2	19.0	<1	<0.1	98.9	26
1179	4.9	16.6	<1	<0.1	58.1	52
1180	12.7	35.9	<1	<0.1	22.5	138
1181	2.2	17.2	<1	<0.1	91.7	42
1182	13.5	12.1	<1	<0.1	31.5	59
1183	26.4	15.7	<1	<0.1	29.2	61
1184	2.7	21.6	<1	<0.1	178	86
1185	16.5	15.1	<1	0.1	56.6	56
1186	6.7	22.6	<1	<0.1	45.4	80
1187	<0.5	19.7	<1	<0.1	32.9	33
1188	9.4	21.1	<1	<0.1	45.4	95
1189	9.4	15.1	<1	<0.1	28.3	62
1190	4.0	9.2	<1	<0.1	69.8	29
1191	19.9	8.8	<1	<0.1	26.9	32
1192	3.4	11.2	<1	<0.1	55.8	54
1193	0.7	40.9	<1	<0.1	61.6	68
1194	7.3	13.2	<1	<0.1	39.5	41
1195	8.1	23.3	<1	0.1	47.6	102

- not analysed | -- element not determined | I.S. insufficient sample | L.N.R. listed not received

SGS Canada | CA MIN Burnaby, BC 3260 Production Way, Burnaby, BC V5A 4W4 Burnaby CANADA t +1 (604) 638 2349 f www.sgs.com

Member of the SGS Group (SGS SA)

SGS

Order Number PO:
Project DECOORS MINING
Submission Number *BBY*DECOORS/Bralorne North, Bralorne South and Brett/479 MMI
Number of Samples 86

ANALYSIS REPORT BBM20-03135

Element	Ga	Gd	Hg	In	K	La
Method	GE_MMIME	GE_MMIME	GE_MMIME	GE_MMIME	GE_MMIME	GE_MMIME
Lower Limit	0.5	0.5	1	0.1	0.5	1
Upper Limit	--	--	--	--	--	--
Unit	ppb	ppb	ppb	ppb	ppm m / m	ppb
1196	0.6	5.3	<1	<0.1	31.6	4
1197	<0.5	7.6	<1	<0.1	39.5	6
1198	<0.5	7.1	<1	<0.1	28.7	5
1199	7.7	12.2	2	<0.1	118	31
1200	3.1	9.9	<1	<0.1	46.5	23
1201	1.6	30.2	6	<0.1	31.2	26
1202	9.2	7.8	<1	<0.1	13.0	34
1203	4.8	55.8	3	<0.1	34.8	48
1204	4.1	30.7	<1	<0.1	24.5	121
1205	4.4	15.0	<1	<0.1	20.9	60
1206	3.0	29.8	<1	<0.1	30.4	101
1207	1.4	16.6	<1	<0.1	27.2	21
1208	4.1	29.6	<1	<0.1	20.6	115
1209	3.0	12.1	<1	<0.1	34.9	36
1210	8.1	39.4	<1	<0.1	37.1	84
*Std AMIS0169	7.0	32.9	<1	<0.1	40.7	324
*Rep 1182	12.4	13.8	<1	<0.1	33.7	57
*Blk BLANK	<0.5	<0.5	<1	<0.1	<0.5	<1
*Rep 1203	4.1	49.3	2	<0.1	32.9	50
*Rep 1192	2.8	10.2	<1	<0.1	58.8	48
*Rep 1136	17.2	24.4	<1	0.2	37.9	96
*Std AMIS0169	8.1	37.6	<1	<0.1	39.0	361
*Blk BLANK	<0.5	<0.5	<1	<0.1	<0.5	<1
*Rep 1152	0.5	51.0	<1	<0.1	76.5	14
*Blk BLANK	<0.5	<0.5	<1	<0.1	<0.5	<1

- not analysed | -- element not determined | I.S. insufficient sample | L.N.R. listed not received

SGS Canada | CA MIN Burnaby, BC 3260 Production Way, Burnaby, BC V5A 4W4 Burnaby CANADA t +1 (604) 638 2349 f www.sgs.com

Member of the SGS Group (SGS SA)

SGS

Order Number PO:
Project DECOORS MINING
Submission Number *BBY*DECOORS/Bralorne North, Bralorne South and Brett/479 MMI
Number of Samples 86

ANALYSIS REPORT BBM20-03135

Element	Li	Mg	Mn	Mo	Nb	Nd
Method	GE_MMIME	GE_MMIME	GE_MMIME	GE_MMIME	GE_MMIME	GE_MMIME
Lower Limit	1	0.5	100	2	0.5	1
Upper Limit	--	--	--	--	--	--
Unit	ppb	ppm m / m	ppb	ppb	ppb	ppb
1125	<1	24.8	1700	2	<0.5	8
1126	<1	16.6	1300	<2	<0.5	1
1127	<1	88.2	1100	4	<0.5	19
1128	<1	99.9	700	4	<0.5	26
1129	2	37.8	11900	4	<0.5	23
1130	5	143	4100	23	<0.5	51
1131	3	54.7	3900	8	<0.5	39
1132	5	59.2	7000	12	<0.5	82
1133	3	65.4	5000	11	1.2	178
1134	2	21.3	5600	8	6.8	293
1135	1	11.3	4500	8	10.0	186
1136	1	10.9	11500	14	9.8	139
1137	1	22.0	2100	12	1.2	21
1138	6	184	20000	57	<0.5	69
1139	2	22.2	5800	31	8.2	714
1140	4	32.8	6500	13	9.3	195
1141	<1	54.3	6900	12	<0.5	37
1142	<1	44.8	3300	6	<0.5	16
1143	<1	32.9	4400	5	<0.5	14
1144	2	125	2900	4	<0.5	17
1145	<1	85.7	3400	10	<0.5	18
1146	<1	37.6	2500	3	<0.5	10
1147	<1	29.1	2600	<2	<0.5	8
1148	2	37.0	7300	3	<0.5	11
1149	<1	94.4	500	3	<0.5	20
1150	1	75.6	1500	26	<0.5	25
1151	1	66.6	4200	37	<0.5	35
1152	4	142	6800	25	<0.5	59
1153	1	110	2500	17	10.1	180

- not analysed | -- element not determined | I.S. insufficient sample | L.N.R. listed not received

SGS Canada | CA MIN Burnaby, BC 3260 Production Way, Burnaby, BC V5A 4W4 Burnaby CANADA t +1 (604) 638 2349 f www.sgs.com

Member of the SGS Group (SGS SA)

SGS

Order Number PO:
Project DECOORS MINING
Submission Number *BBY*DECOORS/Bralorne North, Bralorne South and Brett/479 MMI
Number of Samples 86

ANALYSIS REPORT BBM20-03135

Element	Li	Mg	Mn	Mo	Nb	Nd
Method	GE_MMIME	GE_MMIME	GE_MMIME	GE_MMIME	GE_MMIME	GE_MMIME
Lower Limit	1	0.5	100	2	0.5	1
Upper Limit	--	--	--	--	--	--
Unit	ppb	ppm m / m	ppb	ppb	ppb	ppb
1154	1	20.6	2900	6	3.6	221
1155	5	10.1	10700	11	10.6	100
1156	<1	12.1	2900	5	4.5	47
1157	2	26.8	8800	8	10.1	177
1158	1	49.0	4100	13	3.2	264
1159	3	82.4	5600	14	<0.5	11
1160	<1	97.4	3800	10	<0.5	10
1161	4	61.7	2500	8	<0.5	19
1162	1	41.0	1700	6	<0.5	14
1163	3	87.0	3200	3	<0.5	59
1164	4	106	8200	4	<0.5	14
1165	<1	68.5	1100	2	<0.5	35
1166	<1	34.2	900	2	<0.5	10
1167	2	57.7	600	2	<0.5	92
1168	3	29.1	2100	3	1.7	75
1169	4	43.5	1300	5	1.7	173
1170	10	110	3200	3	<0.5	116
1171	<1	53.9	1900	4	<0.5	62
1172	<1	91.0	2700	10	<0.5	8
1173	4	22.6	4400	7	4.3	164
1174	17	89.3	600	2	<0.5	9
1175	<1	21.9	4100	9	4.4	55
1176	7	32.1	6500	3	9.3	279
1177	<1	6.2	600	<2	3.0	79
1178	<1	40.8	1700	7	<0.5	54
1179	<1	8.4	1900	3	3.9	84
1180	<1	10.7	900	5	4.5	210
1181	<1	49.8	4100	10	0.8	69
1182	<1	12.6	3500	4	7.5	74

- not analysed | -- element not determined | I.S. insufficient sample | L.N.R. listed not received

SGS Canada | CA MIN Burnaby, BC 3260 Production Way, Burnaby, BC V5A 4W4 Burnaby CANADA t +1 (604) 638 2349 f www.sgs.com
Member of the SGS Group (SGS SA)

SGS

Order Number PO:
Project DECOORS MINING
Submission Number *BBY*DECOORS/Bralorne North, Bralorne South and Brett/479 MMI
Number of Samples 86

ANALYSIS REPORT BBM20-03135

Element	Li	Mg	Mn	Mo	Nb	Nd
Method	GE_MMIME	GE_MMIME	GE_MMIME	GE_MMIME	GE_MMIME	GE_MMIME
Lower Limit	1	0.5	100	2	0.5	1
Upper Limit	--	--	--	--	--	--
Unit	ppb	ppm m / m	ppb	ppb	ppb	ppb
1183	<1	4.7	1000	5	8.9	79
1184	<1	32.6	5000	10	0.6	128
1185	2	13.2	1300	7	8.1	74
1186	<1	20.1	1200	2	2.3	112
1187	<1	35.1	300	3	<0.5	64
1188	<1	13.2	3800	8	4.4	119
1189	2	6.3	3400	5	5.7	80
1190	2	47.9	1100	4	1.3	43
1191	1	6.3	2500	5	8.6	40
1192	<1	46.1	800	4	2.6	69
1193	<1	101	500	5	<0.5	126
1194	1	21.0	3000	8	4.5	60
1195	2	36.0	8500	11	3.5	126
1196	<1	40.5	2200	<2	<0.5	11
1197	<1	45.8	1800	<2	<0.5	18
1198	<1	77.6	2000	<2	<0.5	15
1199	2	23.5	12800	9	1.9	49
1200	<1	10.2	1100	8	<0.5	46
1201	<1	54.0	700	3	<0.5	80
1202	<1	1.6	300	5	2.5	46
1203	<1	8.2	200	7	<0.5	165
1204	<1	6.3	1000	<2	<0.5	181
1205	<1	7.6	400	2	<0.5	87
1206	<1	10.7	400	5	<0.5	172
1207	<1	42.7	600	4	<0.5	47
1208	<1	13.3	100	8	<0.5	158
1209	1	26.6	700	3	0.5	59
1210	4	29.7	1800	12	3.1	148
*Std AMIS0169	1	26.6	3500	<2	2.1	284

- not analysed | -- element not determined | I.S. insufficient sample | L.N.R. listed not received

SGS Canada | CA MIN Burnaby, BC 3260 Production Way, Burnaby, BC V5A 4W4 Burnaby CANADA t +1 (604) 638 2349 f www.sgs.com

Member of the SGS Group (SGS SA)

SGS

Order Number PO:
Project DECOORS MINING
Submission Number *BBY*DECOORS/Bralorne North, Bralorne South and Brett/479 MMI
Number of Samples 86

ANALYSIS REPORT BBM20-03135

Element	Li	Mg	Mn	Mo	Nb	Nd
Method	GE_MMIME	GE_MMIME	GE_MMIME	GE_MMIME	GE_MMIME	GE_MMIME
Lower Limit	1	0.5	100	2	0.5	1
Upper Limit	--	--	--	--	--	--
Unit	ppb	ppm m / m	ppb	ppb	ppb	ppb
*Rep 1182	<1	12.7	4200	6	7.2	72
*Blk BLANK	<1	<0.5	<100	<2	<0.5	<1
*Rep 1203	<1	8.1	200	5	<0.5	170
*Rep 1192	<1	51.0	700	3	2.1	66
*Rep 1136	2	11.5	12100	12	9.7	134
*Std AMIS0169	1	26.2	3300	3	2.4	332
*Blk BLANK	<1	<0.5	<100	<2	<0.5	<1
*Rep 1152	4	130	6200	27	<0.5	57
*Blk BLANK	<1	<0.5	<100	<2	<0.5	<1

Element	Ni	P	Pb	Pd	Pr	Pt
Method	GE_MMIME	GE_MMIME	GE_MMIME	GE_MMIME	GE_MMIME	GE_MMIME
Lower Limit	5	0.1	5	1	0.5	0.1
Upper Limit	--	--	--	--	--	--
Unit	ppb	ppm m / m	ppb	ppb	ppb	ppb
1125	219	2.5	<5	<1	1.4	<0.1
1126	88	1.3	<5	<1	<0.5	<0.1
1127	192	1.6	<5	<1	2.8	<0.1
1128	249	0.8	<5	<1	4.0	<0.1
1129	780	3.5	67	<1	3.9	<0.1
1130	1400	0.3	13	<1	7.4	<0.1
1131	1130	4.8	23	<1	5.7	<0.1
1132	1970	2.2	62	<1	10.5	<0.1
1133	1460	1.0	47	<1	35.0	<0.1
1134	733	2.4	336	<1	70.7	<0.1
1135	255	12.5	272	<1	46.5	<0.1
1136	348	14.0	373	<1	30.4	<0.1
1137	616	2.9	20	<1	4.3	<0.1

- not analysed | -- element not determined | I.S. insufficient sample | L.N.R. listed not received

SGS Canada | CA MIN Burnaby, BC 3260 Production Way, Burnaby, BC V5A 4W4 Burnaby CANADA t +1 (604) 638 2349 f www.sgs.com

Member of the SGS Group (SGS SA)

SGS

Order Number PO:
Project DECOORS MINING
Submission Number *BBY*DECOORS/Bralorne North, Bralorne South and Brett/479 MMI
Number of Samples 86

ANALYSIS REPORT BBM20-03135

Element	Ni	P	Pb	Pd	Pr	Pt
Method	GE_MMIME	GE_MMIME	GE_MMIME	GE_MMIME	GE_MMIME	GE_MMIME
Lower Limit	5	0.1	5	1	0.5	0.1
Upper Limit	--	--	--	--	--	--
Unit	ppb	ppm m / m	ppb	ppb	ppb	ppb
1138	4010	0.3	31	<1	10.8	<0.1
1139	479	3.9	357	<1	165	<0.1
1140	859	7.0	190	<1	39.4	<0.1
1141	964	2.2	23	<1	6.2	<0.1
1142	387	2.3	19	<1	3.0	<0.1
1143	536	2.9	12	<1	2.1	<0.1
1144	1060	0.4	<5	<1	2.4	<0.1
1145	1190	1.1	18	<1	2.9	<0.1
1146	381	4.6	6	<1	1.6	<0.1
1147	132	3.3	<5	<1	1.1	<0.1
1148	429	6.1	40	<1	1.6	<0.1
1149	188	1.2	<5	<1	3.7	<0.1
1150	670	2.7	14	<1	3.1	<0.1
1151	1480	1.4	20	<1	5.2	<0.1
1152	2520	1.2	52	<1	7.9	<0.1
1153	887	1.3	79	<1	38.8	<0.1
1154	289	1.8	185	<1	46.8	<0.1
1155	582	13.7	261	<1	23.5	<0.1
1156	217	13.2	168	<1	10.5	<0.1
1157	378	8.6	230	<1	40.7	<0.1
1158	664	1.8	74	<1	55.4	<0.1
1159	1210	1.2	<5	<1	1.6	<0.1
1160	1950	1.3	<5	<1	1.6	<0.1
1161	571	3.9	<5	<1	2.8	<0.1
1162	545	1.6	5	<1	2.3	<0.1
1163	4350	1.6	13	<1	10.0	<0.1
1164	4680	2.7	52	<1	2.3	<0.1
1165	1460	1.7	7	<1	6.1	<0.1
1166	312	6.0	<5	<1	1.2	<0.1

- not analysed | -- element not determined | I.S. insufficient sample | L.N.R. listed not received

SGS Canada | CA MIN Burnaby, BC 3260 Production Way, Burnaby, BC V5A 4W4 Burnaby CANADA t +1 (604) 638 2349 f www.sgs.com

Member of the SGS Group (SGS SA)

SGS

Order Number PO:
Project DECOORS MINING
Submission Number *BBY*DECOORS/Bralorne North, Bralorne South and Brett/479 MMI
Number of Samples 86

ANALYSIS REPORT BBM20-03135

Element	Ni	P	Pb	Pd	Pr	Pt
Method	GE_MMIME	GE_MMIME	GE_MMIME	GE_MMIME	GE_MMIME	GE_MMIME
Lower Limit	5	0.1	5	1	0.5	0.1
Upper Limit	--	--	--	--	--	--
Unit	ppb	ppm m / m	ppb	ppb	ppb	ppb
1167	1280	1.6	8	<1	18.0	<0.1
1168	385	4.3	59	<1	14.9	<0.1
1169	502	2.1	72	<1	36.0	<0.1
1170	980	0.8	27	<1	21.5	<0.1
1171	268	1.7	10	<1	12.0	<0.1
1172	520	3.6	<5	<1	1.3	<0.1
1173	300	12.0	94	<1	34.9	<0.1
1174	369	1.9	7	<1	1.7	<0.1
1175	220	13.7	186	<1	11.0	<0.1
1176	551	11.4	353	<1	58.3	<0.1
1177	53	7.3	209	<1	17.6	<0.1
1178	212	2.3	10	<1	10.6	<0.1
1179	77	14.2	173	<1	18.1	<0.1
1180	79	6.5	214	<1	43.7	<0.1
1181	305	5.5	24	<1	13.3	<0.1
1182	191	11.3	208	<1	16.4	<0.1
1183	333	12.6	261	<1	18.0	<0.1
1184	241	2.7	22	<1	28.2	<0.1
1185	319	10.9	192	<1	16.7	<0.1
1186	394	5.0	113	<1	26.0	<0.1
1187	194	0.4	<5	<1	12.2	<0.1
1188	361	3.2	230	<1	27.2	<0.1
1189	204	13.4	116	<1	18.6	<0.1
1190	170	4.9	33	<1	9.5	<0.1
1191	370	27.0	161	<1	9.4	<0.1
1192	318	2.4	51	<1	15.5	<0.1
1193	532	0.2	9	<1	26.3	<0.1
1194	289	13.0	110	<1	12.5	<0.1
1195	669	6.7	116	<1	29.6	<0.1

- not analysed | -- element not determined | I.S. insufficient sample | L.N.R. listed not received

SGS Canada | CA MIN Burnaby, BC 3260 Production Way, Burnaby, BC V5A 4W4 Burnaby CANADA t +1 (604) 638 2349 f www.sgs.com

Member of the SGS Group (SGS SA)

SGS

Order Number PO:
Project DECOORS MINING
Submission Number *BBY*DECOORS/Bralorne North, Bralorne South and Brett/479 MMI
Number of Samples 86

ANALYSIS REPORT BBM20-03135

Element	Ni	P	Pb	Pd	Pr	Pt
Method	GE_MMIME	GE_MMIME	GE_MMIME	GE_MMIME	GE_MMIME	GE_MMIME
Lower Limit	5	0.1	5	1	0.5	0.1
Upper Limit	--	--	--	--	--	--
Unit	ppb	ppm m / m	ppb	ppb	ppb	ppb
1196	245	2.8	5	<1	1.8	<0.1
1197	328	2.0	<5	<1	2.7	<0.1
1198	435	1.7	6	<1	2.5	<0.1
1199	221	3.2	47	<1	11.5	<0.1
1200	35	0.8	11	<1	9.7	<0.1
1201	124	0.2	9	<1	12.1	<0.1
1202	124	2.7	133	<1	10.1	<0.1
1203	64	0.2	17	<1	28.4	<0.1
1204	62	0.4	31	<1	40.0	<0.1
1205	88	0.5	40	<1	18.7	<0.1
1206	39	0.1	20	<1	37.5	<0.1
1207	221	0.2	12	<1	7.6	<0.1
1208	41	0.4	41	<1	33.0	<0.1
1209	270	2.3	23	<1	11.9	<0.1
1210	508	2.4	87	<1	29.7	<0.1
*Std AMIS0169	301	2.6	71	<1	73.6	<0.1
*Rep 1182	197	12.3	230	<1	16.0	<0.1
*Blk BLANK	<5	<0.1	<5	<1	<0.5	<0.1
*Rep 1203	68	0.2	16	<1	29.4	<0.1
*Rep 1192	344	2.4	45	<1	14.7	<0.1
*Rep 1136	380	11.9	326	<1	32.8	<0.1
*Std AMIS0169	320	2.6	83	<1	86.4	<0.1
*Blk BLANK	<5	<0.1	<5	<1	<0.5	<0.1
*Rep 1152	2340	1.4	46	<1	7.7	<0.1
*Blk BLANK	<5	<0.1	<5	<1	<0.5	<0.1

- not analysed | -- element not determined | I.S. insufficient sample | L.N.R. listed not received

SGS Canada | CA MIN Burnaby, BC 3260 Production Way, Burnaby, BC V5A 4W4 Burnaby CANADA t +1 (604) 638 2349 f www.sgs.com
Member of the SGS Group (SGS SA)

SGS

Order Number PO:
Project DECOORS MINING
Submission Number *BBY*DECOORS/Bralorne North, Bralorne South and Brett/479 MMI
Number of Samples 86

ANALYSIS REPORT BBM20-03135

Element	Rb	Sb	Sc	Se	Sm	Sn
Method	GE_MMIME	GE_MMIME	GE_MMIME	GE_MMIME	GE_MMIME	GE_MMIME
Lower Limit	1	0.5	5	2	1	1
Upper Limit	--	--	--	--	--	--
Unit	ppb	ppb	ppb	ppb	ppb	ppb
1125	25	1.8	13	9	3	<1
1126	8	2.1	10	8	<1	<1
1127	30	1.8	29	12	5	<1
1128	19	1.7	22	17	7	<1
1129	70	0.8	15	12	7	<1
1130	13	1.3	19	14	17	<1
1131	30	1.1	11	18	14	<1
1132	76	1.1	22	24	31	<1
1133	90	3.4	56	7	43	<1
1134	82	0.8	31	4	60	<1
1135	55	<0.5	25	8	35	<1
1136	52	0.5	22	13	28	<1
1137	14	3.9	13	23	5	<1
1138	34	1.2	28	21	20	<1
1139	122	1.9	57	15	144	<1
1140	88	4.3	58	5	39	<1
1141	73	0.7	17	22	11	<1
1142	55	0.7	10	10	5	<1
1143	76	<0.5	12	25	5	<1
1144	9	1.0	10	11	5	<1
1145	29	0.7	12	21	7	<1
1146	21	1.0	13	8	3	<1
1147	7	1.6	16	7	3	<1
1148	15	1.2	27	6	3	<1
1149	43	0.9	20	18	5	<1
1150	72	1.1	7	9	11	<1
1151	64	1.8	11	11	14	<1
1152	20	1.1	19	8	32	<1
1153	56	7.4	70	4	40	<1

- not analysed | -- element not determined | I.S. insufficient sample | L.N.R. listed not received

SGS Canada | CA MIN Burnaby, BC 3260 Production Way, Burnaby, BC V5A 4W4 Burnaby CANADA t +1 (604) 638 2349 f www.sgs.com
Member of the SGS Group (SGS SA)

SGS

Order Number PO:
Project DECOORS MINING
Submission Number *BBY*DECOORS/Bralorne North, Bralorne South and Brett/479 MMI
Number of Samples 86

ANALYSIS REPORT BBM20-03135

Element	Rb	Sb	Sc	Se	Sm	Sn
Method	GE_MMIME	GE_MMIME	GE_MMIME	GE_MMIME	GE_MMIME	GE_MMIME
Lower Limit	1	0.5	5	2	1	1
Upper Limit	--	--	--	--	--	--
Unit	ppb	ppb	ppb	ppb	ppb	ppb
1154	131	<0.5	18	7	39	<1
1155	93	1.0	35	11	20	<1
1156	53	<0.5	11	6	9	<1
1157	72	<0.5	25	<2	32	<1
1158	124	1.3	31	8	49	<1
1159	52	2.0	13	18	4	<1
1160	40	1.0	12	14	3	<1
1161	35	4.2	37	9	5	<1
1162	16	1.4	16	6	4	<1
1163	27	0.7	23	15	15	<1
1164	20	<0.5	15	3	4	<1
1165	38	<0.5	22	9	10	<1
1166	21	0.8	10	12	2	<1
1167	88	<0.5	17	8	25	<1
1168	41	1.0	17	9	15	<1
1169	46	0.8	22	5	34	<1
1170	41	<0.5	22	6	29	<1
1171	58	0.7	13	<2	13	<1
1172	70	1.5	6	13	2	<1
1173	110	3.8	47	3	32	<1
1174	79	0.6	5	5	2	<1
1175	75	1.1	16	4	12	<1
1176	68	0.8	42	8	53	<1
1177	44	<0.5	9	6	15	<1
1178	87	0.5	16	9	15	<1
1179	66	0.6	15	5	17	<1
1180	59	0.8	22	<2	38	<1
1181	131	0.7	18	3	16	<1
1182	43	<0.5	13	4	13	<1

- not analysed | -- element not determined | I.S. insufficient sample | L.N.R. listed not received

SGS Canada | CA MIN Burnaby, BC 3260 Production Way, Burnaby, BC V5A 4W4 Burnaby CANADA t +1 (604) 638 2349 f www.sgs.com
Member of the SGS Group (SGS SA)

SGS

Order Number PO:
Project DECOORS MINING
Submission Number *BBY*DECOORS/Bralorne North, Bralorne South and Brett/479 MMI
Number of Samples 86

ANALYSIS REPORT BBM20-03135

Element	Rb	Sb	Sc	Se	Sm	Sn
Method	GE_MMIME	GE_MMIME	GE_MMIME	GE_MMIME	GE_MMIME	GE_MMIME
Lower Limit	1	0.5	5	2	1	1
Upper Limit	--	--	--	--	--	--
Unit	ppb	ppb	ppb	ppb	ppb	ppb
1183	63	0.6	19	<2	16	<1
1184	133	0.7	18	5	25	<1
1185	84	0.6	17	<2	15	<1
1186	110	0.8	21	<2	22	<1
1187	27	0.6	21	7	17	<1
1188	123	1.1	17	8	22	<1
1189	68	0.7	22	4	16	<1
1190	84	1.3	16	3	9	<1
1191	39	0.7	16	<2	8	<1
1192	100	<0.5	6	<2	12	<1
1193	41	0.5	31	6	34	<1
1194	57	1.7	20	6	12	<1
1195	86	1.1	29	12	25	<1
1196	23	1.3	13	4	3	<1
1197	14	1.1	15	6	5	<1
1198	11	0.9	16	11	4	<1
1199	216	2.4	28	5	11	<1
1200	248	1.3	13	6	10	<1
1201	201	0.9	22	5	22	<1
1202	104	<0.5	10	4	8	<1
1203	141	3.1	35	8	52	<1
1204	180	0.7	15	3	35	<1
1205	217	0.6	12	7	17	<1
1206	179	1.0	18	7	33	<1
1207	38	0.8	16	12	13	<1
1208	156	0.9	16	8	31	<1
1209	213	1.1	10	10	12	<1
1210	174	4.4	47	3	35	<1
*Std AMIS0169	225	1.0	43	22	45	<1

- not analysed | -- element not determined | I.S. insufficient sample | L.N.R. listed not received

SGS Canada | CA MIN Burnaby, BC 3260 Production Way, Burnaby, BC V5A 4W4 Burnaby CANADA t +1 (604) 638 2349 f www.sgs.com

Member of the SGS Group (SGS SA)

SGS

Order Number PO:
Project DECOORS MINING
Submission Number *BBY*DECOORS/Bralorne North, Bralorne South and Brett/479 MMI
Number of Samples 86

ANALYSIS REPORT BBM20-03135

Element	Rb	Sb	Sc	Se	Sm	Sn
Method	GE_MMIME	GE_MMIME	GE_MMIME	GE_MMIME	GE_MMIME	GE_MMIME
Lower Limit	1	0.5	5	2	1	1
Upper Limit	--	--	--	--	--	--
Unit	ppb	ppb	ppb	ppb	ppb	ppb
*Rep 1182	42	0.5	13	<2	15	<1
*Blk BLANK	<1	<0.5	<5	<2	<1	1
*Rep 1203	143	2.2	29	4	45	<1
*Rep 1192	90	<0.5	6	<2	11	<1
*Rep 1136	56	<0.5	22	9	26	<1
*Std AMIS0169	230	0.8	42	29	49	<1
*Blk BLANK	<1	<0.5	<5	<2	<1	<1
*Rep 1152	19	1.0	18	15	31	<1
*Blk BLANK	<1	<0.5	<5	<2	<1	<1

Element	Sr	Ta	Tb	Te	Th	Ti
Method	GE_MMIME	GE_MMIME	GE_MMIME	GE_MMIME	GE_MMIME	GE_MMIME
Lower Limit	10	1	0.1	10	0.5	10
Upper Limit	--	--	--	--	--	--
Unit	ppb	ppb	ppb	ppb	ppb	ppb
1125	620	<1	0.6	<10	0.5	40
1126	440	<1	0.2	<10	<0.5	40
1127	700	<1	1.2	<10	1.4	20
1128	1390	<1	1.5	<10	1.9	<10
1129	1240	<1	1.6	<10	4.9	50
1130	2570	<1	3.5	<10	4.6	<10
1131	1390	<1	3.1	<10	7.9	60
1132	1800	<1	7.2	<10	24.7	50
1133	1640	<1	7.4	<10	29.9	180
1134	530	<1	6.9	<10	19.2	1270
1135	540	<1	4.0	<10	16.0	1850
1136	460	<1	3.9	<10	16.3	1920
1137	1370	<1	0.8	<10	5.3	210

- not analysed | -- element not determined | I.S. insufficient sample | L.N.R. listed not received

SGS Canada | CA MIN Burnaby, BC 3260 Production Way, Burnaby, BC V5A 4W4 Burnaby CANADA t +1 (604) 638 2349 f www.sgs.com
Member of the SGS Group (SGS SA)

SGS

Order Number PO:
Project DECOORS MINING
Submission Number *BBY*DECOORS/Bralorne North, Bralorne South and Brett/479 MMI
Number of Samples 86

ANALYSIS REPORT BBM20-03135

Element	Sr	Ta	Tb	Te	Th	Ti
Method	GE_MMIME	GE_MMIME	GE_MMIME	GE_MMIME	GE_MMIME	GE_MMIME
Lower Limit	10	1	0.1	10	0.5	10
Upper Limit	--	--	--	--	--	--
Unit	ppb	ppb	ppb	ppb	ppb	ppb
1138	2340	<1	4.7	<10	4.2	30
1139	540	<1	18.1	<10	52.3	1660
1140	500	<1	5.9	<10	21.0	1650
1141	1180	<1	2.7	<10	8.2	40
1142	1180	<1	1.2	<10	3.4	30
1143	2160	<1	1.2	<10	2.1	30
1144	1110	<1	1.5	<10	1.7	<10
1145	1040	<1	1.7	<10	4.4	<10
1146	550	<1	0.7	<10	0.7	40
1147	570	<1	0.7	<10	<0.5	40
1148	600	<1	0.8	<10	1.3	70
1149	1540	<1	1.0	<10	1.5	10
1150	1770	<1	2.0	<10	5.1	20
1151	1990	<1	2.2	<10	11.3	20
1152	2000	<1	6.9	<10	19.8	10
1153	1260	<1	6.1	<10	24.3	2740
1154	830	<1	4.9	<10	11.1	510
1155	410	<1	2.6	<10	17.1	2220
1156	530	<1	1.1	<10	6.6	810
1157	680	<1	3.8	<10	14.2	1970
1158	910	<1	6.3	<10	21.9	660
1159	2340	<1	0.7	<10	1.9	10
1160	2380	<1	0.6	<10	1.5	10
1161	580	<1	1.2	<10	1.2	300
1162	560	<1	0.7	<10	1.3	50
1163	1090	<1	2.7	<10	6.2	30
1164	1210	<1	1.1	<10	1.2	30
1165	860	<1	1.7	<10	3.0	10
1166	710	<1	0.6	<10	<0.5	50

- not analysed | -- element not determined | I.S. insufficient sample | L.N.R. listed not received

SGS Canada | CA MIN Burnaby, BC 3260 Production Way, Burnaby, BC V5A 4W4 Burnaby CANADA t +1 (604) 638 2349 f www.sgs.com
Member of the SGS Group (SGS SA)

SGS

Order Number PO:
Project DECOORS MINING
Submission Number *BBY*DECOORS/Bralorne North, Bralorne South and Brett/479 MMI
Number of Samples 86

ANALYSIS REPORT BBM20-03135

Element	Sr	Ta	Tb	Te	Th	Ti
Method	GE_MMIME	GE_MMIME	GE_MMIME	GE_MMIME	GE_MMIME	GE_MMIME
Lower Limit	10	1	0.1	10	0.5	10
Upper Limit	--	--	--	--	--	--
Unit	ppb	ppb	ppb	ppb	ppb	ppb
1167	1990	<1	4.0	<10	5.7	10
1168	840	<1	1.6	<10	4.1	210
1169	1080	<1	3.9	<10	10.7	120
1170	2500	<1	3.7	<10	8.0	20
1171	1220	<1	1.5	<10	7.9	40
1172	1590	<1	0.3	<10	<0.5	30
1173	480	<1	3.7	<10	13.7	690
1174	1530	<1	0.2	<10	<0.5	50
1175	920	<1	1.4	<10	6.8	580
1176	680	<1	6.5	<10	17.7	1060
1177	220	<1	1.8	<10	4.9	310
1178	1630	<1	2.2	<10	7.7	40
1179	410	<1	1.8	<10	4.9	390
1180	190	<1	4.3	<10	9.1	460
1181	1080	<1	2.0	<10	10.4	130
1182	440	<1	1.5	<10	8.9	850
1183	370	<1	1.8	<10	10.1	1240
1184	840	<1	2.4	<10	8.7	130
1185	480	<1	1.7	<10	9.9	1240
1186	770	<1	2.7	<10	7.4	290
1187	1950	<1	2.1	<10	9.5	20
1188	570	<1	2.7	<10	15.4	540
1189	430	<1	1.9	<10	11.4	730
1190	1070	<1	1.0	<10	8.6	220
1191	330	<1	1.0	<10	8.4	1140
1192	1310	<1	1.4	<10	8.0	240
1193	2310	<1	4.1	<10	13.0	20
1194	710	<1	1.6	<10	8.0	480
1195	680	<1	2.8	<10	13.3	630

- not analysed | -- element not determined | I.S. insufficient sample | L.N.R. listed not received

SGS Canada | CA MIN Burnaby, BC 3260 Production Way, Burnaby, BC V5A 4W4 Burnaby CANADA t +1 (604) 638 2349 f www.sgs.com
Member of the SGS Group (SGS SA)

SGS

Order Number PO:
Project DECOORS MINING
Submission Number *BBY*DECOORS/Bralorne North, Bralorne South and Brett/479 MMI
Number of Samples 86

ANALYSIS REPORT BBM20-03135

Element	Sr	Ta	Tb	Te	Th	Ti
Method	GE_MMIME	GE_MMIME	GE_MMIME	GE_MMIME	GE_MMIME	GE_MMIME
Lower Limit	10	1	0.1	10	0.5	10
Upper Limit	--	--	--	--	--	--
Unit	ppb	ppb	ppb	ppb	ppb	ppb
1196	930	<1	0.7	<10	<0.5	30
1197	760	<1	1.0	<10	<0.5	20
1198	910	<1	0.8	<10	<0.5	10
1199	970	<1	1.5	<10	7.5	350
1200	670	<1	1.1	<10	4.2	40
1201	3530	<1	3.8	<10	3.0	<10
1202	240	<1	1.0	<10	6.6	320
1203	340	<1	6.5	<10	22.9	70
1204	530	<1	3.4	<10	4.0	110
1205	440	<1	1.9	<10	4.4	100
1206	480	<1	3.1	<10	5.6	40
1207	1630	<1	1.7	<10	2.5	20
1208	480	<1	3.0	<10	5.9	150
1209	860	<1	1.4	<10	3.4	140
1210	830	<1	4.7	<10	14.0	730
*Std AMIS0169	90	<1	4.0	<10	49.9	230
*Rep 1182	420	<1	1.6	<10	9.1	890
*Blk BLANK	<10	<1	<0.1	<10	<0.5	<10
*Rep 1203	380	<1	6.0	<10	19.2	50
*Rep 1192	1310	<1	1.4	<10	7.0	200
*Rep 1136	500	<1	3.1	<10	12.8	1660
*Std AMIS0169	80	<1	4.6	<10	55.7	350
*Blk BLANK	<10	<1	<0.1	<10	<0.5	<10
*Rep 1152	1960	<1	6.6	<10	18.8	10
*Blk BLANK	<10	<1	<0.1	<10	<0.5	<10

- not analysed | -- element not determined | I.S. insufficient sample | L.N.R. listed not received

SGS Canada | CA MIN Burnaby, BC 3260 Production Way, Burnaby, BC V5A 4W4 Burnaby CANADA t +1 (604) 638 2349 f www.sgs.com

Member of the SGS Group (SGS SA)

SGS

Order Number PO:
Project DECOORS MINING
Submission Number *BBY*DECOORS/Bralorne North, Bralorne South and Brett/479 MMI
Number of Samples 86

ANALYSIS REPORT BBM20-03135

Element	Tl	U	V	W	Y	Yb
Method	GE_MMIME	GE_MMIME	GE_MMIME	GE_MMIME	GE_MMIME	GE_MMIME
Lower Limit	0.1	0.5	1	0.5	1	0.2
Upper Limit	--	--	--	--	--	--
Unit	ppb	ppb	ppb	ppb	ppb	ppb
1125	0.1	0.7	34	1.1	23	2.1
1126	<0.1	<0.5	44	1.5	11	1.2
1127	<0.1	1.3	19	0.8	51	4.0
1128	0.1	4.6	21	0.5	54	3.7
1129	0.2	4.1	4	<0.5	45	3.3
1130	0.2	17.9	5	<0.5	112	5.4
1131	0.2	13.2	7	<0.5	77	5.0
1132	0.7	25.9	9	<0.5	200	11.8
1133	0.3	15.3	27	<0.5	203	13.4
1134	0.3	14.5	46	0.8	196	14.0
1135	0.2	11.3	30	0.6	103	8.7
1136	0.2	11.7	26	0.6	89	7.8
1137	0.2	5.9	30	0.5	21	1.5
1138	0.2	31.6	5	<0.5	160	8.5
1139	0.3	22.9	95	1.2	453	29.0
1140	0.2	11.1	62	1.0	149	10.3
1141	0.5	12.4	4	<0.5	62	4.1
1142	0.2	6.9	4	<0.5	27	1.9
1143	0.2	5.1	4	<0.5	34	2.0
1144	0.1	2.1	10	<0.5	52	2.6
1145	0.2	8.5	6	<0.5	49	2.8
1146	<0.1	0.8	13	<0.5	25	1.9
1147	<0.1	<0.5	42	1.7	30	2.4
1148	<0.1	0.7	15	0.5	27	2.5
1149	<0.1	3.8	20	0.6	44	3.5
1150	0.4	26.3	6	<0.5	51	2.8
1151	0.3	37.7	5	<0.5	65	3.9
1152	0.2	32.1	4	<0.5	188	9.9
1153	0.4	15.0	83	1.3	152	8.9

- not analysed | -- element not determined | I.S. insufficient sample | L.N.R. listed not received

SGS Canada | CA MIN Burnaby, BC 3260 Production Way, Burnaby, BC V5A 4W4 Burnaby CANADA t +1 (604) 638 2349 f www.sgs.com

Member of the SGS Group (SGS SA)

SGS

Order Number PO:
Project DECOORS MINING
Submission Number *BBY*DECOORS/Bralorne North, Bralorne South and Brett/479 MMI
Number of Samples 86

ANALYSIS REPORT BBM20-03135

Element	Tl	U	V	W	Y	Yb
Method	GE_MMIME	GE_MMIME	GE_MMIME	GE_MMIME	GE_MMIME	GE_MMIME
Lower Limit	0.1	0.5	1	0.5	1	0.2
Upper Limit	--	--	--	--	--	--
Unit	ppb	ppb	ppb	ppb	ppb	ppb
1154	0.2	10.0	38	0.6	130	8.0
1155	0.3	8.3	42	0.8	84	6.5
1156	0.1	5.0	11	<0.5	25	2.3
1157	0.3	8.8	32	0.6	95	7.4
1158	0.3	15.1	37	0.6	159	11.3
1159	<0.1	7.3	4	<0.5	27	1.1
1160	<0.1	5.1	6	<0.5	22	1.3
1161	0.1	3.6	64	2.0	60	4.9
1162	0.2	1.7	24	1.0	28	1.8
1163	0.2	8.1	8	<0.5	87	5.1
1164	0.2	2.5	6	<0.5	38	2.6
1165	<0.1	2.4	8	<0.5	59	4.2
1166	<0.1	0.7	26	0.6	24	1.6
1167	0.2	4.4	6	<0.5	129	6.8
1168	0.2	3.1	32	<0.5	53	2.8
1169	0.2	9.0	43	<0.5	89	5.9
1170	0.1	5.4	6	<0.5	98	5.7
1171	0.2	5.6	11	<0.5	43	2.7
1172	<0.1	8.3	13	<0.5	10	0.6
1173	0.2	9.3	65	<0.5	100	6.9
1174	<0.1	2.4	11	<0.5	6	0.5
1175	0.3	9.4	20	<0.5	40	3.7
1176	0.3	8.0	54	<0.5	156	12.3
1177	0.1	6.2	14	<0.5	37	3.3
1178	0.2	11.6	8	<0.5	64	3.8
1179	0.2	10.0	17	<0.5	50	4.2
1180	0.3	12.9	20	<0.5	114	8.4
1181	0.2	8.5	16	<0.5	53	4.1
1182	0.2	6.8	21	<0.5	36	3.3

- not analysed | -- element not determined | I.S. insufficient sample | L.N.R. listed not received

SGS Canada | CA MIN Burnaby, BC 3260 Production Way, Burnaby, BC V5A 4W4 Burnaby CANADA t +1 (604) 638 2349 f www.sgs.com

Member of the SGS Group (SGS SA)

SGS

Order Number PO:
Project DECOORS MINING
Submission Number *BBY*DECOORS/Bralorne North, Bralorne South and Brett/479 MMI
Number of Samples 86

ANALYSIS REPORT BBM20-03135

Element	Tl	U	V	W	Y	Yb
Method	GE_MMIME	GE_MMIME	GE_MMIME	GE_MMIME	GE_MMIME	GE_MMIME
Lower Limit	0.1	0.5	1	0.5	1	0.2
Upper Limit	--	--	--	--	--	--
Unit	ppb	ppb	ppb	ppb	ppb	ppb
1183	0.2	9.7	22	<0.5	58	4.8
1184	0.5	10.8	23	<0.5	59	4.1
1185	0.2	7.3	35	<0.5	48	4.1
1186	0.1	9.1	24	<0.5	79	5.2
1187	0.2	10.0	6	<0.5	53	3.0
1188	0.2	8.9	41	<0.5	65	4.9
1189	0.1	8.0	22	<0.5	49	4.6
1190	0.1	6.9	41	<0.5	26	1.9
1191	<0.1	8.8	18	<0.5	30	3.0
1192	0.1	6.5	28	<0.5	31	2.7
1193	0.2	11.6	12	<0.5	105	5.2
1194	0.1	9.1	28	<0.5	44	3.1
1195	0.3	8.7	70	<0.5	67	5.7
1196	<0.1	0.8	16	<0.5	21	2.2
1197	<0.1	1.5	16	<0.5	36	3.2
1198	<0.1	1.4	10	<0.5	37	3.3
1199	1.3	8.2	44	<0.5	47	3.9
1200	0.5	7.0	16	<0.5	30	2.3
1201	0.8	13.1	4	<0.5	142	7.4
1202	0.1	6.3	26	<0.5	24	2.4
1203	2.8	16.2	13	<0.5	189	11.9
1204	0.5	5.5	18	<0.5	92	5.8
1205	0.2	6.1	17	<0.5	47	4.0
1206	0.7	7.0	8	<0.5	94	5.8
1207	0.3	7.8	6	<0.5	63	3.0
1208	0.5	6.7	17	<0.5	76	6.0
1209	0.2	5.4	23	<0.5	37	2.2
1210	0.9	13.2	99	<0.5	120	7.8
*Std AMIS0169	1.2	18.9	35	<0.5	90	6.7

- not analysed | -- element not determined | I.S. insufficient sample | L.N.R. listed not received

SGS Canada | CA MIN Burnaby, BC 3260 Production Way, Burnaby, BC V5A 4W4 Burnaby CANADA t +1 (604) 638 2349 f www.sgs.com

Member of the SGS Group (SGS SA)

SGS

Order Number PO:
Project DECOORS MINING
Submission Number *BBY*DECOORS/Bralorne North, Bralorne South and Brett/479 MMI
Number of Samples 86

ANALYSIS REPORT BBM20-03135

Element	Tl	U	V	W	Y	Yb
Method	GE_MMIME	GE_MMIME	GE_MMIME	GE_MMIME	GE_MMIME	GE_MMIME
Lower Limit	0.1	0.5	1	0.5	1	0.2
Upper Limit	--	--	--	--	--	--
Unit	ppb	ppb	ppb	ppb	ppb	ppb
*Rep 1182	0.1	7.1	18	<0.5	38	3.4
*Blk BLANK	<0.1	<0.5	<1	<0.5	<1	<0.2
*Rep 1203	2.6	13.2	9	<0.5	179	10.6
*Rep 1192	0.2	6.1	22	<0.5	29	2.5
*Rep 1136	0.2	10.6	22	0.5	94	7.6
*Std AMIS0169	1.2	20.3	38	0.9	98	7.4
*Blk BLANK	<0.1	<0.5	<1	<0.5	<1	<0.2
*Rep 1152	0.2	30.6	3	<0.5	177	9.0
*Blk BLANK	<0.1	<0.5	<1	<0.5	<1	<0.2

Element	Zn	Zr
Method	GE_MMIME	GE_MMIME
Lower Limit	10	2
Upper Limit	--	--
Unit	ppb	ppb
1125	90	3
1126	30	2
1127	90	10
1128	60	11
1129	1700	7
1130	90	6
1131	470	19
1132	540	53
1133	150	77
1134	170	165
1135	300	166
1136	570	167
1137	120	31

- not analysed | -- element not determined | I.S. insufficient sample | L.N.R. listed not received

SGS Canada | CA MIN Burnaby, BC 3260 Production Way, Burnaby, BC V5A 4W4 Burnaby CANADA t +1 (604) 638 2349 f www.sgs.com

Member of the SGS Group (SGS SA)

SGS

Order Number PO:
Project DECOORS MINING
Submission Number *BBY*DECOORS/Bralorne North, Bralorne South and Brett/479 MMI
Number of Samples 86

ANALYSIS REPORT BBM20-03135

Element	Zn	Zr
Method	GE_MMIME	GE_MMIME
Lower Limit	10	2
Upper Limit	--	--
Unit	ppb	ppb
1138	70	9
1139	210	305
1140	370	179
1141	420	15
1142	200	9
1143	380	5
1144	50	6
1145	150	8
1146	230	3
1147	50	4
1148	900	7
1149	150	11
1150	310	10
1151	100	21
1152	220	23
1153	180	101
1154	90	90
1155	560	170
1156	220	66
1157	830	156
1158	120	97
1159	150	4
1160	130	3
1161	180	11
1162	70	5
1163	130	9
1164	2290	3
1165	180	7
1166	290	4

- not analysed | -- element not determined | I.S. insufficient sample | L.N.R. listed not received

SGS Canada | CA MIN Burnaby, BC 3260 Production Way, Burnaby, BC V5A 4W4 Burnaby CANADA t +1 (604) 638 2349 f www.sgs.com

Member of the SGS Group (SGS SA)

SGS

Order Number PO:
Project DECOORS MINING
Submission Number *BBY*DECOORS/Bralorne North, Bralorne South and Brett/479 MMI
Number of Samples 86

ANALYSIS REPORT BBM20-03135

Element	Zn	Zr
Method	GE_MMIME	GE_MMIME
Lower Limit	10	2
Upper Limit	--	--
Unit	ppb	ppb
1167	210	15
1168	310	48
1169	180	47
1170	170	14
1171	80	25
1172	110	3
1173	570	136
1174	110	7
1175	1230	72
1176	340	163
1177	30	75
1178	100	18
1179	70	76
1180	50	151
1181	120	48
1182	150	119
1183	60	145
1184	70	62
1185	110	120
1186	80	62
1187	20	26
1188	130	126
1189	270	125
1190	60	36
1191	830	128
1192	80	50
1193	140	18
1194	260	73
1195	180	112

- not analysed | -- element not determined | I.S. insufficient sample | L.N.R. listed not received

SGS Canada | CA MIN Burnaby, BC 3260 Production Way, Burnaby, BC V5A 4W4 Burnaby CANADA t +1 (604) 638 2349 f www.sgs.com

Member of the SGS Group (SGS SA)

SGS

Order Number PO:
Project DECOORS MINING
Submission Number *BBY*DECOORS/Bralorne North, Bralorne South and Brett/479 MMI
Number of Samples 86

ANALYSIS REPORT BBM20-03135

Element	Zn	Zr
Method	GE_MMIME	GE_MMIME
Lower Limit	10	2
Upper Limit	--	--
Unit	ppb	ppb
1196	270	3
1197	180	5
1198	390	4
1199	280	62
1200	80	27
1201	60	11
1202	20	94
1203	20	64
1204	20	41
1205	20	48
1206	20	41
1207	40	11
1208	20	59
1209	120	27
1210	220	77
*Std AMIS0169	150	33
*Rep 1182	190	119
*Blk BLANK	<10	<2
*Rep 1203	10	49
*Rep 1192	70	46
*Rep 1136	590	152
*Std AMIS0169	140	34
*Blk BLANK	<10	<2
*Rep 1152	170	22
*Blk BLANK	<10	<2

- not analysed | -- element not determined | I.S. insufficient sample | L.N.R. listed not received

SGS Canada | CA MIN Burnaby, BC 3260 Production Way, Burnaby, BC V5A 4W4 Burnaby CANADA t +1 (604) 638 2349 f www.sgs.com

Member of the SGS Group (SGS SA)

ANALYSIS REPORT BBM20-03139

To COD SGS MINERALS - GEOCHEM VANCOUVER
ACCOUNTS PAYABLE
SGS CANADA INC
3260 PRODUCTION WAY
BURNABY V5A 4W4
BC
CANADA

Order Number	PO:	Date Received	19-Jun-2020
Project	DECOORS MINING	Date Analysed	23-Jun-2020 - 30-Jun-2020
Submission Number	*BBY*DECOORS/Bralorne North, Bralorne South and Brett/479 MMI	Date Completed	30-Jun-2020
		SGS Order Number	BBM20-03139
Number of Samples	86		

Methods Summary

Number of Sample	Method Code	Description
86	G_LOG	Sample Registration Fee
86	G_WGH_KG	Weight of samples received
86	GE_MMIME	Mobile Metal ION enhanced package, ICP-MS

Comments

This Report cancels and supersedes the Report No. BBM_U0002717103 dated 30-Jun-2020 issued by SGS Canada (Production Way).
Updated analysed date.

Authorised Signatory

John Chiang
Laboratory Operations Manager

This document is issued by the Company under its General Conditions of Service accessible at http://www.sgs.com/en/Terms-and-Conditions.aspx. Attention is drawn to the limitation of liability, indemnification and jurisdiction issues defined therein. Any holder of this document is advised that information contained hereon reflects the Company's findings at the time of its intervention only and within the limits of Client's instructions, if any. The Company's sole responsibility is to its Client and this document does not exonerate parties to a transaction from exercising all their rights and obligations under the transaction documents. Any unauthorized alteration, forgery or falsification of the content or appearance of this document is unlawful and offenders may be prosecuted to the fullest extent of the law.
WARNING: The sample(s) to which the findings recorded herein (the "Findings") relate was(were) drawn and / or provided by the Client or by a third party acting at the Client's direction. The Findings constitute no warranty of the sample's representativeness of any goods and strictly relate to the sample(s). The Company accepts no liability with regard to the origin or source from which the sample(s) is/are said to be extracted. The findings report on the samples provided by the client and are not intended for commercial or contractual settlement puposes.

- not analysed | -- element not determined | I.S. insufficient sample | L.N.R. listed not received

SGS Canada | CA MIN Burnaby, BC 3260 Production Way, Burnaby, BC V5A 4W4 Burnaby CANADA t +1 (604) 638 2349 f www.sgs.com
Member of the SGS Group (SGS SA)

SGS

Order Number PO:
Project DECOORS MINING
Submission Number *BBY*DECOORS/Bralorne North, Bralorne South and Brett/479 MMI
Number of Samples 86

ANALYSIS REPORT BBM20-03139

Element	Wtkg	Ag	Al	As	Au	Ba
Method	G_WGH_KG	GE_MMIME	GE_MMIME	GE_MMIME	GE_MMIME	GE_MMIME
Lower Limit	0.01	0.5	1	10	0.1	10
Upper Limit	--	--	--	--	--	--
Unit	kg	ppb	ppm m / m	ppb	ppb	ppb
1211	0.68	67.4	84	60	0.2	870
1212	0.49	46.8	132	70	<0.1	820
1213	0.60	31.0	92	50	<0.1	390
1214	0.55	31.1	72	250	0.1	630
1215	0.66	22.1	125	250	<0.1	2330
1216	0.69	78.4	92	210	1.0	1890
1217	0.53	21.5	158	280	<0.1	2780
1218	0.54	21.0	93	120	<0.1	840
1219	0.65	45.9	37	60	0.4	5720
1220	0.78	15.2	53	<10	<0.1	2200
1221	0.57	71.0	34	<10	0.3	4780
1222	0.67	74.2	20	<10	0.9	7070
1223	0.63	14.9	67	10	<0.1	1390
1224	0.55	16.7	78	10	<0.1	1810
1225	0.59	23.8	83	40	0.2	1620
1226	0.75	13.4	65	<10	<0.1	1640
1227	0.80	26.4	42	<10	0.3	2120
1228	0.32	18.1	46	10	0.2	1910
1229	0.64	23.7	23	<10	0.1	2520
1230	0.67	16.0	78	20	<0.1	4220
1231	0.65	15.0	105	20	<0.1	2720
1232	0.69	20.2	42	<10	0.2	3650
1233	0.76	25.6	55	10	0.1	2140
1234	0.68	18.0	107	30	<0.1	1000
1235	0.70	42.9	27	<10	0.4	4810
1236	0.68	22.2	18	<10	0.3	2460
1237	0.49	21.6	76	120	0.1	640
1238	0.48	16.4	80	90	<0.1	1480
1239	0.72	27.1	90	160	0.4	1130

- not analysed | -- element not determined | I.S. insufficient sample | L.N.R. listed not received

SGS Canada | CA MIN Burnaby, BC 3260 Production Way, Burnaby, BC V5A 4W4 Burnaby CANADA t +1 (604) 638 2349 f www.sgs.com

Member of the SGS Group (SGS SA)

SGS

Order Number PO:
Project DECOORS MINING
Submission Number *BBY*DECOORS/Bralorne North, Bralorne South and Brett/479 MMI
Number of Samples 86

ANALYSIS REPORT BBM20-03139

Element	Wtkg	Ag	Al	As	Au	Ba
Method	G_WGH_KG	GE_MMIME	GE_MMIME	GE_MMIME	GE_MMIME	GE_MMIME
Lower Limit	0.01	0.5	1	10	0.1	10
Upper Limit	--	--	--	--	--	--
Unit	kg	ppb	ppm m / m	ppb	ppb	ppb
1240	0.68	26.1	101	140	<0.1	1880
1241	0.66	31.1	95	90	<0.1	1220
1242	0.62	20.7	62	<10	<0.1	4980
1243	0.46	7.7	83	30	0.1	1060
1244	0.47	7.7	124	<10	<0.1	1290
1245	0.55	17.8	69	10	<0.1	1800
1246	0.77	20.3	20	10	0.3	1180
1247	0.55	23.0	69	50	0.2	960
1248	0.64	18.0	122	260	<0.1	1680
1249	0.56	13.3	33	130	1.1	980
1250	0.82	10.7	34	30	0.2	1230
1251	0.62	19.3	56	40	0.1	740
1252	0.66	23.3	34	20	<0.1	1020
1253	0.64	54.3	27	<10	<0.1	1860
1254	0.66	54.9	130	40	0.2	890
1255	0.81	16.3	49	70	0.3	2170
1256	0.66	17.3	85	50	<0.1	1230
1257	0.77	26.6	17	40	0.2	1910
1258	0.78	68.1	22	10	0.4	2710
1259	0.55	24.6	15	<10	0.7	920
1260	0.79	16.1	25	50	0.2	4490
1261	0.55	12.6	55	10	0.2	870
1262	0.85	29.6	20	<10	0.4	1150
1263	0.66	34.8	22	30	0.4	2470
1264	0.57	22.4	43	30	<0.1	950
1265	0.57	69.6	26	10	0.6	2440
1266	0.48	27.1	70	30	0.2	1070
1267	0.49	78.4	26	20	0.4	2620
1268	0.60	23.5	30	20	0.3	2560

- not analysed | -- element not determined | I.S. insufficient sample | L.N.R. listed not received

SGS Canada | CA MIN Burnaby, BC 3260 Production Way, Burnaby, BC V5A 4W4 Burnaby CANADA t +1 (604) 638 2349 f www.sgs.com

Member of the SGS Group (SGS SA)

SGS

Order Number PO:
Project DECOORS MINING
Submission Number *BBY*DECOORS/Bralorne North, Bralorne South and Brett/479 MMI
Number of Samples 86

ANALYSIS REPORT BBM20-03139

Element	Wtkg	Ag	Al	As	Au	Ba
Method	G_WGH_KG	GE_MMIME	GE_MMIME	GE_MMIME	GE_MMIME	GE_MMIME
Lower Limit	0.01	0.5	1	10	0.1	10
Upper Limit	--	--	--	--	--	--
Unit	kg	ppb	ppm m / m	ppb	ppb	ppb
1269	0.57	22.1	24	<10	0.4	2110
1270	0.65	24.1	21	<10	0.3	2330
1271	0.59	15.4	37	<10	0.2	2770
1272	0.73	20.4	52	10	0.1	3390
1273	0.67	18.5	81	20	0.2	2300
1274	0.90	20.8	18	<10	0.4	2290
1275	0.72	8.5	37	<10	0.1	2480
1276	0.45	5.8	75	30	<0.1	2400
1277	0.65	5.2	135	20	<0.1	1660
1278	0.77	11.3	39	<10	0.2	4130
1279	0.60	14.8	45	<10	0.3	2030
1280	0.87	39.4	13	<10	0.2	3540
1281	0.70	24.3	14	10	0.8	1280
1282	0.76	28.8	13	10	0.2	1200
1283	0.59	27.7	39	20	0.3	1340
1284	0.64	2.0	8	100	0.1	580
1285	0.76	53.5	12	20	0.5	1200
1286	0.59	17.0	21	30	0.2	660
1287	0.67	1.7	15	160	0.2	1500
1288	0.42	37.0	34	30	0.4	2840
1289	0.68	16.1	68	20	0.3	970
1290	0.52	18.9	21	<10	0.2	1070
1291	0.76	14.1	34	<10	0.2	1600
1292	0.35	19.1	78	<10	<0.1	860
1293	0.58	21.1	112	20	0.3	1090
1294	0.41	21.2	84	140	1.7	1140
1295	0.64	18.8	76	30	0.9	1340
1296	0.45	36.8	17	<10	2.2	2430
*Blk BLANK	-	<0.5	<1	<10	<0.1	<10

- not analysed | -- element not determined | I.S. insufficient sample | L.N.R. listed not received

SGS Canada | CA MIN Burnaby, BC 3260 Production Way, Burnaby, BC V5A 4W4 Burnaby CANADA t +1 (604) 638 2349 f www.sgs.com
Member of the SGS Group (SGS SA)

SGS

Order Number PO:
Project DECOORS MINING
Submission Number *BBY*DECOORS/Bralorne North, Bralorne South and Brett/479 MMI
Number of Samples 86

ANALYSIS REPORT BBM20-03139

Element	Wtkg	Ag	Al	As	Au	Ba
Method	G_WGH_KG	GE_MMIME	GE_MMIME	GE_MMIME	GE_MMIME	GE_MMIME
Lower Limit	0.01	0.5	1	10	0.1	10
Upper Limit	--	--	--	--	--	--
Unit	kg	ppb	ppm m / m	ppb	ppb	ppb
*Rep 1238	-	17.6	85	110	0.1	1390
*Rep 1247	-	22.8	89	40	0.2	930
*Std AMIS0169	-	7.8	40	<10	1.3	810
*Rep 1255	-	17.0	56	60	0.2	1940
*Blk BLANK	-	<0.5	<1	<10	<0.1	<10
*Rep 1271	-	17.6	39	<10	0.2	3000
*Std AMIS0169	-	7.6	56	<10	0.3	930
*Rep 1292	-	20.8	67	10	<0.1	980

Element	Bi	Ca	Cd	Ce	Co	Cr
Method	GE_MMIME	GE_MMIME	GE_MMIME	GE_MMIME	GE_MMIME	GE_MMIME
Lower Limit	0.5	2	1	2	1	1
Upper Limit	--	--	--	--	--	--
Unit	ppb	ppm m / m	ppb	ppb	ppb	ppb
1211	0.8	179	139	1330	251	95
1212	0.6	172	33	217	168	75
1213	<0.5	139	32	109	66	40
1214	<0.5	92	9	85	35	36
1215	<0.5	226	10	108	45	40
1216	<0.5	216	11	68	64	30
1217	<0.5	64	2	365	20	78
1218	<0.5	226	18	108	33	38
1219	<0.5	553	12	67	53	47
1220	<0.5	354	8	29	221	30
1221	<0.5	639	13	69	2020	78
1222	<0.5	833	6	10	157	57
1223	<0.5	314	8	125	32	55
1224	<0.5	328	14	92	25	60

- not analysed | -- element not determined | I.S. insufficient sample | L.N.R. listed not received

SGS Canada | CA MIN Burnaby, BC 3260 Production Way, Burnaby, BC V5A 4W4 Burnaby CANADA t +1 (604) 638 2349 f www.sgs.com
Member of the SGS Group (SGS SA)

SGS

Order Number PO:
Project DECOORS MINING
Submission Number *BBY*DECOORS/Bralorne North, Bralorne South and Brett/479 MMI
Number of Samples 86

ANALYSIS REPORT BBM20-03139

Element	Bi	Ca	Cd	Ce	Co	Cr
Method	GE_MMIME	GE_MMIME	GE_MMIME	GE_MMIME	GE_MMIME	GE_MMIME
Lower Limit	0.5	2	1	2	1	1
Upper Limit	--	--	--	--	--	--
Unit	ppb	ppm m / m	ppb	ppb	ppb	ppb
1225	<0.5	301	3	168	42	20
1226	<0.5	104	3	139	36	16
1227	<0.5	522	10	23	26	17
1228	<0.5	349	8	37	123	19
1229	<0.5	608	9	9	53	11
1230	<0.5	163	2	141	32	29
1231	<0.5	74	2	183	33	43
1232	<0.5	531	2	64	26	12
1233	<0.5	353	5	78	28	39
1234	<0.5	190	4	110	47	99
1235	<0.5	664	7	14	91	46
1236	<0.5	565	4	7	26	93
1237	<0.5	248	9	45	18	18
1238	<0.5	210	11	107	47	21
1239	<0.5	181	4	115	37	53
1240	<0.5	183	5	82	56	50
1241	<0.5	136	7	184	29	54
1242	<0.5	360	16	308	51	220
1243	<0.5	204	27	108	44	41
1244	<0.5	270	41	70	19	31
1245	<0.5	212	16	97	67	72
1246	<0.5	287	5	126	119	164
1247	<0.5	278	10	110	38	122
1248	<0.5	250	9	117	66	86
1249	<0.5	266	4	81	147	88
1250	<0.5	343	6	43	32	34
1251	<0.5	252	5	76	41	56
1252	<0.5	229	3	45	41	33
1253	<0.5	769	2	53	31	436

- not analysed | -- element not determined | I.S. insufficient sample | L.N.R. listed not received

SGS Canada | CA MIN Burnaby, BC 3260 Production Way, Burnaby, BC V5A 4W4 Burnaby CANADA t +1 (604) 638 2349 f www.sgs.com

Member of the SGS Group (SGS SA)

SGS

Order Number PO:
Project DECOORS MINING
Submission Number *BBY*DECOORS/Bralorne North, Bralorne South and Brett/479 MMI
Number of Samples 86

ANALYSIS REPORT BBM20-03139

Element	Bi	Ca	Cd	Ce	Co	Cr
Method	GE_MMIME	GE_MMIME	GE_MMIME	GE_MMIME	GE_MMIME	GE_MMIME
Lower Limit	0.5	2	1	2	1	1
Upper Limit	--	--	--	--	--	--
Unit	ppb	ppm m / m	ppb	ppb	ppb	ppb
1254	<0.5	225	14	189	72	69
1255	<0.5	246	5	124	133	48
1256	<0.5	266	11	90	54	24
1257	<0.5	495	10	19	67	39
1258	<0.5	575	5	16	60	45
1259	<0.5	405	7	43	162	42
1260	<0.5	630	6	6	109	23
1261	<0.5	323	22	134	108	118
1262	<0.5	383	9	87	538	57
1263	<0.5	475	10	45	350	80
1264	<0.5	408	16	27	54	35
1265	<0.5	614	15	74	331	199
1266	<0.5	440	30	77	34	133
1267	<0.5	639	12	64	160	105
1268	<0.5	580	11	57	359	88
1269	<0.5	476	7	56	115	52
1270	<0.5	459	9	66	178	57
1271	<0.5	406	4	46	87	51
1272	<0.5	289	3	123	37	76
1273	<0.5	259	4	171	35	97
1274	<0.5	574	3	38	54	46
1275	<0.5	352	3	98	39	85
1276	<0.5	289	15	170	119	120
1277	<0.5	287	9	131	30	52
1278	<0.5	402	5	167	50	75
1279	<0.5	357	8	73	49	89
1280	<0.5	484	3	25	119	45
1281	<0.5	479	4	4	270	341
1282	<0.5	438	6	6	76	98

- not analysed | -- element not determined | I.S. insufficient sample | L.N.R. listed not received

SGS Canada | CA MIN Burnaby, BC 3260 Production Way, Burnaby, BC V5A 4W4 Burnaby CANADA t +1 (604) 638 2349 f www.sgs.com

Member of the SGS Group (SGS SA)

SGS

Order Number PO:
Project DECOORS MINING
Submission Number *BBY*DECOORS/Bralorne North, Bralorne South and Brett/479 MMI
Number of Samples 86

ANALYSIS REPORT BBM20-03139

Element	Bi	Ca	Cd	Ce	Co	Cr
Method	GE_MMIME	GE_MMIME	GE_MMIME	GE_MMIME	GE_MMIME	GE_MMIME
Lower Limit	0.5	2	1	2	1	1
Upper Limit	--	--	--	--	--	--
Unit	ppb	ppm m / m	ppb	ppb	ppb	ppb
1283	<0.5	590	12	33	82	220
1284	<0.5	505	4	10	203	98
1285	<0.5	534	11	3	305	85
1286	<0.5	312	6	15	66	75
1287	<0.5	504	4	22	252	336
1288	<0.5	641	14	24	79	263
1289	<0.5	309	16	98	97	92
1290	<0.5	265	7	59	50	138
1291	<0.5	240	7	104	135	154
1292	<0.5	324	36	115	80	36
1293	<0.5	301	34	224	86	81
1294	0.8	323	17	283	121	270
1295	<0.5	251	8	146	114	74
1296	<0.5	530	43	12	660	19
*Blk BLANK	<0.5	<2	<1	<2	<1	<1
*Rep 1238	<0.5	197	10	114	47	23
*Rep 1247	<0.5	265	12	105	44	134
*Std AMIS0169	<0.5	34	1	550	72	70
*Rep 1255	<0.5	251	6	125	112	42
*Blk BLANK	<0.5	<2	<1	<2	<1	<1
*Rep 1271	<0.5	416	5	47	109	49
*Std AMIS0169	<0.5	32	2	690	80	92
*Rep 1292	<0.5	334	35	107	60	36

- not analysed | -- element not determined | I.S. insufficient sample | L.N.R. listed not received

SGS Canada | CA MIN Burnaby, BC 3260 Production Way, Burnaby, BC V5A 4W4 Burnaby CANADA t +1 (604) 638 2349 f www.sgs.com

Member of the SGS Group (SGS SA)

SGS

Order Number PO:
Project DECOORS MINING
Submission Number *BBY*DECOORS/Bralorne North, Bralorne South and Brett/479 MMI
Number of Samples 86

ANALYSIS REPORT BBM20-03139

Element	Cs	Cu	Dy	Er	Eu	Fe
Method	GE_MMIME	GE_MMIME	GE_MMIME	GE_MMIME	GE_MMIME	GE_MMIME
Lower Limit	0.2	10	0.5	0.2	0.2	1
Upper Limit	--	--	--	--	--	--
Unit	ppb	ppb	ppb	ppb	ppb	ppm m / m
1211	1.5	2790	101	43.4	34.8	47
1212	0.9	390	13.3	7.0	3.3	65
1213	4.8	250	7.0	3.7	1.9	52
1214	43.0	1070	9.0	5.6	2.7	13
1215	52.0	570	8.0	4.9	2.2	30
1216	113	680	8.9	4.8	3.3	15
1217	47.9	320	26.6	16.5	7.1	69
1218	11.0	650	11.8	6.8	3.4	33
1219	<0.2	900	10.5	6.3	3.7	12
1220	1.2	1150	4.1	2.4	1.7	23
1221	<0.2	3410	29.5	17.9	9.7	20
1222	<0.2	3020	10.2	4.9	2.6	9
1223	0.5	660	16.7	7.8	5.5	22
1224	0.4	820	16.7	8.9	5.9	28
1225	3.0	880	18.9	9.4	5.7	14
1226	13.1	890	28.3	14.6	9.3	11
1227	<0.2	1800	7.8	4.5	2.8	11
1228	0.7	1190	15.8	10.5	4.3	17
1229	<0.2	1570	3.8	2.1	1.4	10
1230	11.2	880	10.2	5.0	3.5	17
1231	13.7	450	13.8	8.0	4.4	30
1232	1.7	1560	83.5	41.6	34.5	10
1233	6.1	820	15.0	7.5	5.6	16
1234	3.4	590	11.2	5.6	3.8	39
1235	<0.2	1900	10.3	4.8	3.5	11
1236	0.2	1680	18.9	10.4	5.4	13
1237	5.5	1110	7.5	4.5	2.3	21
1238	24.7	390	10.6	6.0	2.9	21
1239	12.3	1070	11.4	6.3	3.7	20

- not analysed | -- element not determined | I.S. insufficient sample | L.N.R. listed not received

SGS Canada | CA MIN Burnaby, BC 3260 Production Way, Burnaby, BC V5A 4W4 Burnaby CANADA t +1 (604) 638 2349 f www.sgs.com

Member of the SGS Group (SGS SA)

SGS

Order Number PO:
Project DECOORS MINING
Submission Number *BBY*DECOORS/Bralorne North, Bralorne South and Brett/479 MMI
Number of Samples 86

ANALYSIS REPORT BBM20-03139

Element	Cs	Cu	Dy	Er	Eu	Fe
Method	GE_MMIME	GE_MMIME	GE_MMIME	GE_MMIME	GE_MMIME	GE_MMIME
Lower Limit	0.2	10	0.5	0.2	0.2	1
Upper Limit	--	--	--	--	--	--
Unit	ppb	ppb	ppb	ppb	ppb	ppm m / m
1240	11.5	1050	9.3	5.2	3.0	24
1241	9.1	470	12.7	6.9	3.7	34
1242	2.5	280	61.0	28.8	21.2	17
1243	2.9	280	8.3	4.9	2.3	25
1244	1.2	100	7.2	4.3	1.9	35
1245	0.5	290	8.3	4.6	2.8	31
1246	0.5	740	31.3	15.5	12.2	21
1247	1.2	1050	15.3	8.2	5.6	43
1248	2.5	1020	12.8	7.4	4.1	65
1249	0.3	1000	8.9	4.8	3.8	31
1250	0.3	1080	5.8	2.9	2.5	12
1251	0.4	1170	13.2	7.6	5.3	35
1252	0.5	600	5.1	2.6	1.9	17
1253	<0.2	1460	28.6	17.5	8.3	19
1254	7.6	950	18.3	8.9	5.4	42
1255	1.1	1570	19.0	8.3	7.5	21
1256	6.3	590	7.6	3.7	2.0	23
1257	<0.2	1800	15.9	8.4	6.4	12
1258	<0.2	2420	15.6	7.3	6.0	12
1259	0.3	1360	15.7	6.4	5.9	10
1260	0.4	3030	5.4	2.5	2.0	10
1261	0.3	710	14.3	7.3	5.0	36
1262	<0.2	1070	13.5	6.9	6.4	15
1263	0.3	1100	12.6	5.7	4.9	10
1264	0.5	1670	7.2	3.0	2.5	16
1265	0.3	3400	28.5	13.6	10.4	15
1266	0.5	2100	23.0	12.2	8.5	31
1267	<0.2	3400	22.5	10.7	7.8	15
1268	<0.2	1190	10.6	4.8	4.0	15

- not analysed | -- element not determined | I.S. insufficient sample | L.N.R. listed not received

SGS Canada | CA MIN Burnaby, BC 3260 Production Way, Burnaby, BC V5A 4W4 Burnaby CANADA t +1 (604) 638 2349 f www.sgs.com

Member of the SGS Group (SGS SA)

SGS

Order Number PO:
Project DECOORS MINING
Submission Number *BBY*DECOORS/Bralorne North, Bralorne South and Brett/479 MMI
Number of Samples 86

ANALYSIS REPORT BBM20-03139

Element	Cs	Cu	Dy	Er	Eu	Fe
Method	GE_MMIME	GE_MMIME	GE_MMIME	GE_MMIME	GE_MMIME	GE_MMIME
Lower Limit	0.2	10	0.5	0.2	0.2	1
Upper Limit	--	--	--	--	--	--
Unit	ppb	ppb	ppb	ppb	ppb	ppm m / m
1269	<0.2	1030	11.7	5.7	4.6	13
1270	<0.2	1170	13.4	5.7	5.5	12
1271	0.3	780	8.9	4.2	3.9	20
1272	0.7	490	10.7	5.4	3.9	34
1273	0.5	710	18.7	8.8	7.0	47
1274	0.3	1380	27.3	13.0	10.6	15
1275	0.5	890	15.6	7.0	6.3	20
1276	0.7	790	13.2	6.4	3.9	75
1277	1.1	290	11.9	5.6	3.2	59
1278	0.6	920	17.6	7.6	6.9	24
1279	0.6	710	11.0	5.1	4.0	34
1280	0.2	970	13.5	7.1	5.4	12
1281	<0.2	2440	3.0	1.5	0.9	9
1282	0.3	2230	7.0	3.3	2.5	11
1283	0.7	2140	9.2	4.8	3.4	35
1284	0.8	1780	1.3	0.6	0.4	22
1285	0.2	2160	4.5	2.7	1.2	10
1286	1.2	1400	3.3	1.7	1.1	8
1287	1.1	4310	3.6	2.5	1.3	44
1288	0.2	4530	11.6	6.0	3.8	20
1289	1.3	950	13.6	6.0	4.5	29
1290	0.7	940	16.8	7.3	5.9	20
1291	0.9	660	10.6	4.9	3.2	31
1292	0.9	1040	14.4	6.8	4.6	33
1293	1.5	830	24.6	12.1	7.3	46
1294	0.6	1420	44.9	21.8	16.6	121
1295	0.4	710	25.3	11.8	9.6	35
1296	<0.2	1250	5.7	2.7	1.7	10
*Blk BLANK	<0.2	<10	<0.5	<0.2	<0.2	<1

- not analysed | -- element not determined | I.S. insufficient sample | L.N.R. listed not received

SGS Canada | CA MIN Burnaby, BC 3260 Production Way, Burnaby, BC V5A 4W4 Burnaby CANADA t +1 (604) 638 2349 f www.sgs.com

Member of the SGS Group (SGS SA)

SGS

Order Number PO:
Project DECOORS MINING
Submission Number *BBY*DECOORS/Bralorne North, Bralorne South and Brett/479 MMI
Number of Samples 86

ANALYSIS REPORT BBM20-03139

Element	Cs	Cu	Dy	Er	Eu	Fe
Method	GE_MMIME	GE_MMIME	GE_MMIME	GE_MMIME	GE_MMIME	GE_MMIME
Lower Limit	0.2	10	0.5	0.2	0.2	1
Upper Limit	--	--	--	--	--	--
Unit	ppb	ppb	ppb	ppb	ppb	ppm m / m
*Rep 1238	26.3	420	11.2	5.6	3.0	23
*Rep 1247	2.0	1020	14.9	8.3	5.1	46
*Std AMIS0169	6.9	2950	21.4	9.4	8.3	27
*Rep 1255	1.4	1350	15.5	7.1	6.0	25
*Blk BLANK	<0.2	<10	<0.5	<0.2	<0.2	<1
*Rep 1271	0.3	790	9.7	4.6	3.8	16
*Std AMIS0169	7.3	3510	27.7	11.8	11.2	34
*Rep 1292	0.8	990	11.3	5.9	3.8	29

Element	Ga	Gd	Hg	In	K	La
Method	GE_MMIME	GE_MMIME	GE_MMIME	GE_MMIME	GE_MMIME	GE_MMIME
Lower Limit	0.5	0.5	1	0.1	0.5	1
Upper Limit	--	--	--	--	--	--
Unit	ppb	ppb	ppb	ppb	ppm m / m	ppb
1211	6.3	171	<1	0.1	34.8	632
1212	17.5	18.2	<1	0.2	52.2	91
1213	18.2	9.8	<1	<0.1	37.0	43
1214	6.7	12.7	<1	<0.1	20.6	35
1215	5.9	10.6	<1	<0.1	47.4	40
1216	4.5	11.9	<1	<0.1	42.6	35
1217	14.2	36.6	<1	0.2	48.9	158
1218	7.9	16.4	<1	<0.1	40.1	43
1219	1.9	15.1	<1	<0.1	80.1	25
1220	2.4	6.1	<1	<0.1	49.3	13
1221	0.6	45.0	<1	<0.1	19.8	32
1222	<0.5	10.4	3	<0.1	27.1	5
1223	3.5	24.0	<1	<0.1	83.8	65
1224	3.9	25.7	<1	<0.1	30.4	45

- not analysed | -- element not determined | I.S. insufficient sample | L.N.R. listed not received

SGS Canada | CA MIN Burnaby, BC 3260 Production Way, Burnaby, BC V5A 4W4 Burnaby CANADA t +1 (604) 638 2349 f www.sgs.com

Member of the SGS Group (SGS SA)

SGS

Order Number PO:
Project DECOORS MINING
Submission Number *BBY*DECOORS/Bralorne North, Bralorne South and Brett/479 MMI
Number of Samples 86

ANALYSIS REPORT BBM20-03139

Element	Ga	Gd	Hg	In	K	La
Method	GE_MMIME	GE_MMIME	GE_MMIME	GE_MMIME	GE_MMIME	GE_MMIME
Lower Limit	0.5	0.5	1	0.1	0.5	1
Upper Limit	--	--	--	--	--	--
Unit	ppb	ppb	ppb	ppb	ppm m / m	ppb
1225	3.0	25.4	<1	<0.1	113	39
1226	5.9	39.8	<1	<0.1	49.8	58
1227	1.7	12.9	<1	<0.1	56.9	10
1228	2.9	19.8	<1	<0.1	39.2	14
1229	0.9	5.0	<1	<0.1	48.8	5
1230	5.4	17.7	<1	<0.1	110	65
1231	6.8	23.4	<1	<0.1	79.1	94
1232	4.2	155	2	<0.1	34.6	25
1233	4.2	25.0	<1	<0.1	43.9	41
1234	5.7	17.1	<1	<0.1	75.4	56
1235	0.6	14.5	<1	<0.1	35.0	9
1236	<0.5	26.6	2	<0.1	22.9	19
1237	5.0	10.3	<1	<0.1	51.0	21
1238	10.6	14.7	<1	<0.1	27.2	44
1239	4.6	16.7	<1	<0.1	28.8	47
1240	5.4	13.3	<1	<0.1	22.0	46
1241	9.6	19.7	<1	<0.1	30.7	66
1242	2.0	85.7	<1	<0.1	27.3	85
1243	6.6	11.8	<1	<0.1	35.3	34
1244	9.1	9.2	<1	<0.1	70.8	23
1245	6.4	12.6	<1	<0.1	33.0	34
1246	1.3	49.7	<1	<0.1	29.1	55
1247	4.2	21.9	<1	<0.1	26.4	45
1248	8.2	16.8	<1	<0.1	78.2	50
1249	1.7	14.5	<1	<0.1	46.8	26
1250	0.8	9.9	<1	<0.1	54.2	16
1251	2.9	21.8	<1	<0.1	29.9	44
1252	1.7	8.2	<1	<0.1	39.9	17
1253	<0.5	42.1	1	<0.1	67.3	31

- not analysed | -- element not determined | I.S. insufficient sample | L.N.R. listed not received

SGS Canada | CA MIN Burnaby, BC 3260 Production Way, Burnaby, BC V5A 4W4 Burnaby CANADA t +1 (604) 638 2349 f www.sgs.com

Member of the SGS Group (SGS SA)

SGS

Order Number PO:
Project DECOORS MINING
Submission Number *BBY*DECOORS/Bralorne North, Bralorne South and Brett/479 MMI
Number of Samples 86

ANALYSIS REPORT BBM20-03139

Element	Ga	Gd	Hg	In	K	La
Method	GE_MMIME	GE_MMIME	GE_MMIME	GE_MMIME	GE_MMIME	GE_MMIME
Lower Limit	0.5	0.5	1	0.1	0.5	1
Upper Limit	--	--	--	--	--	--
Unit	ppb	ppb	ppb	ppb	ppm m / m	ppb
1254	7.8	26.8	<1	<0.1	48.9	78
1255	1.6	29.6	<1	<0.1	43.5	65
1256	5.2	10.7	<1	<0.1	36.1	31
1257	0.5	26.2	1	<0.1	36.2	28
1258	0.6	25.3	5	<0.1	46.2	23
1259	0.5	26.3	<1	<0.1	33.0	28
1260	0.6	7.4	2	<0.1	71.3	4
1261	2.4	21.7	<1	<0.1	38.0	44
1262	0.8	26.7	<1	<0.1	22.6	40
1263	0.8	19.2	<1	<0.1	45.0	23
1264	0.9	10.6	<1	<0.1	36.5	16
1265	<0.5	44.2	<1	<0.1	69.2	43
1266	2.0	37.5	<1	<0.1	48.2	56
1267	0.7	36.4	<1	<0.1	68.7	38
1268	0.5	16.8	<1	<0.1	38.7	24
1269	0.6	19.1	<1	<0.1	26.8	24
1270	0.6	21.4	<1	<0.1	38.6	34
1271	1.1	12.9	<1	<0.1	26.5	26
1272	2.5	17.0	<1	<0.1	43.3	47
1273	4.2	29.1	<1	<0.1	35.2	82
1274	<0.5	41.8	3	<0.1	18.8	46
1275	0.9	26.6	<1	<0.1	20.6	57
1276	6.5	18.3	<1	<0.1	74.4	58
1277	10.5	14.2	<1	<0.1	54.3	56
1278	1.1	27.7	<1	<0.1	20.4	77
1279	1.7	16.9	<1	<0.1	41.7	40
1280	<0.5	22.3	1	<0.1	30.3	22
1281	<0.5	3.9	<1	<0.1	30.5	<1
1282	0.5	10.5	<1	<0.1	36.2	9

- not analysed | -- element not determined | I.S. insufficient sample | L.N.R. listed not received

SGS Canada | CA MIN Burnaby, BC 3260 Production Way, Burnaby, BC V5A 4W4 Burnaby CANADA t +1 (604) 638 2349 f www.sgs.com

Member of the SGS Group (SGS SA)

SGS

Order Number PO:
Project DECOORS MINING
Submission Number *BBY*DECOORS/Bralorne North, Bralorne South and Brett/479 MMI
Number of Samples 86

ANALYSIS REPORT BBM20-03139

Element	Ga	Gd	Hg	In	K	La
Method	GE_MMIME	GE_MMIME	GE_MMIME	GE_MMIME	GE_MMIME	GE_MMIME
Lower Limit	0.5	0.5	1	0.1	0.5	1
Upper Limit	--	--	--	--	--	--
Unit	ppb	ppb	ppb	ppb	ppm m / m	ppb
1283	1.0	13.9	<1	<0.1	60.4	25
1284	0.8	1.6	<1	<0.1	24.9	3
1285	<0.5	6.2	<1	<0.1	41.6	<1
1286	0.7	6.4	<1	<0.1	28.7	13
1287	0.9	4.8	<1	<0.1	50.7	7
1288	0.8	16.3	<1	<0.1	71.5	14
1289	2.4	18.7	<1	<0.1	51.7	36
1290	0.6	25.5	<1	<0.1	28.6	36
1291	0.7	13.7	<1	<0.1	52.1	42
1292	4.8	21.2	<1	<0.1	50.5	48
1293	3.9	34.4	<1	<0.1	42.7	86
1294	6.8	67.8	<1	0.1	57.3	103
1295	4.5	38.9	<1	<0.1	44.5	86
1296	0.8	7.1	<1	<0.1	41.2	3
*Blk BLANK	<0.5	<0.5	<1	<0.1	<0.5	<1
*Rep 1238	11.1	15.5	<1	<0.1	27.3	45
*Rep 1247	5.2	21.8	<1	<0.1	28.9	43
*Std AMIS0169	6.7	34.1	<1	<0.1	40.9	332
*Rep 1255	2.1	25.6	<1	<0.1	37.7	54
*Blk BLANK	<0.5	<0.5	<1	<0.1	<0.5	<1
*Rep 1271	1.1	14.5	<1	<0.1	30.2	26
*Std AMIS0169	9.3	46.2	<1	<0.1	42.3	390
*Rep 1292	4.4	19.2	<1	<0.1	53.2	41

- not analysed | -- element not determined | I.S. insufficient sample | L.N.R. listed not received

SGS Canada | CA MIN Burnaby, BC 3260 Production Way, Burnaby, BC V5A 4W4 Burnaby CANADA t +1 (604) 638 2349 f www.sgs.com

Member of the SGS Group (SGS SA)

SGS

Order Number PO:
Project DECOORS MINING
Submission Number *BBY*DECOORS/Bralorne North, Bralorne South and Brett/479 MMI
Number of Samples 86

ANALYSIS REPORT BBM20-03139

Element	Li	Mg	Mn	Mo	Nb	Nd
Method	GE_MMIME	GE_MMIME	GE_MMIME	GE_MMIME	GE_MMIME	GE_MMIME
Lower Limit	1	0.5	100	2	0.5	1
Upper Limit	--	--	--	--	--	--
Unit	ppb	ppm m / m	ppb	ppb	ppb	ppb
1211	1	24.8	1700	18	1.4	763
1212	2	18.3	10100	9	4.8	95
1213	1	19.7	4700	5	5.6	53
1214	<1	6.4	3100	4	<0.5	62
1215	<1	19.9	900	<2	0.7	59
1216	<1	13.4	2800	3	<0.5	56
1217	2	5.5	200	3	1.3	238
1218	<1	14.5	2800	4	1.5	72
1219	1	52.6	9100	4	<0.5	55
1220	<1	46.7	16600	10	<0.5	24
1221	1	100	11900	7	<0.5	89
1222	11	127	3100	75	<0.5	16
1223	<1	36.5	1100	5	<0.5	113
1224	1	29.5	1000	3	<0.5	89
1225	<1	41.3	800	4	<0.5	86
1226	<1	6.5	700	6	<0.5	130
1227	<1	27.1	900	6	<0.5	27
1228	<1	13.2	4700	3	<0.5	44
1229	<1	31.5	1900	9	<0.5	13
1230	<1	14.1	500	4	<0.5	98
1231	<1	6.0	300	6	<0.5	125
1232	<1	38.0	200	4	<0.5	256
1233	<1	15.6	600	6	<0.5	91
1234	1	22.2	1200	8	0.8	91
1235	3	98.6	2900	19	<0.5	28
1236	3	90.8	600	21	<0.5	48
1237	<1	17.2	1300	3	0.6	42
1238	<1	13.6	2800	4	0.9	77
1239	<1	12.1	1700	7	<0.5	81

- not analysed | -- element not determined | I.S. insufficient sample | L.N.R. listed not received

SGS Canada | CA MIN Burnaby, BC 3260 Production Way, Burnaby, BC V5A 4W4 Burnaby CANADA t +1 (604) 638 2349 f www.sgs.com

Member of the SGS Group (SGS SA)

SGS

Order Number PO:
Project DECOORS MINING
Submission Number *BBY*DECOORS/Bralorne North, Bralorne South and Brett/479 MMI
Number of Samples 86

ANALYSIS REPORT BBM20-03139

Element	Li	Mg	Mn	Mo	Nb	Nd
Method	GE_MMIME	GE_MMIME	GE_MMIME	GE_MMIME	GE_MMIME	GE_MMIME
Lower Limit	1	0.5	100	2	0.5	1
Upper Limit	--	--	--	--	--	--
Unit	ppb	ppm m / m	ppb	ppb	ppb	ppb
1240	<1	18.2	1800	5	<0.5	72
1241	1	9.0	2300	3	1.5	108
1242	1	128	3200	<2	<0.5	210
1243	<1	24.3	12600	3	1.2	57
1244	1	25.6	7300	5	3.2	41
1245	1	39.8	6500	5	3.7	55
1246	4	155	4300	4	<0.5	138
1247	2	55.8	1600	11	1.3	85
1248	2	17.0	2100	5	2.8	80
1249	<1	47.5	3700	3	<0.5	57
1250	<1	43.0	500	<2	<0.5	38
1251	<1	20.1	1100	<2	0.9	88
1252	<1	26.7	1300	4	<0.5	35
1253	<1	156	500	6	<0.5	83
1254	<1	20.6	3200	9	2.8	121
1255	<1	30.9	1600	6	0.9	127
1256	<1	13.0	4500	8	2.0	51
1257	<1	84.9	5100	8	<0.5	73
1258	<1	52.3	700	8	<0.5	63
1259	<1	47.3	2400	12	<0.5	73
1260	<1	22.6	2300	10	<0.5	16
1261	<1	49.1	4600	12	0.9	81
1262	<1	62.8	8200	12	<0.5	87
1263	1	77.3	8600	9	<0.5	60
1264	<1	35.7	2300	27	0.6	37
1265	8	73.3	7400	59	<0.5	115
1266	3	34.4	1300	10	0.8	128
1267	2	81.5	4400	21	<0.5	96
1268	3	78.3	9200	21	<0.5	50

- not analysed | -- element not determined | I.S. insufficient sample | L.N.R. listed not received

SGS Canada | CA MIN Burnaby, BC 3260 Production Way, Burnaby, BC V5A 4W4 Burnaby CANADA t +1 (604) 638 2349 f www.sgs.com
Member of the SGS Group (SGS SA)

SGS

Order Number PO:
Project DECOORS MINING
Submission Number *BBY*DECOORS/Bralorne North, Bralorne South and Brett/479 MMI
Number of Samples 86

ANALYSIS REPORT BBM20-03139

Element	Li	Mg	Mn	Mo	Nb	Nd
Method	GE_MMIME	GE_MMIME	GE_MMIME	GE_MMIME	GE_MMIME	GE_MMIME
Lower Limit	1	0.5	100	2	0.5	1
Upper Limit	--	--	--	--	--	--
Unit	ppb	ppm m / m	ppb	ppb	ppb	ppb
1269	<1	55.5	4000	14	<0.5	59
1270	<1	63.1	5900	15	<0.5	76
1271	<1	33.6	2300	7	0.5	56
1272	<1	31.7	1300	7	1.5	83
1273	<1	27.9	1900	8	2.6	138
1274	2	105	1000	8	<0.5	113
1275	<1	55.6	800	9	<0.5	110
1276	3	32.5	15200	11	4.1	85
1277	1	11.3	8500	6	4.4	79
1278	<1	41.6	1100	4	0.7	131
1279	<1	45.8	1900	6	1.2	74
1280	2	57.5	2800	5	<0.5	65
1281	21	61.3	8700	22	<0.5	5
1282	11	75.6	2300	11	<0.5	30
1283	5	27.7	2900	11	1.0	52
1284	20	66.9	10500	58	<0.5	7
1285	24	82.4	7400	34	<0.5	6
1286	21	37.7	2900	17	<0.5	28
1287	30	63.7	13900	66	0.8	20
1288	3	60.2	2600	34	<0.5	40
1289	<1	31.0	4500	6	1.4	69
1290	2	71.9	400	9	<0.5	84
1291	<1	56.8	1100	7	0.9	69
1292	<1	36.7	5600	20	1.6	91
1293	4	30.5	5100	18	2.0	158
1294	2	49.2	3400	35	4.3	221
1295	<1	63.4	5000	9	3.2	157
1296	3	57.0	18600	69	<0.5	9
*Blk BLANK	<1	<0.5	<100	<2	<0.5	<1

- not analysed | -- element not determined | I.S. insufficient sample | L.N.R. listed not received

SGS Canada | CA MIN Burnaby, BC 3260 Production Way, Burnaby, BC V5A 4W4 Burnaby CANADA t +1 (604) 638 2349 f www.sgs.com

Member of the SGS Group (SGS SA)

SGS

Order Number PO:
Project DECOORS MINING
Submission Number *BBY*DECOORS/Bralorne North, Bralorne South and Brett/479 MMI
Number of Samples 86

ANALYSIS REPORT BBM20-03139

Element	Li	Mg	Mn	Mo	Nb	Nd
Method	GE_MMIME	GE_MMIME	GE_MMIME	GE_MMIME	GE_MMIME	GE_MMIME
Lower Limit	1	0.5	100	2	0.5	1
Upper Limit	--	--	--	--	--	--
Unit	ppb	ppm m / m	ppb	ppb	ppb	ppb
*Rep 1238	<1	12.4	2800	4	1.1	74
*Rep 1247	4	49.5	1900	9	1.2	85
*Std AMIS0169	1	24.5	3700	<2	1.5	289
*Rep 1255	<1	28.7	1900	7	0.9	101
*Blk BLANK	<1	<0.5	<100	<2	<0.5	<1
*Rep 1271	<1	38.3	3100	9	0.7	54
*Std AMIS0169	1	28.9	3700	4	2.4	370
*Rep 1292	<1	39.4	4200	17	1.5	77

Element	Ni	P	Pb	Pd	Pr	Pt
Method	GE_MMIME	GE_MMIME	GE_MMIME	GE_MMIME	GE_MMIME	GE_MMIME
Lower Limit	5	0.1	5	1	0.5	0.1
Upper Limit	--	--	--	--	--	--
Unit	ppb	ppm m / m	ppb	ppb	ppb	ppb
1211	812	3.3	299	<1	181	<0.1
1212	197	6.8	128	<1	23.2	<0.1
1213	256	7.5	93	<1	13.0	<0.1
1214	67	1.1	37	<1	12.4	<0.1
1215	147	1.5	40	<1	13.1	<0.1
1216	90	0.6	25	<1	12.1	<0.1
1217	135	2.8	35	<1	52.6	<0.1
1218	219	1.8	50	<1	15.9	<0.1
1219	315	1.0	<5	<1	9.9	<0.1
1220	325	0.3	11	<1	4.6	<0.1
1221	6810	<0.1	25	<1	14.5	<0.1
1222	745	<0.1	<5	<1	2.4	<0.1
1223	267	0.4	30	<1	23.6	<0.1
1224	852	0.7	34	<1	16.9	<0.1

- not analysed | -- element not determined | I.S. insufficient sample | L.N.R. listed not received

SGS Canada | CA MIN Burnaby, BC 3260 Production Way, Burnaby, BC V5A 4W4 Burnaby CANADA t +1 (604) 638 2349 f www.sgs.com

Member of the SGS Group (SGS SA)

SGS

Order Number PO:
Project DECOORS MINING
Submission Number *BBY*DECOORS/Bralorne North, Bralorne South and Brett/479 MMI
Number of Samples 86

ANALYSIS REPORT BBM20-03139

Element	Ni	P	Pb	Pd	Pr	Pt
Method	GE_MMIME	GE_MMIME	GE_MMIME	GE_MMIME	GE_MMIME	GE_MMIME
Lower Limit	5	0.1	5	1	0.5	0.1
Upper Limit	--	--	--	--	--	--
Unit	ppb	ppm m / m	ppb	ppb	ppb	ppb
1225	55	0.2	23	<1	15.9	<0.1
1226	65	0.3	63	<1	23.8	<0.1
1227	315	0.1	6	<1	4.4	<0.1
1228	518	0.4	16	<1	6.5	<0.1
1229	338	0.4	<5	<1	2.1	<0.1
1230	154	0.6	36	<1	22.2	<0.1
1231	123	0.6	26	<1	31.0	<0.1
1232	63	<0.1	14	<1	28.4	<0.1
1233	168	0.3	21	<1	17.1	<0.1
1234	174	1.1	39	<1	18.2	<0.1
1235	1080	<0.1	12	<1	4.2	<0.1
1236	533	<0.1	11	<1	7.7	<0.1
1237	113	1.6	20	<1	8.5	<0.1
1238	151	1.8	99	<1	15.3	<0.1
1239	124	1.0	47	<1	16.8	<0.1
1240	91	0.7	34	<1	14.5	<0.1
1241	166	2.8	113	<1	23.0	<0.1
1242	3470	0.7	36	<1	36.5	<0.1
1243	347	3.0	82	<1	12.1	<0.1
1244	598	8.1	106	<1	9.2	<0.1
1245	563	7.7	76	<1	11.1	<0.1
1246	1440	0.7	12	<1	22.3	<0.1
1247	963	1.7	36	<1	16.1	<0.1
1248	258	4.6	71	<1	16.0	<0.1
1249	358	0.9	11	<1	9.3	<0.1
1250	207	0.7	6	<1	6.5	<0.1
1251	460	4.6	18	<1	17.4	<0.1
1252	132	2.2	17	<1	6.8	<0.1
1253	1300	<0.1	28	<1	12.4	<0.1

- not analysed | -- element not determined | I.S. insufficient sample | L.N.R. listed not received

SGS Canada | CA MIN Burnaby, BC 3260 Production Way, Burnaby, BC V5A 4W4 Burnaby CANADA t +1 (604) 638 2349 f www.sgs.com

Member of the SGS Group (SGS SA)

SGS

Order Number PO:
Project DECOORS MINING
Submission Number *BBY*DECOORS/Bralorne North, Bralorne South and Brett/479 MMI
Number of Samples 86

ANALYSIS REPORT BBM20-03139

Element	Ni	P	Pb	Pd	Pr	Pt
Method	GE_MMIME	GE_MMIME	GE_MMIME	GE_MMIME	GE_MMIME	GE_MMIME
Lower Limit	5	0.1	5	1	0.5	0.1
Upper Limit	--	--	--	--	--	--
Unit	ppb	ppm m / m	ppb	ppb	ppb	ppb
1254	228	4.8	111	<1	26.9	<0.1
1255	130	1.5	25	<1	24.2	<0.1
1256	94	3.4	86	<1	11.9	<0.1
1257	687	1.1	6	<1	12.7	<0.1
1258	245	0.3	8	<1	11.2	<0.1
1259	698	0.4	8	<1	12.8	<0.1
1260	106	1.0	8	<1	2.5	<0.1
1261	1030	2.5	73	<1	16.7	<0.1
1262	857	1.0	11	<1	16.1	<0.1
1263	962	2.8	12	<1	10.0	<0.1
1264	477	3.9	17	<1	7.1	<0.1
1265	1540	0.7	107	<1	20.7	<0.1
1266	1340	2.4	27	<1	24.1	<0.1
1267	1240	0.9	18	<1	16.9	<0.1
1268	1090	1.2	15	<1	9.7	<0.1
1269	566	1.0	7	<1	10.3	<0.1
1270	896	2.1	5	<1	13.6	<0.1
1271	367	2.4	7	<1	10.6	<0.1
1272	151	4.9	161	<1	18.1	<0.1
1273	159	6.7	33	<1	29.0	<0.1
1274	703	0.4	<5	<1	20.3	<0.1
1275	273	1.2	8	<1	20.4	<0.1
1276	565	7.9	77	<1	20.9	<0.1
1277	145	7.3	144	<1	19.3	<0.1
1278	307	1.7	13	<1	27.1	<0.1
1279	402	3.5	16	<1	15.2	<0.1
1280	278	0.4	<5	<1	10.2	<0.1
1281	623	0.3	29	<1	0.6	<0.1
1282	736	0.3	6	<1	5.0	<0.1

- not analysed | -- element not determined | I.S. insufficient sample | L.N.R. listed not received

SGS Canada | CA MIN Burnaby, BC 3260 Production Way, Burnaby, BC V5A 4W4 Burnaby CANADA t +1 (604) 638 2349 f www.sgs.com
Member of the SGS Group (SGS SA)

SGS

Order Number PO:
Project DECOORS MINING
Submission Number *BBY*DECOORS/Bralorne North, Bralorne South and Brett/479 MMI
Number of Samples 86

ANALYSIS REPORT BBM20-03139

Element	Ni	P	Pb	Pd	Pr	Pt
Method	GE_MMIME	GE_MMIME	GE_MMIME	GE_MMIME	GE_MMIME	GE_MMIME
Lower Limit	5	0.1	5	1	0.5	0.1
Upper Limit	--	--	--	--	--	--
Unit	ppb	ppm m / m	ppb	ppb	ppb	ppb
1283	1280	3.1	22	<1	11.0	<0.1
1284	1250	1.3	24	<1	1.3	<0.1
1285	1100	0.3	7	<1	0.8	<0.1
1286	444	0.7	37	<1	6.0	<0.1
1287	1790	0.4	20	<1	3.6	<0.1
1288	1140	0.7	12	<1	7.4	<0.1
1289	223	8.2	49	<1	14.5	<0.1
1290	583	1.6	22	<1	15.5	<0.1
1291	307	3.5	28	<1	15.8	<0.1
1292	721	5.5	136	<1	19.1	<0.1
1293	1090	2.8	107	<1	33.5	<0.1
1294	1290	3.4	73	<1	42.0	<0.1
1295	627	6.3	67	<1	30.6	<0.1
1296	1870	0.5	27	<1	1.5	<0.1
*Blk BLANK	<5	<0.1	<5	<1	<0.5	<0.1
*Rep 1238	153	1.9	100	<1	16.5	<0.1
*Rep 1247	959	1.7	48	<1	16.5	<0.1
*Std AMIS0169	301	2.4	71	<1	75.2	<0.1
*Rep 1255	148	1.8	31	<1	21.3	<0.1
*Blk BLANK	<5	<0.1	<5	<1	<0.5	<0.1
*Rep 1271	411	2.6	11	<1	10.4	<0.1
*Std AMIS0169	374	2.4	111	<1	101	0.1
*Rep 1292	715	5.9	94	<1	17.8	<0.1

- not analysed | -- element not determined | I.S. insufficient sample | L.N.R. listed not received

SGS Canada | CA MIN Burnaby, BC 3260 Production Way, Burnaby, BC V5A 4W4 Burnaby CANADA t +1 (604) 638 2349 f www.sgs.com

Member of the SGS Group (SGS SA)

SGS

Order Number PO:
Project DECOORS MINING
Submission Number *BBY*DECOORS/Bralorne North, Bralorne South and Brett/479 MMI
Number of Samples 86

ANALYSIS REPORT BBM20-03139

Element	Rb	Sb	Sc	Se	Sm	Sn
Method	GE_MMIME	GE_MMIME	GE_MMIME	GE_MMIME	GE_MMIME	GE_MMIME
Lower Limit	1	0.5	5	2	1	1
Upper Limit	--	--	--	--	--	--
Unit	ppb	ppb	ppb	ppb	ppb	ppb
1211	92	2.5	32	33	179	<1
1212	45	1.4	23	11	19	<1
1213	79	<0.5	17	8	10	<1
1214	121	0.9	15	10	14	<1
1215	223	1.3	12	9	11	<1
1216	229	0.8	18	7	12	<1
1217	277	1.0	22	4	41	<1
1218	122	0.8	19	6	15	<1
1219	19	<0.5	13	7	12	<1
1220	123	<0.5	7	6	6	<1
1221	22	0.9	33	26	31	<1
1222	6	<0.5	9	2	6	<1
1223	40	<0.5	14	5	24	<1
1224	39	<0.5	18	14	22	<1
1225	157	<0.5	25	12	23	<1
1226	129	0.6	23	7	37	<1
1227	14	<0.5	8	9	9	<1
1228	37	0.6	24	5	13	<1
1229	10	<0.5	7	8	3	<1
1230	206	<0.5	11	8	18	<1
1231	223	<0.5	12	8	25	<1
1232	68	<0.5	17	14	106	<1
1233	73	<0.5	14	8	25	<1
1234	121	<0.5	16	5	17	<1
1235	14	<0.5	13	11	10	<1
1236	20	<0.5	18	16	17	<1
1237	94	<0.5	10	5	9	<1
1238	128	<0.5	17	6	15	<1
1239	136	0.9	22	6	17	<1

- not analysed | -- element not determined | I.S. insufficient sample | L.N.R. listed not received

SGS Canada | CA MIN Burnaby, BC 3260 Production Way, Burnaby, BC V5A 4W4 Burnaby CANADA t +1 (604) 638 2349 f www.sgs.com

Member of the SGS Group (SGS SA)

SGS

Order Number PO:
Project DECOORS MINING
Submission Number *BBY*DECOORS/Bralorne North, Bralorne South and Brett/479 MMI
Number of Samples 86

ANALYSIS REPORT BBM20-03139

Element	Rb	Sb	Sc	Se	Sm	Sn
Method	GE_MMIME	GE_MMIME	GE_MMIME	GE_MMIME	GE_MMIME	GE_MMIME
Lower Limit	1	0.5	5	2	1	1
Upper Limit	--	--	--	--	--	--
Unit	ppb	ppb	ppb	ppb	ppb	ppb
1240	186	<0.5	19	7	14	<1
1241	153	<0.5	19	5	21	<1
1242	36	<0.5	91	5	64	<1
1243	80	<0.5	14	2	12	<1
1244	67	<0.5	16	<2	9	<1
1245	29	0.6	20	3	12	<1
1246	17	1.2	34	7	40	<1
1247	63	3.5	25	12	22	<1
1248	134	3.0	30	7	17	<1
1249	22	1.4	13	8	13	<1
1250	25	<0.5	7	11	9	<1
1251	28	0.8	17	5	20	<1
1252	38	<0.5	7	7	8	<1
1253	47	<0.5	39	14	27	<1
1254	112	1.1	32	4	26	<1
1255	48	0.8	20	<2	30	<1
1256	108	<0.5	16	<2	11	<1
1257	12	<0.5	25	<2	21	<1
1258	25	<0.5	21	3	18	<1
1259	25	<0.5	23	<2	21	<1
1260	18	<0.5	12	9	5	<1
1261	29	<0.5	25	<2	20	<1
1262	10	0.6	23	6	22	<1
1263	16	<0.5	24	10	15	<1
1264	42	<0.5	13	11	9	<1
1265	21	0.9	30	24	34	<1
1266	30	0.5	23	18	33	<1
1267	18	0.9	22	29	28	<1
1268	13	<0.5	20	11	14	<1

- not analysed | -- element not determined | I.S. insufficient sample | L.N.R. listed not received

SGS Canada | CA MIN Burnaby, BC 3260 Production Way, Burnaby, BC V5A 4W4 Burnaby CANADA t +1 (604) 638 2349 f www.sgs.com
Member of the SGS Group (SGS SA)

SGS

Order Number PO:
Project DECOORS MINING
Submission Number *BBY*DECOORS/Bralorne North, Bralorne South and Brett/479 MMI
Number of Samples 86

ANALYSIS REPORT BBM20-03139

Element	Rb	Sb	Sc	Se	Sm	Sn
Method	GE_MMIME	GE_MMIME	GE_MMIME	GE_MMIME	GE_MMIME	GE_MMIME
Lower Limit	1	0.5	5	2	1	1
Upper Limit	--	--	--	--	--	--
Unit	ppb	ppb	ppb	ppb	ppb	ppb
1269	10	<0.5	20	<2	15	<1
1270	11	<0.5	17	<2	18	<1
1271	21	<0.5	15	<2	12	<1
1272	43	<0.5	19	<2	17	<1
1273	59	<0.5	36	<2	29	<1
1274	14	<0.5	35	<2	30	<1
1275	35	<0.5	21	4	24	<1
1276	22	1.3	39	13	19	<1
1277	127	<0.5	24	<2	15	<1
1278	52	<0.5	20	13	28	<1
1279	43	<0.5	21	6	15	<1
1280	16	<0.5	18	7	18	<1
1281	9	1.7	11	27	2	<1
1282	18	<0.5	11	20	8	<1
1283	51	0.6	17	12	13	<1
1284	13	3.0	11	20	2	<1
1285	23	1.2	11	23	3	<1
1286	26	1.0	8	10	6	<1
1287	29	6.1	15	32	4	<1
1288	9	1.1	15	17	12	<1
1289	68	<0.5	26	4	18	<1
1290	29	<0.5	18	6	21	<1
1291	62	0.5	12	<2	14	<1
1292	38	<0.5	17	7	20	<1
1293	57	0.7	33	7	34	<1
1294	44	16.8	71	13	57	<1
1295	51	1.4	47	6	36	<1
1296	6	1.2	15	9	4	<1
*Blk BLANK	<1	<0.5	<5	<2	<1	<1

- not analysed | -- element not determined | I.S. insufficient sample | L.N.R. listed not received

SGS Canada | CA MIN Burnaby, BC 3260 Production Way, Burnaby, BC V5A 4W4 Burnaby CANADA t +1 (604) 638 2349 f www.sgs.com

Member of the SGS Group (SGS SA)

SGS

Order Number PO:
Project DECOORS MINING
Submission Number *BBY*DECOORS/Bralorne North, Bralorne South and Brett/479 MMI
Number of Samples 86

ANALYSIS REPORT BBM20-03139

Element	Rb	Sb	Sc	Se	Sm	Sn
Method	GE_MMIME	GE_MMIME	GE_MMIME	GE_MMIME	GE_MMIME	GE_MMIME
Lower Limit	1	0.5	5	2	1	1
Upper Limit	--	--	--	--	--	--
Unit	ppb	ppb	ppb	ppb	ppb	ppb
*Rep 1238	131	<0.5	17	5	16	<1
*Rep 1247	62	2.0	26	17	20	<1
*Std AMIS0169	227	0.5	40	18	46	3
*Rep 1255	55	0.8	18	<2	25	<1
*Blk BLANK	<1	<0.5	<5	<2	<1	2
*Rep 1271	21	<0.5	18	<2	13	<1
*Std AMIS0169	262	0.8	55	36	59	1
*Rep 1292	37	<0.5	13	2	19	<1

Element	Sr	Ta	Tb	Te	Th	Ti
Method	GE_MMIME	GE_MMIME	GE_MMIME	GE_MMIME	GE_MMIME	GE_MMIME
Lower Limit	10	1	0.1	10	0.5	10
Upper Limit	--	--	--	--	--	--
Unit	ppb	ppb	ppb	ppb	ppb	ppb
1211	700	<1	20.3	<10	50.1	180
1212	500	<1	2.4	<10	18.6	970
1213	420	<1	1.2	<10	5.7	870
1214	340	<1	1.7	<10	4.7	110
1215	880	<1	1.4	<10	3.5	130
1216	900	<1	1.5	<10	2.7	60
1217	180	<1	4.9	<10	7.4	350
1218	650	<1	1.8	<10	6.4	240
1219	3430	<1	2.1	<10	3.0	10
1220	1830	<1	0.8	<10	1.9	20
1221	2940	<1	5.4	<10	9.5	<10
1222	3210	<1	1.4	<10	2.0	<10
1223	940	<1	3.0	<10	7.8	70
1224	1050	<1	3.0	<10	7.1	60

- not analysed | -- element not determined | I.S. insufficient sample | L.N.R. listed not received

SGS Canada | CA MIN Burnaby, BC 3260 Production Way, Burnaby, BC V5A 4W4 Burnaby CANADA t +1 (604) 638 2349 f www.sgs.com
Member of the SGS Group (SGS SA)

SGS

Order Number PO:
Project DECOORS MINING
Submission Number *BBY*DECOORS/Bralorne North, Bralorne South and Brett/479 MMI
Number of Samples 86

ANALYSIS REPORT BBM20-03139

Element	Sr	Ta	Tb	Te	Th	Ti
Method	GE_MMIME	GE_MMIME	GE_MMIME	GE_MMIME	GE_MMIME	GE_MMIME
Lower Limit	10	1	0.1	10	0.5	10
Upper Limit	--	--	--	--	--	--
Unit	ppb	ppb	ppb	ppb	ppb	ppb
1225	2780	<1	3.7	<10	10.0	30
1226	1020	<1	5.4	<10	11.6	50
1227	2710	<1	1.4	<10	2.4	<10
1228	2810	<1	2.6	<10	3.4	30
1229	2510	<1	0.7	<10	1.3	10
1230	940	<1	1.8	<10	5.4	90
1231	270	<1	2.5	<10	8.6	110
1232	7520	<1	17.2	<10	8.2	<10
1233	1320	<1	3.0	<10	8.1	30
1234	500	<1	2.2	<10	8.5	270
1235	2790	<1	1.8	<10	4.3	<10
1236	3270	<1	3.3	<10	5.1	<10
1237	880	<1	1.3	<10	3.6	100
1238	750	<1	1.9	<10	7.6	170
1239	630	<1	2.1	<10	9.5	150
1240	550	<1	1.7	<10	6.4	150
1241	340	<1	2.4	<10	8.0	250
1242	1420	<1	11.2	<10	14.3	20
1243	490	<1	1.5	<10	4.9	240
1244	680	<1	1.2	<10	5.8	400
1245	740	<1	1.6	<10	10.2	400
1246	1310	<1	5.9	<10	10.1	90
1247	860	<1	2.8	<10	9.2	290
1248	1060	<1	2.2	<10	9.3	430
1249	1260	<1	1.9	<10	9.2	150
1250	1520	<1	1.2	<10	8.0	20
1251	930	<1	2.7	<10	6.8	170
1252	820	<1	1.0	<10	5.9	80
1253	3750	<1	5.2	<10	10.9	<10

- not analysed | -- element not determined | I.S. insufficient sample | L.N.R. listed not received

SGS Canada | CA MIN Burnaby, BC 3260 Production Way, Burnaby, BC V5A 4W4 Burnaby CANADA t +1 (604) 638 2349 f www.sgs.com

Member of the SGS Group (SGS SA)

SGS

Order Number PO:
Project DECOORS MINING
Submission Number *BBY*DECOORS/Bralorne North, Bralorne South and Brett/479 MMI
Number of Samples 86

ANALYSIS REPORT BBM20-03139

Element	Sr	Ta	Tb	Te	Th	Ti
Method	GE_MMIME	GE_MMIME	GE_MMIME	GE_MMIME	GE_MMIME	GE_MMIME
Lower Limit	10	1	0.1	10	0.5	10
Upper Limit	--	--	--	--	--	--
Unit	ppb	ppb	ppb	ppb	ppb	ppb
1254	590	<1	3.1	<10	10.7	260
1255	1710	<1	3.8	<10	11.4	100
1256	950	<1	1.4	<10	8.1	200
1257	2370	<1	3.2	<10	5.8	10
1258	2230	<1	2.9	<10	6.1	<10
1259	960	<1	3.0	<10	10.4	10
1260	1850	<1	1.0	<10	3.5	10
1261	770	<1	2.7	<10	10.4	70
1262	1700	<1	3.0	<10	7.7	40
1263	2150	<1	2.4	<10	7.2	30
1264	1120	<1	1.2	<10	3.7	40
1265	2060	<1	5.4	<10	12.5	10
1266	970	<1	4.5	<10	11.7	50
1267	2230	<1	4.5	<10	9.8	10
1268	2480	<1	1.9	<10	8.2	30
1269	2090	<1	2.2	<10	6.6	20
1270	1950	<1	2.4	<10	5.5	20
1271	1920	<1	1.7	<10	5.0	40
1272	1180	<1	2.1	<10	7.6	120
1273	1050	<1	3.4	<10	10.3	240
1274	2900	<1	4.9	<10	3.5	<10
1275	1810	<1	2.9	<10	7.1	20
1276	840	<1	2.3	<10	12.0	490
1277	550	<1	2.2	<10	11.6	580
1278	1530	<1	3.6	<10	8.1	40
1279	1300	<1	2.0	<10	8.5	70
1280	2620	<1	2.6	<10	3.7	<10
1281	2490	<1	0.6	<10	1.6	10
1282	1970	<1	1.3	<10	2.6	<10

- not analysed | -- element not determined | I.S. insufficient sample | L.N.R. listed not received

SGS Canada | CA MIN Burnaby, BC 3260 Production Way, Burnaby, BC V5A 4W4 Burnaby CANADA t +1 (604) 638 2349 f www.sgs.com

Member of the SGS Group (SGS SA)

SGS

Order Number PO:
Project DECOORS MINING
Submission Number *BBY*DECOORS/Bralorne North, Bralorne South and Brett/479 MMI
Number of Samples 86

ANALYSIS REPORT BBM20-03139

Element	Sr	Ta	Tb	Te	Th	Ti
Method	GE_MMIME	GE_MMIME	GE_MMIME	GE_MMIME	GE_MMIME	GE_MMIME
Lower Limit	10	1	0.1	10	0.5	10
Upper Limit	--	--	--	--	--	--
Unit	ppb	ppb	ppb	ppb	ppb	ppb
1283	1730	<1	1.7	<10	6.2	30
1284	1980	<1	0.3	<10	2.0	30
1285	2390	<1	0.8	<10	2.3	<10
1286	1110	<1	0.7	<10	1.7	40
1287	1730	<1	0.7	<10	4.1	10
1288	2020	<1	1.9	<10	7.2	<10
1289	960	<1	2.6	<10	8.3	80
1290	1350	<1	3.2	<10	10.0	50
1291	1280	<1	1.9	<10	7.7	60
1292	980	<1	2.7	<10	7.5	120
1293	820	<1	4.6	<10	12.1	200
1294	1080	<1	8.5	<10	21.2	720
1295	920	<1	4.9	<10	13.1	280
1296	1700	<1	0.9	<10	1.9	10
*Blk BLANK	<10	<1	<0.1	<10	<0.5	<10
*Rep 1238	750	<1	1.9	<10	8.0	180
*Rep 1247	840	<1	2.8	<10	7.6	230
*Std AMIS0169	80	<1	3.8	<10	47.7	240
*Rep 1255	1450	<1	3.1	<10	10.4	120
*Blk BLANK	<10	<1	<0.1	<10	<0.5	<10
*Rep 1271	2100	<1	1.8	<10	5.4	40
*Std AMIS0169	80	<1	5.5	<10	70.8	280
*Rep 1292	1160	<1	2.3	<10	6.7	130

- not analysed | -- element not determined | I.S. insufficient sample | L.N.R. listed not received

SGS Canada | CA MIN Burnaby, BC 3260 Production Way, Burnaby, BC V5A 4W4 Burnaby CANADA t +1 (604) 638 2349 f www.sgs.com

Member of the SGS Group (SGS SA)

SGS

Order Number PO:
Project DECOORS MINING
Submission Number *BBY*DECOORS/Bralorne North, Bralorne South and Brett/479 MMI
Number of Samples 86

ANALYSIS REPORT BBM20-03139

Element	Tl	U	V	W	Y	Yb
Method	GE_MMIME	GE_MMIME	GE_MMIME	GE_MMIME	GE_MMIME	GE_MMIME
Lower Limit	0.1	0.5	1	0.5	1	0.2
Upper Limit	--	--	--	--	--	--
Unit	ppb	ppb	ppb	ppb	ppb	ppb
1211	0.4	19.8	42	0.7	455	19.6
1212	0.2	10.5	46	0.7	58	3.8
1213	0.4	6.1	29	0.5	32	2.3
1214	0.5	7.0	18	0.6	42	3.5
1215	0.2	4.5	28	<0.5	39	2.9
1216	0.7	4.3	13	<0.5	40	3.2
1217	0.7	6.2	68	0.6	159	9.2
1218	0.4	6.7	24	<0.5	61	4.3
1219	0.3	16.7	4	<0.5	60	3.4
1220	0.4	10.5	9	<0.5	25	1.5
1221	0.4	29.2	3	<0.5	206	10.0
1222	<0.1	15.8	3	<0.5	55	2.6
1223	0.1	12.6	17	<0.5	89	4.2
1224	0.3	9.6	12	<0.5	96	4.6
1225	0.8	18.0	6	<0.5	93	4.7
1226	1.1	21.7	8	<0.5	121	8.0
1227	0.2	7.2	4	<0.5	51	2.5
1228	0.5	7.3	10	<0.5	117	6.5
1229	0.1	7.3	5	<0.5	28	1.1
1230	0.3	6.3	19	<0.5	51	3.3
1231	0.4	6.3	18	<0.5	73	5.1
1232	1.6	23.6	3	<0.5	563	17.2
1233	0.6	11.7	9	<0.5	77	4.4
1234	0.4	7.6	47	<0.5	53	3.4
1235	0.3	14.1	7	<0.5	53	2.5
1236	0.3	15.3	8	<0.5	102	4.9
1237	0.3	6.5	16	<0.5	38	2.9
1238	0.7	8.1	17	<0.5	49	3.5
1239	0.5	9.1	25	<0.5	56	3.3

- not analysed | -- element not determined | I.S. insufficient sample | L.N.R. listed not received

SGS Canada | CA MIN Burnaby, BC 3260 Production Way, Burnaby, BC V5A 4W4 Burnaby CANADA t +1 (604) 638 2349 f www.sgs.com

Member of the SGS Group (SGS SA)

SGS

Order Number PO:
Project DECOORS MINING
Submission Number *BBY*DECOORS/Bralorne North, Bralorne South and Brett/479 MMI
Number of Samples 86

ANALYSIS REPORT BBM20-03139

Element	Tl	U	V	W	Y	Yb
Method	GE_MMIME	GE_MMIME	GE_MMIME	GE_MMIME	GE_MMIME	GE_MMIME
Lower Limit	0.1	0.5	1	0.5	1	0.2
Upper Limit	--	--	--	--	--	--
Unit	ppb	ppb	ppb	ppb	ppb	ppb
1240	0.5	6.7	27	<0.5	47	3.3
1241	0.3	9.0	33	<0.5	59	4.4
1242	0.7	7.9	5	<0.5	275	12.8
1243	0.3	4.9	21	<0.5	41	2.9
1244	0.1	5.2	13	<0.5	40	2.7
1245	0.2	8.4	23	<0.5	38	3.0
1246	0.2	8.2	26	<0.5	156	7.1
1247	0.5	7.7	44	<0.5	81	4.8
1248	0.4	6.5	60	0.8	65	4.0
1249	0.3	5.7	25	<0.5	44	2.6
1250	0.4	7.3	8	<0.5	25	1.6
1251	0.5	5.8	33	<0.5	72	4.3
1252	0.2	4.8	18	<0.5	23	1.6
1253	0.4	13.6	5	<0.5	141	8.1
1254	0.3	8.4	32	0.8	88	7.0
1255	0.4	7.1	26	<0.5	94	5.6
1256	0.1	6.2	14	<0.5	37	3.1
1257	0.4	10.0	12	<0.5	88	5.1
1258	0.2	12.0	6	<0.5	89	5.0
1259	0.2	10.3	5	<0.5	77	4.2
1260	0.2	16.3	14	<0.5	31	1.6
1261	0.1	8.2	14	<0.5	67	5.4
1262	0.2	8.9	16	<0.5	84	4.3
1263	0.2	10.8	6	<0.5	66	3.8
1264	0.1	11.4	10	<0.5	37	2.3
1265	0.2	67.6	9	<0.5	145	8.3
1266	0.2	19.0	16	<0.5	135	7.6
1267	0.1	85.6	5	<0.5	115	7.0
1268	0.1	25.2	6	<0.5	55	3.0

- not analysed | -- element not determined | I.S. insufficient sample | L.N.R. listed not received

SGS Canada | CA MIN Burnaby, BC 3260 Production Way, Burnaby, BC V5A 4W4 Burnaby CANADA t +1 (604) 638 2349 f www.sgs.com

Member of the SGS Group (SGS SA)

SGS

Order Number PO:
Project DECOORS MINING
Submission Number *BBY*DECOORS/Bralorne North, Bralorne South and Brett/479 MMI
Number of Samples 86

ANALYSIS REPORT BBM20-03139

Element	Tl	U	V	W	Y	Yb
Method	GE_MMIME	GE_MMIME	GE_MMIME	GE_MMIME	GE_MMIME	GE_MMIME
Lower Limit	0.1	0.5	1	0.5	1	0.2
Upper Limit	--	--	--	--	--	--
Unit	ppb	ppb	ppb	ppb	ppb	ppb
1269	0.1	14.4	8	<0.5	61	3.6
1270	<0.1	10.4	6	<0.5	72	3.7
1271	0.1	4.4	13	<0.5	53	2.9
1272	0.1	5.3	22	<0.5	56	3.8
1273	0.1	7.2	38	0.8	93	6.1
1274	0.2	4.9	4	<0.5	147	7.6
1275	0.1	5.3	9	<0.5	78	5.1
1276	0.1	5.6	52	0.7	64	4.9
1277	<0.1	5.7	25	0.5	60	4.5
1278	0.1	6.7	10	<0.5	81	5.1
1279	0.1	5.3	15	<0.5	60	3.7
1280	0.1	6.2	2	<0.5	93	4.5
1281	0.3	2.0	36	<0.5	17	1.0
1282	0.1	13.6	16	<0.5	37	2.0
1283	0.2	14.2	13	<0.5	60	3.2
1284	0.2	22.5	25	0.5	8	0.5
1285	0.2	14.5	14	<0.5	26	1.7
1286	0.1	13.4	32	<0.5	19	1.2
1287	0.6	31.1	31	0.7	28	2.0
1288	0.2	80.7	7	<0.5	77	4.7
1289	0.1	9.3	14	<0.5	62	4.5
1290	0.2	6.9	17	<0.5	71	4.8
1291	<0.1	5.3	19	0.5	52	3.4
1292	0.1	7.3	13	1.1	71	4.7
1293	0.3	10.8	23	<0.5	123	8.6
1294	0.5	9.9	145	1.6	212	14.6
1295	0.1	9.1	33	0.8	139	8.3
1296	0.2	6.4	8	0.5	30	2.1
*Blk BLANK	<0.1	<0.5	<1	<0.5	<1	<0.2

- not analysed | -- element not determined | I.S. insufficient sample | L.N.R. listed not received

SGS Canada | CA MIN Burnaby, BC 3260 Production Way, Burnaby, BC V5A 4W4 Burnaby CANADA t +1 (604) 638 2349 f www.sgs.com

Member of the SGS Group (SGS SA)

SGS

Order Number PO:
Project DECOORS MINING
Submission Number *BBY*DECOORS/Bralorne North, Bralorne South and Brett/479 MMI
Number of Samples 86

ANALYSIS REPORT BBM20-03139

Element	Tl	U	V	W	Y	Yb
Method	GE_MMIME	GE_MMIME	GE_MMIME	GE_MMIME	GE_MMIME	GE_MMIME
Lower Limit	0.1	0.5	1	0.5	1	0.2
Upper Limit	--	--	--	--	--	--
Unit	ppb	ppb	ppb	ppb	ppb	ppb
*Rep 1238	0.7	8.7	19	<0.5	50	4.0
*Rep 1247	0.6	8.1	50	<0.5	79	4.7
*Std AMIS0169	1.3	18.6	35	0.9	88	6.7
*Rep 1255	0.3	7.6	22	<0.5	78	4.7
*Blk BLANK	<0.1	<0.5	<1	<0.5	<1	<0.2
*Rep 1271	0.1	4.9	13	0.6	53	3.3
*Std AMIS0169	1.1	22.0	37	1.5	103	9.7
*Rep 1292	0.2	6.1	14	0.9	64	3.9

Element	Zn	Zr
Method	GE_MMIME	GE_MMIME
Lower Limit	10	2
Upper Limit	--	--
Unit	ppb	ppb
1211	1130	112
1212	270	133
1213	740	86
1214	50	59
1215	50	41
1216	60	30
1217	30	78
1218	150	67
1219	230	18
1220	40	8
1221	380	22
1222	80	<2
1223	40	28
1224	100	37

- not analysed | -- element not determined | I.S. insufficient sample | L.N.R. listed not received

SGS Canada | CA MIN Burnaby, BC 3260 Production Way, Burnaby, BC V5A 4W4 Burnaby CANADA t +1 (604) 638 2349 f www.sgs.com

Member of the SGS Group (SGS SA)

SGS

Order Number PO:
Project DECOORS MINING
Submission Number *BBY*DECOORS/Bralorne North, Bralorne South and Brett/479 MMI
Number of Samples 86

ANALYSIS REPORT BBM20-03139

Element	Zn	Zr
Method	GE_MMIME	GE_MMIME
Lower Limit	10	2
Upper Limit	--	--
Unit	ppb	ppb
1225	20	37
1226	40	54
1227	100	9
1228	240	26
1229	110	7
1230	20	49
1231	40	70
1232	80	15
1233	30	33
1234	40	59
1235	70	8
1236	40	14
1237	110	36
1238	70	63
1239	40	86
1240	40	70
1241	60	96
1242	110	24
1243	320	45
1244	1230	69
1245	240	87
1246	120	18
1247	100	53
1248	100	73
1249	60	26
1250	60	11
1251	50	41
1252	50	26
1253	20	19

- not analysed | -- element not determined | I.S. insufficient sample | L.N.R. listed not received

SGS Canada | CA MIN Burnaby, BC 3260 Production Way, Burnaby, BC V5A 4W4 Burnaby CANADA t +1 (604) 638 2349 f www.sgs.com

Member of the SGS Group (SGS SA)

SGS

Order Number PO:
Project DECOORS MINING
Submission Number *BBY*DECOORS/Bralorne North, Bralorne South and Brett/479 MMI
Number of Samples 86

ANALYSIS REPORT BBM20-03139

Element	Zn	Zr
Method	GE_MMIME	GE_MMIME
Lower Limit	10	2
Upper Limit	--	--
Unit	ppb	ppb
1254	70	100
1255	40	36
1256	140	68
1257	40	19
1258	40	16
1259	30	18
1260	70	7
1261	150	38
1262	70	19
1263	170	16
1264	150	12
1265	90	23
1266	200	33
1267	60	26
1268	110	13
1269	20	17
1270	50	14
1271	50	23
1272	40	44
1273	60	60
1274	20	13
1275	20	28
1276	540	83
1277	190	111
1278	40	24
1279	70	31
1280	10	16
1281	10	6
1282	10	8

- not analysed | -- element not determined | I.S. insufficient sample | L.N.R. listed not received

SGS Canada | CA MIN Burnaby, BC 3260 Production Way, Burnaby, BC V5A 4W4 Burnaby CANADA t +1 (604) 638 2349 f www.sgs.com

Member of the SGS Group (SGS SA)

SGS

Order Number PO:
Project DECOORS MINING
Submission Number *BBY*DECOORS/Bralorne North, Bralorne South and Brett/479 MMI
Number of Samples 86

ANALYSIS REPORT BBM20-03139

Element	Zn	Zr
Method	GE_MMIME	GE_MMIME
Lower Limit	10	2
Upper Limit	--	--
Unit	ppb	ppb
1283	80	22
1284	60	3
1285	<10	4
1286	20	9
1287	30	5
1288	40	16
1289	140	37
1290	120	23
1291	70	27
1292	380	43
1293	260	71
1294	220	75
1295	220	64
1296	100	6
*Blk BLANK	<10	<2
*Rep 1238	70	65
*Rep 1247	100	52
*Std AMIS0169	140	32
*Rep 1255	50	41
*Blk BLANK	<10	<2
*Rep 1271	70	19
*Std AMIS0169	180	47
*Rep 1292	370	33

- not analysed | -- element not determined | I.S. insufficient sample | L.N.R. listed not received

SGS Canada | CA MIN Burnaby, BC 3260 Production Way, Burnaby, BC V5A 4W4 Burnaby CANADA t +1 (604) 638 2349 f www.sgs.com

Member of the SGS Group (SGS SA)

ANALYSIS REPORT BBM20-03140

To COD SGS MINERALS - GEOCHEM VANCOUVER
ACCOUNTS PAYABLE
SGS CANADA INC
3260 PRODUCTION WAY
BURNABY V5A 4W4
BC
CANADA

Order Number	PO:	Date Received	19-Jun-2020
Project	DECOORS MINING	Date Analysed	23-Jun-2020 - 30-Jun-2020
Submission Number	*BBY*DECOORS/Bralorne North, Bralorne South and Brett/479 MMI	Date Completed	30-Jun-2020
		SGS Order Number	BBM20-03140
Number of Samples	86		

Methods Summary

Number of Sample	Method Code	Description
86	G_LOG	Sample Registration Fee
86	G_WGH_KG	Weight of samples received
86	GE_MMIME	Mobile Metal ION enhanced package, ICP-MS

Authorised Signatory

John Chiang
Laboratory Operations Manager

This document is issued by the Company under its General Conditions of Service accessible at http://www.sgs.com/en/Terms-and-Conditions.aspx. Attention is drawn to the limitation of liability, indemnification and jurisdiction issues defined therein. Any holder of this document is advised that information contained hereon reflects the Company's findings at the time of its intervention only and within the limits of Client's instructions, if any. The Company's sole responsibility is to its Client and this document does not exonerate parties to a transaction from exercising all their rights and obligations under the transaction documents. Any unauthorized alteration, forgery or falsification of the content or appearance of this document is unlawful and offenders may be prosecuted to the fullest extent of the law.
WARNING: The sample(s) to which the findings recorded herein (the "Findings") relate was(were) drawn and / or provided by the Client or by a third party acting at the Client's direction. The Findings constitute no warranty of the sample's representativeness of any goods and strictly relate to the sample(s). The Company accepts no liability with regard to the origin or source from which the sample(s) is/are said to be extracted. The findings report on the samples provided by the client and are not intended for commercial or contractual settlement puposes.

- not analysed | -- element not determined | I.S. insufficient sample | L.N.R. listed not received

SGS

Order Number PO:
Project DECOORS MINING
Submission Number *BBY*DECOORS/Bralorne North, Bralorne South and Brett/479 MMI
Number of Samples 86

ANALYSIS REPORT BBM20-03140

Element	Wtkg	Ag	Al	As	Au	Ba
Method	G_WGH_KG	GE_MMIME	GE_MMIME	GE_MMIME	GE_MMIME	GE_MMIME
Lower Limit	0.01	0.5	1	10	0.1	10
Upper Limit	--	--	--	--	--	--
Unit	kg	ppb	ppm m / m	ppb	ppb	ppb
1297	0.61	20.0	51	10	0.9	1600
1298	0.74	35.8	33	<10	0.4	1170
1299	0.64	44.5	24	<10	1.9	2740
1300	0.56	34.4	26	<10	1.2	1780
1302	0.85	53.1	83	60	0.8	1250
1303	0.70	51.0	127	110	0.1	2540
1304	0.57	12.2	143	60	0.2	2080
1305	0.51	6.6	140	20	<0.1	500
1306	0.79	25.4	72	30	0.3	870
1307	0.52	8.1	154	20	0.1	410
1308	0.45	2.7	2	<10	0.1	50
1309	0.76	33.8	101	40	0.2	1040
1310	0.75	17.8	36	50	0.8	1060
1311	0.55	14.5	77	20	0.5	570
1312	0.78	28.5	134	50	0.2	730
1313	0.80	5.2	27	60	0.7	750
1314	0.63	0.8	51	40	0.1	410
1315	0.50	6.3	20	<10	1.6	2250
1316	0.55	38.3	83	<10	0.3	550
1317	0.75	44.3	61	40	0.5	1140
1318	0.56	34.8	84	30	<0.1	890
1319	0.73	53.7	79	20	0.1	560
1320	0.57	31.4	79	20	0.1	460
1321	0.76	51.8	43	60	0.4	1800
1322	0.90	76.8	30	10	0.5	1370
1323	0.42	47.1	112	20	0.1	370
1324	0.80	97.3	55	10	0.4	1060
1325	0.53	66.7	78	20	0.1	340
1326	0.80	29.4	93	30	0.1	810

- not analysed | -- element not determined | I.S. insufficient sample | L.N.R. listed not received

SGS Canada | CA MIN Burnaby, BC 3260 Production Way, Burnaby, BC V5A 4W4 Burnaby CANADA t +1 (604) 638 2349 f www.sgs.com

Member of the SGS Group (SGS SA)

SGS

Order Number PO:
Project DECOORS MINING
Submission Number *BBY*DECOORS/Bralorne North, Bralorne South and Brett/479 MMI
Number of Samples 86

ANALYSIS REPORT BBM20-03140

Element	Wtkg	Ag	Al	As	Au	Ba
Method	G_WGH_KG	GE_MMIME	GE_MMIME	GE_MMIME	GE_MMIME	GE_MMIME
Lower Limit	0.01	0.5	1	10	0.1	10
Upper Limit	--	--	--	--	--	--
Unit	kg	ppb	ppm m / m	ppb	ppb	ppb
1327	0.51	36.9	58	70	0.2	730
1328	0.76	26.2	82	80	0.1	2210
1329	1.06	19.9	61	100	0.4	2880
1330	0.50	23.7	99	30	<0.1	430
1331	0.85	33.2	55	40	0.2	3240
1332	0.69	107	90	210	0.1	960
1333	0.52	61.2	149	70	<0.1	1960
1334	0.61	53.9	102	30	0.2	1590
1335	0.75	18.9	30	110	0.7	820
1336	0.68	16.6	39	40	0.9	960
1337	0.81	15.4	46	90	0.1	1760
1338	0.52	9.1	73	40	0.3	1430
1339	0.66	24.1	13	40	1.9	1080
1340	0.51	31.2	22	20	1.5	2320
1341	0.59	27.2	142	80	0.2	1260
1342	0.59	31.2	190	40	<0.1	790
1343	0.42	39.5	111	40	0.1	280
1344	0.78	27.1	73	90	0.2	750
1345	0.49	44.4	100	40	0.2	790
1346	0.62	27.8	46	30	0.2	320
1347	0.48	62.9	20	<10	0.3	1030
1348	0.77	47.7	62	90	0.6	480
1349	0.45	27.5	41	50	1.0	370
1350	0.64	42.7	55	70	0.4	690
1351	0.41	37.1	111	20	<0.1	710
1352	0.72	27.4	130	60	<0.1	980
1353	0.59	42.5	122	30	<0.1	580
1354	0.72	32.1	123	30	<0.1	690
1355	0.67	20.1	108	50	<0.1	700

- not analysed | -- element not determined | I.S. insufficient sample | L.N.R. listed not received

SGS Canada | CA MIN Burnaby, BC 3260 Production Way, Burnaby, BC V5A 4W4 Burnaby CANADA t +1 (604) 638 2349 f www.sgs.com

Member of the SGS Group (SGS SA)

SGS

Order Number PO:
Project DECOORS MINING
Submission Number *BBY*DECOORS/Bralorne North, Bralorne South and Brett/479 MMI
Number of Samples 86

ANALYSIS REPORT BBM20-03140

Element	Wtkg	Ag	Al	As	Au	Ba
Method	G_WGH_KG	GE_MMIME	GE_MMIME	GE_MMIME	GE_MMIME	GE_MMIME
Lower Limit	0.01	0.5	1	10	0.1	10
Upper Limit	--	--	--	--	--	--
Unit	kg	ppb	ppm m / m	ppb	ppb	ppb
1356	0.50	20.3	56	10	<0.1	550
1357	0.77	22.9	33	20	0.3	550
1358	0.69	9.9	55	110	0.3	830
1359	0.82	11.6	37	30	0.2	550
1360	0.57	27.6	70	20	0.4	520
1361	0.77	21.2	60	60	0.2	1070
1362	0.74	27.0	49	30	<0.1	860
1363	0.79	20.5	71	20	0.2	690
1364	0.50	11.0	21	60	0.5	1010
1365	0.71	18.6	129	90	0.5	1590
1366	0.58	34.2	114	170	0.7	2370
1367	0.74	36.3	29	100	1.9	1950
1368	0.65	55.8	32	110	0.9	790
1369	0.72	26.9	6	280	10.2	210
1370	0.73	15.4	6	60	1.6	1660
1371	0.47	1.9	86	80	<0.1	1320
1372	0.38	3.8	125	50	<0.1	1160
1373	0.58	6.3	95	130	0.1	1120
1374	0.71	20.7	11	30	0.7	1140
1375	0.65	27.2	20	20	0.8	2510
1376	0.67	3.8	22	60	0.5	3790
1377	0.79	12.8	1	100	1.5	390
1378	0.76	8.9	33	<10	0.4	3920
1379	0.83	4.9	27	<10	1.0	2320
1380	0.46	10.4	130	10	<0.1	620
1381	0.59	20.0	108	40	<0.1	790
1382	0.45	8.6	147	10	<0.1	830
1383	0.51	15.0	169	20	0.2	870
*Rep 1305	-	7.0	166	20	<0.1	540

- not analysed | -- element not determined | I.S. insufficient sample | L.N.R. listed not received

SGS Canada | CA MIN Burnaby, BC 3260 Production Way, Burnaby, BC V5A 4W4 Burnaby CANADA t +1 (604) 638 2349 f www.sgs.com

Member of the SGS Group (SGS SA)

SGS

Order Number PO:
Project DECOORS MINING
Submission Number *BBY*DECOORS/Bralorne North, Bralorne South and Brett/479 MMI
Number of Samples 86

ANALYSIS REPORT BBM20-03140

Element	Wtkg	Ag	Al	As	Au	Ba
Method	G_WGH_KG	GE_MMIME	GE_MMIME	GE_MMIME	GE_MMIME	GE_MMIME
Lower Limit	0.01	0.5	1	10	0.1	10
Upper Limit	--	--	--	--	--	--
Unit	kg	ppb	ppm m / m	ppb	ppb	ppb
*Std AMIS0169	-	6.7	47	<10	0.4	840
*Rep 1327	-	33.7	58	80	0.2	800
*Blk BLANK	-	<0.5	<1	<10	<0.1	<10
*Rep 1350	-	39.1	57	70	0.4	650
*Std AMIS0169	-	7.9	51	<10	0.6	980
*Blk BLANK	-	<0.5	<1	<10	<0.1	<10
*Rep 1383	-	16.2	180	10	<0.1	860

Element	Bi	Ca	Cd	Ce	Co	Cr
Method	GE_MMIME	GE_MMIME	GE_MMIME	GE_MMIME	GE_MMIME	GE_MMIME
Lower Limit	0.5	2	1	2	1	1
Upper Limit	--	--	--	--	--	--
Unit	ppb	ppm m / m	ppb	ppb	ppb	ppb
1297	<0.5	380	14	69	91	41
1298	<0.5	230	13	93	44	32
1299	<0.5	491	6	44	112	89
1300	<0.5	348	9	69	170	20
1302	<0.5	194	15	137	83	68
1303	1.1	77	35	219	179	167
1304	0.6	189	58	112	87	128
1305	<0.5	121	23	96	136	136
1306	<0.5	128	6	110	183	45
1307	<0.5	88	16	126	469	94
1308	<0.5	297	2	2	344	163
1309	<0.5	124	17	165	264	97
1310	<0.5	257	6	82	228	66
1311	<0.5	207	11	174	123	75
1312	<0.5	33	4	159	287	104

- not analysed | -- element not determined | I.S. insufficient sample | L.N.R. listed not received

SGS Canada | CA MIN Burnaby, BC 3260 Production Way, Burnaby, BC V5A 4W4 Burnaby CANADA t +1 (604) 638 2349 f www.sgs.com

Member of the SGS Group (SGS SA)

SGS

Order Number PO:
Project DECOORS MINING
Submission Number *BBY*DECOORS/Bralorne North, Bralorne South and Brett/479 MMI
Number of Samples 86

ANALYSIS REPORT BBM20-03140

Element	Bi	Ca	Cd	Ce	Co	Cr
Method	GE_MMIME	GE_MMIME	GE_MMIME	GE_MMIME	GE_MMIME	GE_MMIME
Lower Limit	0.5	2	1	2	1	1
Upper Limit	--	--	--	--	--	--
Unit	ppb	ppm m / m	ppb	ppb	ppb	ppb
1313	<0.5	278	3	44	99	21
1314	<0.5	313	28	40	353	57
1315	<0.5	324	<1	11	30	73
1316	<0.5	102	3	72	66	32
1317	<0.5	89	1	53	116	48
1318	<0.5	111	2	245	52	82
1319	<0.5	179	9	77	48	42
1320	<0.5	105	5	76	101	51
1321	<0.5	142	3	97	108	71
1322	<0.5	197	3	45	98	35
1323	<0.5	149	21	98	55	42
1324	<0.5	138	2	36	59	36
1325	<0.5	214	10	78	159	46
1326	<0.5	95	5	134	200	98
1327	<0.5	176	24	1170	366	144
1328	<0.5	102	7	153	78	229
1329	<0.5	105	3	479	201	193
1330	<0.5	171	64	114	103	109
1331	<0.5	143	6	182	219	72
1332	<0.5	179	20	186	280	101
1333	<0.5	52	5	445	134	124
1334	<0.5	185	7	275	46	303
1335	<0.5	225	6	81	197	168
1336	<0.5	154	3	79	107	162
1337	<0.5	125	2	164	495	199
1338	<0.5	137	3	131	111	91
1339	<0.5	324	4	16	306	45
1340	<0.5	289	3	38	166	44
1341	<0.5	137	5	182	94	157

- not analysed | -- element not determined | I.S. insufficient sample | L.N.R. listed not received

SGS Canada | CA MIN Burnaby, BC 3260 Production Way, Burnaby, BC V5A 4W4 Burnaby CANADA t +1 (604) 638 2349 f www.sgs.com

Member of the SGS Group (SGS SA)

SGS

Order Number PO:
Project DECOORS MINING
Submission Number *BBY*DECOORS/Bralorne North, Bralorne South and Brett/479 MMI
Number of Samples 86

ANALYSIS REPORT BBM20-03140

Element	Bi	Ca	Cd	Ce	Co	Cr
Method	GE_MMIME	GE_MMIME	GE_MMIME	GE_MMIME	GE_MMIME	GE_MMIME
Lower Limit	0.5	2	1	2	1	1
Upper Limit	--	--	--	--	--	--
Unit	ppb	ppm m / m	ppb	ppb	ppb	ppb
1342	<0.5	158	156	88	77	84
1343	<0.5	193	14	93	63	52
1344	<0.5	203	17	136	183	140
1345	<0.5	246	13	149	92	45
1346	<0.5	246	14	38	181	88
1347	<0.5	495	9	41	157	40
1348	<0.5	219	20	521	290	76
1349	<0.5	212	16	161	155	57
1350	<0.5	290	15	127	142	80
1351	<0.5	170	13	121	45	29
1352	<0.5	187	6	84	63	79
1353	<0.5	143	16	88	51	104
1354	<0.5	128	9	143	71	57
1355	<0.5	205	18	75	108	70
1356	<0.5	168	12	65	118	25
1357	<0.5	221	5	231	372	45
1358	<0.5	106	3	157	190	66
1359	<0.5	84	6	151	210	24
1360	<0.5	124	16	317	458	40
1361	<0.5	137	3	154	209	90
1362	<0.5	52	3	118	126	35
1363	<0.5	105	2	37	82	39
1364	<0.5	236	2	42	203	97
1365	<0.5	214	19	171	277	296
1366	<0.5	93	8	243	105	347
1367	<0.5	246	7	68	156	174
1368	<0.5	185	17	164	254	173
1369	<0.5	129	3	14	422	313
1370	<0.5	230	6	21	366	75

- not analysed | -- element not determined | I.S. insufficient sample | L.N.R. listed not received

SGS Canada | CA MIN Burnaby, BC 3260 Production Way, Burnaby, BC V5A 4W4 Burnaby CANADA t +1 (604) 638 2349 f www.sgs.com

Member of the SGS Group (SGS SA)

SGS

Order Number PO:
Project DECOORS MINING
Submission Number *BBY*DECOORS/Bralorne North, Bralorne South and Brett/479 MMI
Number of Samples 86

ANALYSIS REPORT BBM20-03140

Element	Bi	Ca	Cd	Ce	Co	Cr
Method	GE_MMIME	GE_MMIME	GE_MMIME	GE_MMIME	GE_MMIME	GE_MMIME
Lower Limit	0.5	2	1	2	1	1
Upper Limit	--	--	--	--	--	--
Unit	ppb	ppm m / m	ppb	ppb	ppb	ppb
1371	<0.5	96	3	151	267	1110
1372	<0.5	102	6	189	166	725
1373	<0.5	188	7	70	114	291
1374	<0.5	147	8	31	152	99
1375	<0.5	233	2	78	76	92
1376	<0.5	101	<1	52	75	454
1377	<0.5	84	3	7	91	304
1378	<0.5	220	<1	28	59	21
1379	<0.5	173	1	31	73	20
1380	<0.5	54	3	154	131	109
1381	<0.5	227	20	68	74	229
1382	<0.5	166	15	95	59	101
1383	<0.5	165	22	142	50	90
*Rep 1305	<0.5	106	21	99	143	120
*Std AMIS0169	<0.5	34	1	607	82	74
*Rep 1327	0.6	188	19	1470	446	142
*Blk BLANK	<0.5	<2	<1	<2	<1	<1
*Rep 1350	<0.5	271	12	101	151	85
*Std AMIS0169	<0.5	34	1	573	76	82
*Blk BLANK	<0.5	<2	<1	<2	<1	<1
*Rep 1383	<0.5	149	22	120	47	82

Element	Cs	Cu	Dy	Er	Eu	Fe
Method	GE_MMIME	GE_MMIME	GE_MMIME	GE_MMIME	GE_MMIME	GE_MMIME
Lower Limit	0.2	10	0.5	0.2	0.2	1
Upper Limit	--	--	--	--	--	--
Unit	ppb	ppb	ppb	ppb	ppb	ppm m / m
1297	0.3	1070	11.5	5.4	4.3	24

- not analysed | -- element not determined | I.S. insufficient sample | L.N.R. listed not received

SGS Canada | CA MIN Burnaby, BC 3260 Production Way, Burnaby, BC V5A 4W4 Burnaby CANADA t +1 (604) 638 2349 f www.sgs.com

Member of the SGS Group (SGS SA)

SGS

Order Number PO:
Project DECOORS MINING
Submission Number *BBY*DECOORS/Bralorne North, Bralorne South and Brett/479 MMI
Number of Samples 86

ANALYSIS REPORT BBM20-03140

Element	Cs	Cu	Dy	Er	Eu	Fe
Method	GE_MMIME	GE_MMIME	GE_MMIME	GE_MMIME	GE_MMIME	GE_MMIME
Lower Limit	0.2	10	0.5	0.2	0.2	1
Upper Limit	--	--	--	--	--	--
Unit	ppb	ppb	ppb	ppb	ppb	ppm m / m
1298	0.4	920	24.8	10.9	10.8	16
1299	<0.2	1460	55.8	28.1	14.0	11
1300	<0.2	1090	15.1	6.1	6.6	10
1302	3.2	1110	48.4	19.9	16.1	38
1303	3.2	600	19.9	8.0	6.1	105
1304	2.1	330	19.8	9.1	5.8	116
1305	1.7	420	9.1	5.6	2.2	77
1306	3.7	1620	28.8	14.0	7.0	24
1307	8.1	2200	16.4	8.9	3.8	65
1308	9.6	90	1.4	0.5	0.6	11
1309	2.7	1240	20.2	8.9	5.6	39
1310	1.2	2830	13.6	6.0	4.4	32
1311	1.4	1970	31.3	14.8	9.5	25
1312	3.3	1110	20.3	9.3	4.9	55
1313	1.4	5370	5.7	3.4	1.8	41
1314	0.4	1480	16.5	10.2	5.3	71
1315	0.3	1170	13.5	7.0	4.3	8
1316	1.0	480	11.2	5.5	3.1	26
1317	1.7	1000	11.3	5.5	3.3	18
1318	1.7	560	29.2	13.2	7.8	49
1319	1.5	530	11.5	5.6	3.2	32
1320	2.1	660	14.6	6.9	4.0	41
1321	1.1	1120	7.9	4.0	2.5	21
1322	1.1	1520	6.6	3.3	1.8	18
1323	1.2	420	10.7	5.4	2.7	44
1324	1.2	1380	8.3	4.2	2.0	13
1325	2.1	1040	9.6	5.3	2.6	23
1326	11.4	920	21.8	11.8	5.3	51
1327	2.0	2730	133	53.9	37.1	55

- not analysed | -- element not determined | I.S. insufficient sample | L.N.R. listed not received

SGS Canada | CA MIN Burnaby, BC 3260 Production Way, Burnaby, BC V5A 4W4 Burnaby CANADA t +1 (604) 638 2349 f www.sgs.com

Member of the SGS Group (SGS SA)

SGS

Order Number PO:
Project DECOORS MINING
Submission Number *BBY*DECOORS/Bralorne North, Bralorne South and Brett/479 MMI
Number of Samples 86

ANALYSIS REPORT BBM20-03140

Element	Cs	Cu	Dy	Er	Eu	Fe
Method	GE_MMIME	GE_MMIME	GE_MMIME	GE_MMIME	GE_MMIME	GE_MMIME
Lower Limit	0.2	10	0.5	0.2	0.2	1
Upper Limit	--	--	--	--	--	--
Unit	ppb	ppb	ppb	ppb	ppb	ppm m / m
1328	1.0	370	12.1	5.5	3.4	60
1329	1.8	1910	36.3	14.9	10.5	37
1330	1.6	680	10.9	4.9	3.1	39
1331	3.6	2050	37.8	15.9	12.2	15
1332	4.7	940	26.8	12.4	7.8	30
1333	6.7	480	34.5	16.0	8.0	51
1334	2.6	1840	88.2	51.1	26.3	63
1335	0.6	2950	16.9	10.0	5.8	27
1336	0.6	610	15.4	7.5	4.7	18
1337	11.9	540	14.4	7.3	4.2	32
1338	2.5	430	10.3	4.8	2.8	39
1339	0.7	1620	8.8	4.8	3.1	9
1340	0.6	1510	15.3	7.5	5.0	9
1341	2.4	590	17.2	8.3	4.3	70
1342	3.0	190	13.8	7.3	3.2	101
1343	2.8	560	18.9	9.4	6.1	32
1344	1.7	2430	20.9	10.4	6.4	34
1345	1.2	1350	27.5	14.7	7.2	41
1346	1.9	2170	8.1	4.0	2.8	20
1347	1.8	1390	16.1	8.6	5.5	13
1348	5.1	3340	99.2	41.2	43.6	31
1349	2.5	2780	28.9	12.3	11.7	23
1350	2.3	1600	33.3	17.2	13.2	32
1351	1.3	410	10.8	4.9	2.5	48
1352	1.6	560	8.7	4.3	2.0	74
1353	1.2	370	8.1	3.4	1.9	65
1354	1.3	480	13.5	6.4	3.2	40
1355	1.9	610	9.7	4.9	2.4	63
1356	1.5	630	10.0	5.2	2.4	22

- not analysed | -- element not determined | I.S. insufficient sample | L.N.R. listed not received

SGS Canada | CA MIN Burnaby, BC 3260 Production Way, Burnaby, BC V5A 4W4 Burnaby CANADA t +1 (604) 638 2349 f www.sgs.com
Member of the SGS Group (SGS SA)

SGS

Order Number PO:
Project DECOORS MINING
Submission Number *BBY*DECOORS/Bralorne North, Bralorne South and Brett/479 MMI
Number of Samples 86

ANALYSIS REPORT BBM20-03140

Element	Cs	Cu	Dy	Er	Eu	Fe
Method	GE_MMIME	GE_MMIME	GE_MMIME	GE_MMIME	GE_MMIME	GE_MMIME
Lower Limit	0.2	10	0.5	0.2	0.2	1
Upper Limit	--	--	--	--	--	--
Unit	ppb	ppb	ppb	ppb	ppb	ppm m / m
1357	0.6	3110	119	68.1	35.7	27
1358	2.1	2830	23.4	9.7	6.1	25
1359	1.3	2250	34.3	13.4	10.6	9
1360	3.4	5080	46.9	20.8	13.0	19
1361	1.3	2230	37.9	18.6	11.5	36
1362	1.1	1530	20.0	8.7	5.6	15
1363	1.3	680	9.3	4.1	2.7	17
1364	0.5	2840	46.7	21.4	14.9	21
1365	1.2	410	13.9	7.0	3.9	91
1366	1.5	360	16.5	7.1	4.1	102
1367	0.4	710	8.1	3.2	2.9	20
1368	0.4	2450	28.3	11.8	10.8	21
1369	1.1	360	8.3	4.6	3.3	26
1370	0.3	950	15.0	7.7	4.5	4
1371	3.1	110	12.1	6.4	3.5	54
1372	1.9	150	17.0	8.6	4.3	82
1373	1.9	280	5.8	3.2	1.4	79
1374	<0.2	2160	24.5	11.6	8.2	4
1375	<0.2	1000	32.8	13.3	11.6	13
1376	0.5	290	9.7	4.5	3.0	16
1377	<0.2	380	8.5	4.2	2.7	2
1378	0.4	2100	7.0	3.3	2.4	12
1379	0.7	4950	48.0	24.0	17.0	7
1380	3.8	210	12.6	6.2	2.9	90
1381	1.5	740	8.8	4.7	2.2	59
1382	1.4	260	13.0	7.3	2.9	75
1383	2.2	240	11.8	6.2	2.8	90
*Rep 1305	2.1	590	11.4	6.8	2.8	82
*Std AMIS0169	6.7	3320	23.2	10.2	9.3	31

- not analysed | -- element not determined | I.S. insufficient sample | L.N.R. listed not received

SGS Canada | CA MIN Burnaby, BC 3260 Production Way, Burnaby, BC V5A 4W4 Burnaby CANADA t +1 (604) 638 2349 f www.sgs.com

Member of the SGS Group (SGS SA)

SGS

Order Number PO:
Project DECOORS MINING
Submission Number *BBY*DECOORS/Bralorne North, Bralorne South and Brett/479 MMI
Number of Samples 86

ANALYSIS REPORT BBM20-03140

Element	Cs	Cu	Dy	Er	Eu	Fe
Method	GE_MMIME	GE_MMIME	GE_MMIME	GE_MMIME	GE_MMIME	GE_MMIME
Lower Limit	0.2	10	0.5	0.2	0.2	1
Upper Limit	--	--	--	--	--	--
Unit	ppb	ppb	ppb	ppb	ppb	ppm m / m
*Rep 1327	2.0	2850	143	62.2	40.3	59
*Blk BLANK	<0.2	<10	<0.5	<0.2	<0.2	<1
*Rep 1350	2.4	1350	29.5	13.7	10.4	34
*Std AMIS0169	7.1	3630	22.5	9.7	9.3	32
*Blk BLANK	<0.2	<10	<0.5	<0.2	<0.2	<1
*Rep 1383	2.2	210	12.0	6.4	2.7	81

Element	Ga	Gd	Hg	In	K	La
Method	GE_MMIME	GE_MMIME	GE_MMIME	GE_MMIME	GE_MMIME	GE_MMIME
Lower Limit	0.5	0.5	1	0.1	0.5	1
Upper Limit	--	--	--	--	--	--
Unit	ppb	ppb	ppb	ppb	ppm m / m	ppb
1297	1.8	17.6	<1	<0.1	55.2	29
1298	2.0	41.3	<1	<0.1	33.2	64
1299	<0.5	65.5	4	<0.1	43.2	29
1300	0.6	25.9	<1	<0.1	43.3	40
1302	3.3	67.2	<1	<0.1	33.3	104
1303	10.5	25.3	<1	0.2	26.3	99
1304	15.2	25.3	<1	0.2	37.6	88
1305	11.4	10.0	<1	0.1	23.1	38
1306	2.6	30.8	<1	<0.1	26.8	43
1307	8.5	18.7	<1	<0.1	17.5	50
1308	<0.5	1.4	<1	<0.1	8.3	1
1309	4.6	26.7	<1	<0.1	38.0	72
1310	1.4	15.1	<1	<0.1	16.3	30
1311	2.4	40.5	<1	<0.1	25.0	88
1312	6.7	24.2	<1	0.1	21.2	67
1313	1.0	6.4	<1	<0.1	25.6	12

- not analysed | -- element not determined | I.S. insufficient sample | L.N.R. listed not received

SGS Canada | CA MIN Burnaby, BC 3260 Production Way, Burnaby, BC V5A 4W4 Burnaby CANADA t +1 (604) 638 2349 f www.sgs.com
Member of the SGS Group (SGS SA)

SGS

Order Number PO:
Project DECOORS MINING
Submission Number *BBY*DECOORS/Bralorne North, Bralorne South and Brett/479 MMI
Number of Samples 86

ANALYSIS REPORT BBM20-03140

Element	Ga	Gd	Hg	In	K	La
Method	GE_MMIME	GE_MMIME	GE_MMIME	GE_MMIME	GE_MMIME	GE_MMIME
Lower Limit	0.5	0.5	1	0.1	0.5	1
Upper Limit	--	--	--	--	--	--
Unit	ppb	ppb	ppb	ppb	ppm m / m	ppb
1314	3.5	21.9	<1	<0.1	18.9	45
1315	<0.5	19.0	<1	<0.1	13.7	17
1316	3.5	14.2	<1	<0.1	28.8	36
1317	1.6	14.8	<1	<0.1	22.5	37
1318	3.7	31.2	<1	<0.1	70.5	94
1319	4.2	14.2	<1	<0.1	42.5	45
1320	6.0	18.6	<1	<0.1	24.7	42
1321	0.9	11.2	<1	<0.1	24.0	35
1322	0.8	7.4	<1	<0.1	44.0	22
1323	8.2	14.9	<1	<0.1	35.7	43
1324	0.9	10.7	<1	<0.1	14.0	16
1325	3.4	12.9	<1	<0.1	41.2	29
1326	5.9	25.6	<1	<0.1	22.7	58
1327	1.8	160	<1	<0.1	23.7	521
1328	5.2	16.9	<1	<0.1	13.7	84
1329	3.2	44.0	<1	<0.1	28.9	157
1330	5.5	13.9	<1	<0.1	36.3	46
1331	1.2	53.8	<1	<0.1	14.2	111
1332	3.4	35.1	<1	<0.1	15.5	81
1333	9.2	44.1	<1	0.1	16.8	177
1334	4.8	123	<1	<0.1	23.9	289
1335	0.8	26.5	<1	<0.1	17.8	33
1336	0.8	19.2	<1	<0.1	44.1	36
1337	1.6	19.4	<1	<0.1	31.4	56
1338	3.2	12.3	<1	<0.1	31.6	40
1339	<0.5	12.5	<1	<0.1	23.7	9
1340	<0.5	22.8	<1	<0.1	28.4	30
1341	9.6	20.3	<1	0.1	18.8	78
1342	12.9	14.9	<1	0.1	31.9	45

- not analysed | -- element not determined | I.S. insufficient sample | L.N.R. listed not received

SGS Canada | CA MIN Burnaby, BC 3260 Production Way, Burnaby, BC V5A 4W4 Burnaby CANADA t +1 (604) 638 2349 f www.sgs.com

Member of the SGS Group (SGS SA)

SGS

Order Number PO:
Project DECOORS MINING
Submission Number *BBY*DECOORS/Bralorne North, Bralorne South and Brett/479 MMI
Number of Samples 86

ANALYSIS REPORT BBM20-03140

Element	Ga	Gd	Hg	In	K	La
Method	GE_MMIME	GE_MMIME	GE_MMIME	GE_MMIME	GE_MMIME	GE_MMIME
Lower Limit	0.5	0.5	1	0.1	0.5	1
Upper Limit	--	--	--	--	--	--
Unit	ppb	ppb	ppb	ppb	ppm m / m	ppb
1343	6.6	22.6	<1	<0.1	34.4	44
1344	2.6	27.2	<1	<0.1	21.7	69
1345	4.1	34.3	<1	<0.1	25.5	67
1346	1.4	10.8	<1	<0.1	30.2	20
1347	0.8	23.3	<1	<0.1	38.1	30
1348	2.4	155	<1	<0.1	18.4	377
1349	1.1	40.7	<1	<0.1	50.1	91
1350	1.9	47.8	<1	<0.1	21.8	83
1351	9.2	12.7	<1	<0.1	35.2	50
1352	9.1	10.2	<1	<0.1	26.2	34
1353	10.7	9.6	<1	<0.1	36.6	37
1354	7.9	16.8	<1	<0.1	41.0	61
1355	7.3	10.8	<1	<0.1	30.8	34
1356	2.3	13.6	<1	<0.1	24.1	23
1357	1.6	185	<1	<0.1	10.9	179
1358	2.0	31.9	<1	<0.1	36.2	50
1359	0.6	44.1	<1	<0.1	17.4	66
1360	2.3	69.1	<1	<0.1	17.2	118
1361	2.2	52.2	<1	<0.1	16.7	92
1362	1.7	24.3	<1	<0.1	15.3	46
1363	3.5	11.2	<1	<0.1	19.4	26
1364	0.9	67.4	<1	<0.1	23.9	122
1365	6.7	17.3	<1	0.1	43.4	69
1366	8.8	19.7	<1	0.2	47.0	86
1367	1.1	11.9	<1	<0.1	40.6	28
1368	0.8	42.1	<1	<0.1	32.3	71
1369	<0.5	12.4	<1	<0.1	7.7	10
1370	<0.5	20.5	1	<0.1	15.7	11
1371	3.2	16.8	<1	<0.1	20.6	55

- not analysed | -- element not determined | I.S. insufficient sample | L.N.R. listed not received

SGS Canada | CA MIN Burnaby, BC 3260 Production Way, Burnaby, BC V5A 4W4 Burnaby CANADA t +1 (604) 638 2349 f www.sgs.com

Member of the SGS Group (SGS SA)

SGS

Order Number PO:
Project DECOORS MINING
Submission Number *BBY*DECOORS/Bralorne North, Bralorne South and Brett/479 MMI
Number of Samples 86

ANALYSIS REPORT BBM20-03140

Element	Ga	Gd	Hg	In	K	La
Method	GE_MMIME	GE_MMIME	GE_MMIME	GE_MMIME	GE_MMIME	GE_MMIME
Lower Limit	0.5	0.5	1	0.1	0.5	1
Upper Limit	--	--	--	--	--	--
Unit	ppb	ppb	ppb	ppb	ppm m / m	ppb
1372	9.6	21.3	<1	0.1	34.3	85
1373	7.5	6.7	<1	<0.1	50.1	24
1374	<0.5	36.0	<1	<0.1	46.3	29
1375	0.7	47.6	<1	<0.1	36.5	119
1376	<0.5	14.3	<1	<0.1	22.0	39
1377	<0.5	12.5	<1	<0.1	14.3	6
1378	0.8	10.2	<1	<0.1	68.1	30
1379	<0.5	69.6	8	<0.1	25.1	52
1380	16.4	15.2	<1	0.1	15.6	61
1381	5.9	9.4	2	<0.1	27.1	23
1382	7.6	13.2	<1	<0.1	23.0	37
1383	13.2	13.6	<1	0.1	36.7	52
*Rep 1305	11.8	13.0	<1	0.1	21.6	37
*Std AMIS0169	8.3	37.0	<1	<0.1	39.8	346
*Rep 1327	3.4	177	<1	0.1	22.6	644
*Blk BLANK	<0.5	<0.5	<1	<0.1	<0.5	<1
*Rep 1350	2.1	39.7	<1	<0.1	21.3	69
*Std AMIS0169	8.3	34.1	<1	<0.1	42.9	351
*Blk BLANK	<0.5	<0.5	<1	<0.1	<0.5	<1
*Rep 1383	14.3	12.8	<1	0.1	43.2	48

Element	Li	Mg	Mn	Mo	Nb	Nd
Method	GE_MMIME	GE_MMIME	GE_MMIME	GE_MMIME	GE_MMIME	GE_MMIME
Lower Limit	1	0.5	100	2	0.5	1
Upper Limit	--	--	--	--	--	--
Unit	ppb	ppm m / m	ppb	ppb	ppb	ppb
1297	<1	60.7	3700	24	0.9	62
1298	<1	44.6	1300	7	1.0	146

- not analysed | -- element not determined | I.S. insufficient sample | L.N.R. listed not received

SGS Canada | CA MIN Burnaby, BC 3260 Production Way, Burnaby, BC V5A 4W4 Burnaby CANADA t +1 (604) 638 2349 f www.sgs.com

Member of the SGS Group (SGS SA)

SGS

Order Number PO:
Project DECOORS MINING
Submission Number *BBY*DECOORS/Bralorne North, Bralorne South and Brett/479 MMI
Number of Samples 86

ANALYSIS REPORT BBM20-03140

Element	Li	Mg	Mn	Mo	Nb	Nd
Method	GE_MMIME	GE_MMIME	GE_MMIME	GE_MMIME	GE_MMIME	GE_MMIME
Lower Limit	1	0.5	100	2	0.5	1
Upper Limit	--	--	--	--	--	--
Unit	ppb	ppm m / m	ppb	ppb	ppb	ppb
1299	4	194	2700	14	<0.5	85
1300	<1	59.5	3600	16	0.6	86
1302	1	17.6	5700	11	1.0	197
1303	4	7.7	8500	22	3.8	104
1304	3	18.5	13500	9	4.8	93
1305	1	11.1	10700	6	2.2	36
1306	<1	13.6	1800	7	2.3	81
1307	1	4.4	3700	7	2.1	68
1308	<1	149	5500	<2	<0.5	3
1309	1	17.0	6000	14	2.5	96
1310	<1	16.0	4600	9	<0.5	61
1311	<1	18.3	3800	7	0.6	146
1312	2	6.8	4600	13	2.1	84
1313	4	22.5	16900	6	<0.5	23
1314	3	30.7	15900	6	0.8	78
1315	<1	56.5	300	4	<0.5	45
1316	<1	5.2	2400	13	<0.5	53
1317	<1	4.8	1100	9	0.6	61
1318	<1	20.9	1700	6	2.2	124
1319	<1	9.0	4100	5	0.9	58
1320	<1	5.4	3400	12	1.9	72
1321	<1	7.1	600	4	<0.5	52
1322	<1	22.8	500	8	<0.5	32
1323	<1	5.8	5400	7	1.8	61
1324	<1	2.5	200	3	<0.5	35
1325	<1	11.0	2900	7	0.7	45
1326	1	6.5	3400	8	1.4	99
1327	<1	20.1	6100	15	2.8	663
1328	1	11.0	2200	9	1.9	85

- not analysed | -- element not determined | I.S. insufficient sample | L.N.R. listed not received

SGS Canada | CA MIN Burnaby, BC 3260 Production Way, Burnaby, BC V5A 4W4 Burnaby CANADA t +1 (604) 638 2349 f www.sgs.com
Member of the SGS Group (SGS SA)

SGS

Order Number PO:
Project DECOORS MINING
Submission Number *BBY*DECOORS/Bralorne North, Bralorne South and Brett/479 MMI
Number of Samples 86

ANALYSIS REPORT BBM20-03140

Element	Li	Mg	Mn	Mo	Nb	Nd
Method	GE_MMIME	GE_MMIME	GE_MMIME	GE_MMIME	GE_MMIME	GE_MMIME
Lower Limit	1	0.5	100	2	0.5	1
Upper Limit	--	--	--	--	--	--
Unit	ppb	ppm m / m	ppb	ppb	ppb	ppb
1329	<1	23.7	3600	8	2.1	194
1330	<1	9.2	6500	10	1.7	59
1331	<1	16.9	2900	7	<0.5	170
1332	<1	5.6	5000	13	1.2	127
1333	2	7.6	2300	8	1.9	216
1334	3	20.7	2700	4	2.2	462
1335	<1	95.2	3400	10	<0.5	81
1336	<1	95.4	1600	4	<0.5	72
1337	<1	67.0	4600	4	0.7	90
1338	<1	25.5	3500	7	1.7	56
1339	<1	124	4300	6	<0.5	29
1340	<1	48.0	600	5	<0.5	61
1341	2	8.2	4500	13	3.1	100
1342	4	10.6	10500	7	4.6	55
1343	1	6.9	4100	5	1.2	74
1344	1	16.9	3800	13	1.8	110
1345	<1	9.0	4400	11	1.8	119
1346	<1	14.7	3900	16	<0.5	40
1347	4	45.5	6500	10	<0.5	70
1348	<1	9.2	13300	71	<0.5	611
1349	<1	28.0	6400	27	<0.5	175
1350	1	26.7	5500	13	0.5	165
1351	2	6.8	5600	5	3.1	64
1352	3	5.4	2600	5	3.4	47
1353	2	8.4	4900	8	3.6	45
1354	<1	6.8	6400	8	1.8	78
1355	2	8.5	5600	7	3.3	44
1356	<1	8.0	3400	13	0.9	41
1357	<1	44.3	1300	5	1.7	479

- not analysed | -- element not determined | I.S. insufficient sample | L.N.R. listed not received

SGS Canada | CA MIN Burnaby, BC 3260 Production Way, Burnaby, BC V5A 4W4 Burnaby CANADA t +1 (604) 638 2349 f www.sgs.com

Member of the SGS Group (SGS SA)

SGS

Order Number PO:
Project DECOORS MINING
Submission Number *BBY*DECOORS/Bralorne North, Bralorne South and Brett/479 MMI
Number of Samples 86

ANALYSIS REPORT BBM20-03140

Element	Li	Mg	Mn	Mo	Nb	Nd
Method	GE_MMIME	GE_MMIME	GE_MMIME	GE_MMIME	GE_MMIME	GE_MMIME
Lower Limit	1	0.5	100	2	0.5	1
Upper Limit	--	--	--	--	--	--
Unit	ppb	ppm m / m	ppb	ppb	ppb	ppb
1358	<1	16.4	800	11	2.9	86
1359	<1	5.2	2100	7	0.5	146
1360	<1	6.6	3900	33	1.3	225
1361	<1	10.4	1800	8	2.1	181
1362	<1	6.1	1000	11	0.9	85
1363	<1	2.9	3400	7	0.7	53
1364	<1	17.2	3100	11	<0.5	240
1365	2	31.1	9600	8	4.3	88
1366	2	29.6	4200	9	3.3	92
1367	<1	50.2	2700	9	<0.5	45
1368	<1	56.2	5100	16	<0.5	150
1369	<1	176	2600	4	<0.5	28
1370	7	252	5600	3	<0.5	39
1371	<1	149	5200	<2	3.3	76
1372	2	69.8	12300	3	3.8	108
1373	3	55.1	8600	3	5.4	33
1374	2	379	2600	<2	<0.5	84
1375	<1	74.9	1700	8	<0.5	189
1376	<1	181	700	3	<0.5	70
1377	2	346	4700	<2	<0.5	26
1378	<1	38.4	400	4	<0.5	46
1379	1	47.7	700	5	<0.5	162
1380	1	15.4	3400	4	4.3	80
1381	2	90.4	11200	9	3.3	38
1382	2	25.4	8800	7	2.4	57
1383	3	20.1	10600	12	4.9	67
*Rep 1305	2	8.4	9000	7	2.4	48
*Std AMIS0169	<1	29.8	3100	3	2.4	306
*Rep 1327	<1	22.9	6100	15	4.0	745

- not analysed | -- element not determined | I.S. insufficient sample | L.N.R. listed not received

SGS Canada | CA MIN Burnaby, BC 3260 Production Way, Burnaby, BC V5A 4W4 Burnaby CANADA t +1 (604) 638 2349 f www.sgs.com

Member of the SGS Group (SGS SA)

SGS

Order Number PO:
Project DECOORS MINING
Submission Number *BBY*DECOORS/Bralorne North, Bralorne South and Brett/479 MMI
Number of Samples 86

ANALYSIS REPORT BBM20-03140

Element	Li	Mg	Mn	Mo	Nb	Nd
Method	GE_MMIME	GE_MMIME	GE_MMIME	GE_MMIME	GE_MMIME	GE_MMIME
Lower Limit	1	0.5	100	2	0.5	1
Upper Limit	--	--	--	--	--	--
Unit	ppb	ppm m / m	ppb	ppb	ppb	ppb
*Blk BLANK	<1	<0.5	<100	<2	<0.5	<1
*Rep 1350	<1	22.6	5200	12	<0.5	130
*Std AMIS0169	1	29.7	3500	3	2.4	304
*Blk BLANK	<1	<0.5	<100	<2	<0.5	<1
*Rep 1383	3	21.5	10200	11	4.7	67

Element	Ni	P	Pb	Pd	Pr	Pt
Method	GE_MMIME	GE_MMIME	GE_MMIME	GE_MMIME	GE_MMIME	GE_MMIME
Lower Limit	5	0.1	5	1	0.5	0.1
Upper Limit	--	--	--	--	--	--
Unit	ppb	ppm m / m	ppb	ppb	ppb	ppb
1297	1000	2.8	22	<1	12.3	<0.1
1298	406	1.5	25	<1	27.7	<0.1
1299	911	0.3	22	<1	13.9	<0.1
1300	533	1.2	12	<1	15.7	<0.1
1302	645	3.3	55	<1	39.5	<0.1
1303	632	9.4	130	<1	26.6	<0.1
1304	1290	9.4	171	<1	22.8	<0.1
1305	503	6.2	145	<1	11.7	<0.1
1306	224	1.7	76	<1	17.3	<0.1
1307	1470	4.1	82	<1	16.8	<0.1
1308	28700	0.6	<5	<1	0.7	<0.1
1309	634	3.5	84	<1	24.7	<0.1
1310	643	1.1	15	<1	12.3	<0.1
1311	876	1.9	35	<1	33.3	<0.1
1312	307	3.8	78	<1	21.2	<0.1
1313	213	1.5	<5	<1	4.8	<0.1
1314	1230	1.3	33	<1	16.8	<0.1

- not analysed | -- element not determined | I.S. insufficient sample | L.N.R. listed not received

SGS Canada | CA MIN Burnaby, BC 3260 Production Way, Burnaby, BC V5A 4W4 Burnaby CANADA t +1 (604) 638 2349 f www.sgs.com

Member of the SGS Group (SGS SA)

SGS

Order Number PO:
Project DECOORS MINING
Submission Number *BBY*DECOORS/Bralorne North, Bralorne South and Brett/479 MMI
Number of Samples 86

ANALYSIS REPORT BBM20-03140

Element	Ni	P	Pb	Pd	Pr	Pt
Method	GE_MMIME	GE_MMIME	GE_MMIME	GE_MMIME	GE_MMIME	GE_MMIME
Lower Limit	5	0.1	5	1	0.5	0.1
Upper Limit	--	--	--	--	--	--
Unit	ppb	ppm m / m	ppb	ppb	ppb	ppb
1315	330	0.3	<5	<1	7.3	<0.1
1316	114	1.3	37	<1	12.9	<0.1
1317	157	1.3	19	<1	12.6	<0.1
1318	117	3.3	107	<1	27.1	<0.1
1319	166	4.5	56	<1	12.7	<0.1
1320	189	3.3	61	<1	15.5	<0.1
1321	138	2.2	103	<1	11.8	<0.1
1322	91	1.2	21	<1	6.8	<0.1
1323	165	4.7	101	<1	15.2	<0.1
1324	90	1.3	68	<1	6.8	<0.1
1325	254	2.8	30	<1	10.7	<0.1
1326	316	2.8	56	<1	23.4	<0.1
1327	1890	3.1	107	<1	161	<0.1
1328	378	2.7	91	<1	21.2	<0.1
1329	567	1.5	123	<1	47.0	<0.1
1330	599	2.9	92	<1	13.0	<0.1
1331	240	0.9	94	<1	38.8	<0.1
1332	339	1.9	86	<1	28.5	<0.1
1333	395	2.7	140	<1	55.5	<0.1
1334	3820	1.6	70	<1	93.5	<0.1
1335	5960	0.8	14	<1	15.1	<0.1
1336	2950	0.9	20	<1	15.8	<0.1
1337	2610	0.6	22	<1	20.5	<0.1
1338	225	2.1	33	<1	14.3	<0.1
1339	3170	0.4	<5	<1	4.8	<0.1
1340	384	0.6	19	<1	11.4	<0.1
1341	285	5.0	111	<1	23.6	<0.1
1342	1280	6.3	163	<1	14.1	<0.1
1343	490	1.7	76	<1	17.2	<0.1

- not analysed | -- element not determined | I.S. insufficient sample | L.N.R. listed not received

SGS Canada | CA MIN Burnaby, BC 3260 Production Way, Burnaby, BC V5A 4W4 Burnaby CANADA t +1 (604) 638 2349 f www.sgs.com

Member of the SGS Group (SGS SA)

SGS

Order Number PO:
Project DECOORS MINING
Submission Number *BBY*DECOORS/Bralorne North, Bralorne South and Brett/479 MMI
Number of Samples 86

ANALYSIS REPORT BBM20-03140

Element	Ni	P	Pb	Pd	Pr	Pt
Method	GE_MMIME	GE_MMIME	GE_MMIME	GE_MMIME	GE_MMIME	GE_MMIME
Lower Limit	5	0.1	5	1	0.5	0.1
Upper Limit	--	--	--	--	--	--
Unit	ppb	ppm m / m	ppb	ppb	ppb	ppb
1344	776	3.2	81	<1	23.4	<0.1
1345	500	3.1	132	<1	24.8	<0.1
1346	511	4.4	29	<1	8.4	<0.1
1347	1490	0.5	9	<1	13.5	<0.1
1348	1620	1.9	46	<1	137	<0.1
1349	1590	2.4	21	<1	34.4	<0.1
1350	1250	1.3	37	<1	32.5	<0.1
1351	181	8.0	104	<1	16.5	<0.1
1352	187	6.2	110	<1	11.5	<0.1
1353	400	5.6	168	<1	11.2	<0.1
1354	194	3.8	133	<1	19.6	<0.1
1355	501	8.6	65	<1	10.6	<0.1
1356	153	2.4	21	<1	9.3	<0.1
1357	1000	0.9	19	<1	83.5	<0.1
1358	235	1.4	66	<1	17.8	<0.1
1359	198	1.3	42	<1	29.7	<0.1
1360	467	2.1	73	<1	41.4	<0.1
1361	308	2.7	47	<1	37.7	<0.1
1362	126	2.3	52	<1	19.1	<0.1
1363	85	2.7	50	<1	10.8	<0.1
1364	605	0.9	18	<1	47.3	<0.1
1365	1670	4.7	118	<1	21.1	<0.1
1366	652	9.2	70	<1	26.4	<0.1
1367	880	1.5	19	<1	9.7	<0.1
1368	2530	1.7	26	<1	29.9	<0.1
1369	14000	0.4	<5	<1	4.7	<0.1
1370	3730	0.4	6	<1	5.6	<0.1
1371	5060	2.8	106	<1	19.0	<0.1
1372	2910	5.0	116	<1	26.2	<0.1

- not analysed | -- element not determined | I.S. insufficient sample | L.N.R. listed not received

SGS Canada | CA MIN Burnaby, BC 3260 Production Way, Burnaby, BC V5A 4W4 Burnaby CANADA t +1 (604) 638 2349 f www.sgs.com

Member of the SGS Group (SGS SA)

SGS

Order Number PO:
Project DECOORS MINING
Submission Number *BBY*DECOORS/Bralorne North, Bralorne South and Brett/479 MMI
Number of Samples 86

ANALYSIS REPORT BBM20-03140

Element	Ni	P	Pb	Pd	Pr	Pt
Method	GE_MMIME	GE_MMIME	GE_MMIME	GE_MMIME	GE_MMIME	GE_MMIME
Lower Limit	5	0.1	5	1	0.5	0.1
Upper Limit	--	--	--	--	--	--
Unit	ppb	ppm m / m	ppb	ppb	ppb	ppb
1373	1290	15.6	72	<1	7.8	<0.1
1374	7650	0.7	10	<1	13.4	<0.1
1375	775	0.7	12	<1	39.1	<0.1
1376	1830	0.5	8	<1	15.1	<0.1
1377	3490	0.3	<5	<1	4.2	<0.1
1378	40	0.7	11	<1	9.9	<0.1
1379	143	0.7	15	<1	26.4	<0.1
1380	617	5.5	181	<1	19.4	<0.1
1381	4120	8.0	56	<1	8.5	<0.1
1382	1050	5.4	262	<1	13.1	<0.1
1383	636	7.4	217	<1	17.2	<0.1
*Rep 1305	472	6.4	120	<1	11.8	<0.1
*Std AMIS0169	334	2.2	93	<1	86.0	0.2
*Rep 1327	2180	2.8	118	<1	178	<0.1
*Blk BLANK	<5	<0.1	<5	<1	<0.5	<0.1
*Rep 1350	1280	1.5	27	<1	26.4	<0.1
*Std AMIS0169	361	2.4	88	<1	84.7	0.1
*Blk BLANK	<5	<0.1	<5	<1	<0.5	<0.1
*Rep 1383	729	6.5	206	<1	14.4	<0.1

Element	Rb	Sb	Sc	Se	Sm	Sn
Method	GE_MMIME	GE_MMIME	GE_MMIME	GE_MMIME	GE_MMIME	GE_MMIME
Lower Limit	1	0.5	5	2	1	1
Upper Limit	--	--	--	--	--	--
Unit	ppb	ppb	ppb	ppb	ppb	ppb
1297	23	1.1	17	10	16	<1
1298	25	<0.5	18	5	37	<1
1299	8	0.7	32	21	35	<1

- not analysed | -- element not determined | I.S. insufficient sample | L.N.R. listed not received

SGS Canada | CA MIN Burnaby, BC 3260 Production Way, Burnaby, BC V5A 4W4 Burnaby CANADA t +1 (604) 638 2349 f www.sgs.com

Member of the SGS Group (SGS SA)

SGS

Order Number PO:
Project DECOORS MINING
Submission Number *BBY*DECOORS/Bralorne North, Bralorne South and Brett/479 MMI
Number of Samples 86

ANALYSIS REPORT BBM20-03140

Element	Rb	Sb	Sc	Se	Sm	Sn
Method	GE_MMIME	GE_MMIME	GE_MMIME	GE_MMIME	GE_MMIME	GE_MMIME
Lower Limit	1	0.5	5	2	1	1
Upper Limit	--	--	--	--	--	--
Unit	ppb	ppb	ppb	ppb	ppb	ppb
1300	16	0.5	18	4	21	<1
1302	67	1.2	61	6	51	<1
1303	136	3.5	37	7	22	<1
1304	86	0.7	33	7	20	<1
1305	112	<0.5	27	<2	8	<1
1306	99	0.5	45	15	23	<1
1307	79	<0.5	38	15	18	<1
1308	37	1.7	14	3	1	<1
1309	106	1.0	41	17	24	<1
1310	54	1.8	26	29	15	<1
1311	54	1.4	53	10	35	<1
1312	114	<0.5	38	<2	22	<1
1313	72	1.0	19	41	6	<1
1314	22	0.5	27	10	19	<1
1315	12	<0.5	18	9	13	<1
1316	140	<0.5	22	6	13	<1
1317	69	<0.5	21	13	14	<1
1318	87	<0.5	25	5	28	<1
1319	132	<0.5	19	5	13	<1
1320	98	<0.5	25	3	16	<1
1321	67	<0.5	11	6	12	<1
1322	84	<0.5	9	14	7	<1
1323	116	<0.5	23	6	14	<1
1324	84	<0.5	11	6	8	<1
1325	177	<0.5	22	11	12	<1
1326	117	<0.5	64	10	24	<1
1327	78	1.8	83	18	151	<1
1328	101	0.6	21	<2	18	<1
1329	109	1.2	40	26	43	<1

- not analysed | -- element not determined | I.S. insufficient sample | L.N.R. listed not received

SGS Canada | CA MIN Burnaby, BC 3260 Production Way, Burnaby, BC V5A 4W4 Burnaby CANADA t +1 (604) 638 2349 f www.sgs.com
Member of the SGS Group (SGS SA)

SGS

Order Number PO:
Project DECOORS MINING
Submission Number *BBY*DECOORS/Bralorne North, Bralorne South and Brett/479 MMI
Number of Samples 86

ANALYSIS REPORT BBM20-03140

Element	Rb	Sb	Sc	Se	Sm	Sn
Method	GE_MMIME	GE_MMIME	GE_MMIME	GE_MMIME	GE_MMIME	GE_MMIME
Lower Limit	1	0.5	5	2	1	1
Upper Limit	--	--	--	--	--	--
Unit	ppb	ppb	ppb	ppb	ppb	ppb
1330	115	<0.5	22	14	14	<1
1331	104	0.5	50	21	45	<1
1332	135	0.7	38	5	31	<1
1333	132	<0.5	41	10	47	<1
1334	57	2.2	92	30	107	<1
1335	20	3.6	23	10	22	<1
1336	31	0.8	28	5	17	<1
1337	88	0.9	20	<2	20	<1
1338	83	<0.5	27	<2	13	<1
1339	26	0.5	17	6	9	<1
1340	12	<0.5	26	12	18	<1
1341	146	<0.5	36	6	21	<1
1342	175	<0.5	29	4	14	<1
1343	135	<0.5	26	5	20	<1
1344	55	1.0	34	12	25	<1
1345	89	0.7	41	4	30	<1
1346	36	<0.5	11	21	10	<1
1347	53	<0.5	17	12	19	<1
1348	78	1.4	73	20	149	<1
1349	54	0.8	26	21	39	<1
1350	32	0.8	42	9	41	<1
1351	98	<0.5	18	5	14	<1
1352	123	<0.5	20	3	11	<1
1353	60	<0.5	19	<2	10	1
1354	114	<0.5	25	7	17	<1
1355	121	<0.5	27	4	10	<1
1356	58	<0.5	31	3	11	<1
1357	17	0.7	99	23	130	<1
1358	71	1.3	31	4	25	<1

- not analysed | -- element not determined | I.S. insufficient sample | L.N.R. listed not received

SGS Canada | CA MIN Burnaby, BC 3260 Production Way, Burnaby, BC V5A 4W4 Burnaby CANADA t +1 (604) 638 2349 f www.sgs.com
Member of the SGS Group (SGS SA)

SGS

Order Number PO:
Project DECOORS MINING
Submission Number *BBY*DECOORS/Bralorne North, Bralorne South and Brett/479 MMI
Number of Samples 86

ANALYSIS REPORT BBM20-03140

Element	Rb	Sb	Sc	Se	Sm	Sn
Method	GE_MMIME	GE_MMIME	GE_MMIME	GE_MMIME	GE_MMIME	GE_MMIME
Lower Limit	1	0.5	5	2	1	1
Upper Limit	--	--	--	--	--	--
Unit	ppb	ppb	ppb	ppb	ppb	ppb
1359	28	<0.5	38	14	38	<1
1360	62	<0.5	63	28	62	<1
1361	58	1.1	49	20	45	<1
1362	47	<0.5	27	9	21	2
1363	101	<0.5	19	<2	11	<1
1364	13	1.4	51	19	58	<1
1365	93	0.8	41	<2	17	<1
1366	170	0.8	40	3	21	2
1367	27	<0.5	17	7	11	<1
1368	23	0.6	49	37	39	<1
1369	18	2.1	49	5	9	<1
1370	29	2.6	7	<2	13	<1
1371	58	2.4	37	<2	17	<1
1372	132	2.0	45	<2	22	<1
1373	171	<0.5	24	<2	7	<1
1374	2	1.0	14	17	25	<1
1375	7	<0.5	35	7	44	<1
1376	54	1.3	15	<2	14	<1
1377	15	3.1	13	<2	9	<1
1378	64	<0.5	12	8	10	<1
1379	40	<0.5	29	37	46	<1
1380	87	<0.5	28	<2	16	<1
1381	64	2.8	36	16	9	<1
1382	79	<0.5	27	<2	13	<1
1383	133	<0.5	31	<2	14	1
*Rep 1305	117	<0.5	32	12	11	<1
*Std AMIS0169	224	0.5	45	19	52	<1
*Rep 1327	66	2.6	84	13	160	<1
*Blk BLANK	<1	<0.5	<5	<2	<1	2

- not analysed | -- element not determined | I.S. insufficient sample | L.N.R. listed not received

SGS Canada | CA MIN Burnaby, BC 3260 Production Way, Burnaby, BC V5A 4W4 Burnaby CANADA t +1 (604) 638 2349 f www.sgs.com
Member of the SGS Group (SGS SA)

SGS

Order Number PO:
Project DECOORS MINING
Submission Number *BBY*DECOORS/Bralorne North, Bralorne South and Brett/479 MMI
Number of Samples 86

ANALYSIS REPORT BBM20-03140

Element	Rb	Sb	Sc	Se	Sm	Sn
Method	GE_MMIME	GE_MMIME	GE_MMIME	GE_MMIME	GE_MMIME	GE_MMIME
Lower Limit	1	0.5	5	2	1	1
Upper Limit	--	--	--	--	--	--
Unit	ppb	ppb	ppb	ppb	ppb	ppb
*Rep 1350	38	0.9	38	15	34	<1
*Std AMIS0169	238	0.6	48	27	46	8
*Blk BLANK	<1	<0.5	<5	<2	<1	2
*Rep 1383	147	<0.5	33	4	13	<1

Element	Sr	Ta	Tb	Te	Th	Ti
Method	GE_MMIME	GE_MMIME	GE_MMIME	GE_MMIME	GE_MMIME	GE_MMIME
Lower Limit	10	1	0.1	10	0.5	10
Upper Limit	--	--	--	--	--	--
Unit	ppb	ppb	ppb	ppb	ppb	ppb
1297	1280	<1	2.3	<10	7.0	80
1298	950	<1	5.3	<10	8.0	90
1299	2400	<1	8.7	<10	7.0	<10
1300	1770	<1	3.2	<10	6.8	20
1302	490	<1	9.2	<10	19.8	320
1303	260	<1	3.6	<10	26.2	1090
1304	430	<1	3.8	<10	10.2	1300
1305	240	<1	1.6	<10	9.8	530
1306	340	<1	5.0	<10	7.9	1040
1307	80	<1	2.9	<10	10.8	1060
1308	1240	<1	0.2	<10	0.5	<10
1309	220	<1	3.5	<10	11.4	1060
1310	800	<1	2.5	<10	12.4	260
1311	370	<1	5.6	<10	16.1	240
1312	60	<1	3.7	<10	18.1	1120
1313	720	<1	1.0	<10	5.3	50
1314	990	<1	2.8	<10	4.4	190
1315	1270	<1	2.4	<10	3.2	<10

- not analysed | -- element not determined | I.S. insufficient sample | L.N.R. listed not received

SGS Canada | CA MIN Burnaby, BC 3260 Production Way, Burnaby, BC V5A 4W4 Burnaby CANADA t +1 (604) 638 2349 f www.sgs.com

Member of the SGS Group (SGS SA)

SGS

Order Number PO:
Project DECOORS MINING
Submission Number *BBY*DECOORS/Bralorne North, Bralorne South and Brett/479 MMI
Number of Samples 86

ANALYSIS REPORT BBM20-03140

Element	Sr	Ta	Tb	Te	Th	Ti
Method	GE_MMIME	GE_MMIME	GE_MMIME	GE_MMIME	GE_MMIME	GE_MMIME
Lower Limit	10	1	0.1	10	0.5	10
Upper Limit	--	--	--	--	--	--
Unit	ppb	ppb	ppb	ppb	ppb	ppb
1316	270	<1	2.1	<10	4.2	200
1317	190	<1	2.1	<10	5.6	320
1318	310	<1	5.3	<10	21.6	840
1319	440	<1	2.1	<10	8.0	180
1320	200	<1	2.6	<10	6.5	380
1321	410	<1	1.6	<10	6.5	110
1322	540	<1	1.1	<10	6.6	140
1323	200	<1	1.9	<10	7.6	260
1324	300	<1	1.5	<10	4.7	50
1325	240	<1	1.8	<10	7.5	160
1326	130	<1	3.6	<10	10.7	440
1327	510	<1	22.1	<10	45.3	920
1328	300	<1	2.4	<10	12.1	460
1329	540	<1	6.7	<10	47.3	860
1330	240	<1	2.1	<10	14.4	400
1331	670	<1	7.0	<10	14.0	160
1332	370	<1	5.1	<10	11.0	380
1333	170	<1	6.4	<10	14.5	630
1334	570	<1	16.6	<10	16.3	470
1335	860	<1	3.3	<10	8.5	110
1336	620	<1	2.6	<10	7.9	70
1337	650	<1	2.6	<10	7.0	220
1338	420	<1	1.8	<10	11.4	380
1339	1920	<1	1.6	<10	2.2	20
1340	2340	<1	2.9	<10	4.2	20
1341	230	<1	3.1	<10	12.9	850
1342	400	<1	2.4	<10	10.6	720
1343	270	<1	3.0	<10	7.3	210
1344	500	<1	3.9	<10	16.5	470

- not analysed | -- element not determined | I.S. insufficient sample | L.N.R. listed not received

SGS Canada | CA MIN Burnaby, BC 3260 Production Way, Burnaby, BC V5A 4W4 Burnaby CANADA t +1 (604) 638 2349 f www.sgs.com

Member of the SGS Group (SGS SA)

SGS

Order Number PO:
Project DECOORS MINING
Submission Number *BBY*DECOORS/Bralorne North, Bralorne South and Brett/479 MMI
Number of Samples 86

ANALYSIS REPORT BBM20-03140

Element	Sr	Ta	Tb	Te	Th	Ti
Method	GE_MMIME	GE_MMIME	GE_MMIME	GE_MMIME	GE_MMIME	GE_MMIME
Lower Limit	10	1	0.1	10	0.5	10
Upper Limit	--	--	--	--	--	--
Unit	ppb	ppb	ppb	ppb	ppb	ppb
1345	450	<1	4.8	<10	13.6	250
1346	420	<1	1.4	<10	4.5	150
1347	1440	<1	2.9	<10	5.0	30
1348	580	<1	20.0	<10	33.8	180
1349	470	<1	5.4	<10	15.1	80
1350	870	<1	6.3	<10	11.7	120
1351	340	<1	1.8	<10	7.7	470
1352	230	<1	1.5	<10	9.7	660
1353	210	<1	1.3	<10	12.3	550
1354	160	<1	2.3	<10	10.8	390
1355	390	<1	1.6	<10	9.7	580
1356	260	<1	1.7	<10	6.8	200
1357	610	<1	21.4	<10	7.5	710
1358	500	<1	4.3	<10	15.5	1110
1359	250	<1	6.3	<10	5.8	180
1360	280	<1	8.6	<10	14.2	520
1361	500	<1	7.2	<10	11.2	680
1362	140	<1	3.6	<10	6.1	170
1363	140	<1	1.8	<10	4.6	150
1364	790	<1	8.5	<10	13.3	160
1365	520	<1	2.5	<10	12.3	560
1366	260	<1	2.8	<10	14.5	590
1367	730	<1	1.5	<10	10.2	110
1368	460	<1	5.6	<10	19.8	40
1369	390	<1	1.6	<10	1.8	30
1370	880	<1	2.7	<10	3.5	<10
1371	230	<1	2.2	<10	8.1	370
1372	290	<1	2.9	<10	10.9	600
1373	580	<1	1.1	<10	7.9	910

- not analysed | -- element not determined | I.S. insufficient sample | L.N.R. listed not received

SGS Canada | CA MIN Burnaby, BC 3260 Production Way, Burnaby, BC V5A 4W4 Burnaby CANADA t +1 (604) 638 2349 f www.sgs.com
Member of the SGS Group (SGS SA)

SGS

Order Number PO:
Project DECOORS MINING
Submission Number *BBY*DECOORS/Bralorne North, Bralorne South and Brett/479 MMI
Number of Samples 86

ANALYSIS REPORT BBM20-03140

Element	Sr	Ta	Tb	Te	Th	Ti
Method	GE_MMIME	GE_MMIME	GE_MMIME	GE_MMIME	GE_MMIME	GE_MMIME
Lower Limit	10	1	0.1	10	0.5	10
Upper Limit	--	--	--	--	--	--
Unit	ppb	ppb	ppb	ppb	ppb	ppb
1374	800	<1	4.7	<10	7.7	<10
1375	1450	<1	6.4	<10	15.8	60
1376	670	<1	1.9	<10	5.5	50
1377	530	<1	1.5	<10	2.3	<10
1378	1980	<1	1.5	<10	10.7	80
1379	2210	<1	8.2	<10	3.0	<10
1380	110	<1	2.3	<10	10.5	850
1381	280	<1	1.5	<10	6.9	480
1382	320	<1	2.2	<10	8.9	460
1383	280	<1	2.2	<10	17.5	860
*Rep 1305	180	<1	1.9	<10	10.9	660
*Std AMIS0169	80	<1	4.9	<10	63.7	250
*Rep 1327	500	<1	26.0	<10	46.9	1180
*Blk BLANK	<10	<1	<0.1	<10	<0.5	<10
*Rep 1350	730	<1	5.1	<10	10.4	150
*Std AMIS0169	80	<1	4.7	<10	57.0	260
*Blk BLANK	<10	<1	<0.1	<10	<0.5	<10
*Rep 1383	270	<1	2.1	<10	15.4	770

Element	Tl	U	V	W	Y	Yb
Method	GE_MMIME	GE_MMIME	GE_MMIME	GE_MMIME	GE_MMIME	GE_MMIME
Lower Limit	0.1	0.5	1	0.5	1	0.2
Upper Limit	--	--	--	--	--	--
Unit	ppb	ppb	ppb	ppb	ppb	ppb
1297	0.2	9.8	17	<0.5	64	3.6
1298	0.2	9.2	14	<0.5	124	7.4
1299	<0.1	10.7	3	<0.5	286	16.6
1300	0.1	12.0	5	<0.5	81	3.9

- not analysed | -- element not determined | I.S. insufficient sample | L.N.R. listed not received

SGS Canada | CA MIN Burnaby, BC 3260 Production Way, Burnaby, BC V5A 4W4 Burnaby CANADA t +1 (604) 638 2349 f www.sgs.com

Member of the SGS Group (SGS SA)

SGS

Order Number PO:
Project DECOORS MINING
Submission Number *BBY*DECOORS/Bralorne North, Bralorne South and Brett/479 MMI
Number of Samples 86

ANALYSIS REPORT BBM20-03140

Element	Tl	U	V	W	Y	Yb
Method	GE_MMIME	GE_MMIME	GE_MMIME	GE_MMIME	GE_MMIME	GE_MMIME
Lower Limit	0.1	0.5	1	0.5	1	0.2
Upper Limit	--	--	--	--	--	--
Unit	ppb	ppb	ppb	ppb	ppb	ppb
1302	0.2	7.2	34	0.8	262	13.5
1303	0.3	6.1	89	1.5	102	5.4
1304	0.2	3.5	91	1.0	141	5.3
1305	0.1	3.6	54	<0.5	55	3.7
1306	0.2	5.0	40	1.5	143	9.2
1307	0.3	5.6	62	0.7	91	6.6
1308	0.2	0.7	2	3.2	8	0.5
1309	0.4	4.6	49	1.3	112	6.9
1310	0.5	4.2	41	0.8	67	4.6
1311	0.2	6.1	26	0.6	171	10.5
1312	0.2	5.2	61	1.5	85	6.6
1313	0.1	2.2	78	1.2	36	2.9
1314	0.1	3.9	34	0.6	133	9.1
1315	<0.1	5.6	4	<0.5	88	4.9
1316	0.2	6.3	18	<0.5	56	4.1
1317	0.2	3.3	19	0.8	65	3.9
1318	0.1	6.1	37	0.6	145	8.9
1319	0.2	6.6	26	<0.5	68	3.7
1320	0.2	5.5	42	0.7	78	5.6
1321	<0.1	4.3	16	0.9	40	2.8
1322	<0.1	3.4	17	0.6	35	2.3
1323	0.1	8.8	22	0.5	60	4.2
1324	0.1	3.9	10	<0.5	41	3.3
1325	0.2	8.2	20	<0.5	48	4.6
1326	0.3	6.7	66	0.9	113	10.3
1327	0.2	13.8	33	1.7	650	33.3
1328	0.1	5.4	56	0.8	69	4.1
1329	0.2	9.8	45	1.2	164	10.0
1330	0.2	6.4	32	0.7	53	3.6

- not analysed | -- element not determined | I.S. insufficient sample | L.N.R. listed not received

SGS Canada | CA MIN Burnaby, BC 3260 Production Way, Burnaby, BC V5A 4W4 Burnaby CANADA t +1 (604) 638 2349 f www.sgs.com

Member of the SGS Group (SGS SA)

SGS

Order Number PO:
Project DECOORS MINING
Submission Number *BBY*DECOORS/Bralorne North, Bralorne South and Brett/479 MMI
Number of Samples 86

ANALYSIS REPORT BBM20-03140

Element	Tl	U	V	W	Y	Yb
Method	GE_MMIME	GE_MMIME	GE_MMIME	GE_MMIME	GE_MMIME	GE_MMIME
Lower Limit	0.1	0.5	1	0.5	1	0.2
Upper Limit	--	--	--	--	--	--
Unit	ppb	ppb	ppb	ppb	ppb	ppb
1331	0.4	11.5	13	0.6	174	10.5
1332	0.3	10.5	26	0.7	122	8.5
1333	0.4	8.7	60	0.6	164	12.1
1334	0.3	27.3	28	0.7	604	38.7
1335	0.3	10.2	28	0.7	109	8.1
1336	<0.1	6.5	20	<0.5	93	5.7
1337	0.1	6.7	29	0.6	81	5.4
1338	0.2	8.1	41	0.5	51	4.2
1339	<0.1	4.9	5	<0.5	65	3.6
1340	<0.1	6.2	5	<0.5	89	4.7
1341	0.2	7.9	66	1.2	87	6.0
1342	0.2	6.3	56	0.6	93	5.6
1343	0.1	8.7	26	<0.5	128	7.6
1344	0.2	6.0	35	0.9	119	7.5
1345	0.1	7.9	20	0.8	192	12.8
1346	<0.1	3.9	33	0.6	43	3.0
1347	0.2	7.8	11	<0.5	116	5.6
1348	0.7	16.1	22	0.7	485	26.0
1349	0.3	7.4	14	<0.5	168	8.7
1350	0.2	7.0	24	<0.5	176	11.0
1351	0.1	7.8	26	<0.5	58	3.9
1352	0.2	5.4	54	0.7	41	3.6
1353	0.1	5.7	43	0.6	37	2.8
1354	0.1	8.4	33	<0.5	66	5.0
1355	0.1	7.0	38	0.7	53	3.8
1356	0.1	5.1	26	0.7	56	4.1
1357	<0.1	5.2	29	1.5	861	42.5
1358	0.3	8.1	44	1.7	93	7.0
1359	0.2	6.4	10	0.9	145	8.9

- not analysed | -- element not determined | I.S. insufficient sample | L.N.R. listed not received

SGS Canada | CA MIN Burnaby, BC 3260 Production Way, Burnaby, BC V5A 4W4 Burnaby CANADA t +1 (604) 638 2349 f www.sgs.com
Member of the SGS Group (SGS SA)

SGS

Order Number PO:
Project DECOORS MINING
Submission Number *BBY*DECOORS/Bralorne North, Bralorne South and Brett/479 MMI
Number of Samples 86

ANALYSIS REPORT BBM20-03140

Element	Tl	U	V	W	Y	Yb
Method	GE_MMIME	GE_MMIME	GE_MMIME	GE_MMIME	GE_MMIME	GE_MMIME
Lower Limit	0.1	0.5	1	0.5	1	0.2
Upper Limit	--	--	--	--	--	--
Unit	ppb	ppb	ppb	ppb	ppb	ppb
1360	0.4	9.2	21	2.7	222	14.7
1361	0.3	5.8	44	2.0	196	11.9
1362	0.2	5.4	14	1.4	93	6.1
1363	0.2	6.6	21	0.8	46	3.2
1364	0.2	12.5	28	2.1	252	13.7
1365	0.1	8.5	41	1.0	83	5.8
1366	0.2	8.3	70	1.4	87	6.1
1367	<0.1	5.6	16	0.7	43	2.4
1368	<0.1	12.2	14	0.9	148	8.4
1369	<0.1	3.1	18	0.6	67	3.4
1370	0.2	2.9	17	3.5	102	5.4
1371	<0.1	5.5	30	5.3	69	4.8
1372	0.2	7.7	39	3.1	101	7.1
1373	0.1	4.7	41	2.1	31	2.9
1374	<0.1	10.6	12	2.7	170	7.2
1375	<0.1	12.0	15	0.6	160	9.4
1376	<0.1	3.9	18	2.7	56	3.5
1377	<0.1	0.8	8	31.4	57	3.3
1378	0.2	7.5	22	<0.5	37	2.2
1379	0.4	7.2	5	<0.5	337	15.8
1380	0.1	5.8	55	<0.5	69	5.1
1381	0.2	7.1	44	1.9	54	4.2
1382	0.2	4.5	35	<0.5	78	5.6
1383	0.2	7.1	59	0.8	61	4.7
*Rep 1305	0.2	4.3	61	<0.5	63	4.7
*Std AMIS0169	1.2	21.4	35	1.2	101	8.1
*Rep 1327	0.2	13.7	47	2.3	738	40.0
*Blk BLANK	<0.1	<0.5	<1	<0.5	<1	<0.2
*Rep 1350	0.2	5.4	27	<0.5	188	10.2

- not analysed | -- element not determined | I.S. insufficient sample | L.N.R. listed not received

SGS Canada | CA MIN Burnaby, BC 3260 Production Way, Burnaby, BC V5A 4W4 Burnaby CANADA t +1 (604) 638 2349 f www.sgs.com

Member of the SGS Group (SGS SA)

SGS

Order Number PO:
Project DECOORS MINING
Submission Number *BBY*DECOORS/Bralorne North, Bralorne South and Brett/479 MMI
Number of Samples 86

ANALYSIS REPORT BBM20-03140

Element	Tl	U	V	W	Y	Yb
Method	GE_MMIME	GE_MMIME	GE_MMIME	GE_MMIME	GE_MMIME	GE_MMIME
Lower Limit	0.1	0.5	1	0.5	1	0.2
Upper Limit	--	--	--	--	--	--
Unit	ppb	ppb	ppb	ppb	ppb	ppb
*Std AMIS0169	1.2	20.7	35	0.9	111	7.6
*Blk BLANK	<0.1	<0.5	<1	<0.5	<1	<0.2
*Rep 1383	0.2	6.9	58	0.6	70	4.7

Element	Zn	Zr
Method	GE_MMIME	GE_MMIME
Lower Limit	10	2
Upper Limit	--	--
Unit	ppb	ppb
1297	120	26
1298	70	33
1299	80	9
1300	50	18
1302	180	40
1303	410	120
1304	1250	72
1305	350	56
1306	180	33
1307	290	83
1308	10	<2
1309	290	53
1310	60	17
1311	180	32
1312	130	74
1313	170	5
1314	270	12
1315	10	6
1316	60	36

- not analysed | -- element not determined | I.S. insufficient sample | L.N.R. listed not received

SGS Canada | CA MIN Burnaby, BC 3260 Production Way, Burnaby, BC V5A 4W4 Burnaby CANADA t +1 (604) 638 2349 f www.sgs.com

Member of the SGS Group (SGS SA)

SGS

Order Number PO:
Project DECOORS MINING
Submission Number *BBY*DECOORS/Bralorne North, Bralorne South and Brett/479 MMI
Number of Samples 86

ANALYSIS REPORT BBM20-03140

Element	Zn	Zr
Method	GE_MMIME	GE_MMIME
Lower Limit	10	2
Upper Limit	--	--
Unit	ppb	ppb
1317	30	23
1318	80	70
1319	180	51
1320	110	50
1321	30	16
1322	30	10
1323	150	82
1324	30	18
1325	100	56
1326	80	96
1327	330	47
1328	200	73
1329	60	61
1330	410	61
1331	160	40
1332	120	56
1333	120	104
1334	120	86
1335	90	12
1336	50	23
1337	40	36
1338	40	72
1339	30	5
1340	20	9
1341	120	111
1342	3830	81
1343	110	59
1344	260	48
1345	140	84

- not analysed | -- element not determined | I.S. insufficient sample | L.N.R. listed not received

SGS Canada | CA MIN Burnaby, BC 3260 Production Way, Burnaby, BC V5A 4W4 Burnaby CANADA t +1 (604) 638 2349 f www.sgs.com

Member of the SGS Group (SGS SA)

SGS

Order Number PO:
Project DECOORS MINING
Submission Number *BBY*DECOORS/Bralorne North, Bralorne South and Brett/479 MMI
Number of Samples 86

ANALYSIS REPORT BBM20-03140

Element	Zn	Zr
Method	GE_MMIME	GE_MMIME
Lower Limit	10	2
Upper Limit	--	--
Unit	ppb	ppb
1346	360	19
1347	70	10
1348	210	44
1349	140	27
1350	180	25
1351	510	90
1352	140	94
1353	110	111
1354	360	111
1355	300	68
1356	60	48
1357	110	17
1358	40	36
1359	50	18
1360	290	45
1361	80	40
1362	50	33
1363	50	46
1364	30	20
1365	180	99
1366	120	119
1367	50	25
1368	140	34
1369	20	7
1370	80	<2
1371	120	67
1372	320	115
1373	520	88
1374	80	2

- not analysed | -- element not determined | I.S. insufficient sample | L.N.R. listed not received

SGS Canada | CA MIN Burnaby, BC 3260 Production Way, Burnaby, BC V5A 4W4 Burnaby CANADA t +1 (604) 638 2349 f www.sgs.com

Member of the SGS Group (SGS SA)

SGS

ANALYSIS REPORT BBM20-03140

Order Number PO:
Project DECOORS MINING
Submission Number *BBY*DECOORS/Bralorne North, Bralorne South and Brett/479 MMI
Number of Samples 86

Element	Zn	Zr
Method	GE_MMIME	GE_MMIME
Lower Limit	10	2
Upper Limit	--	--
Unit	ppb	ppb
1375	30	20
1376	10	15
1377	20	<2
1378	10	15
1379	180	4
1380	50	114
1381	450	54
1382	1480	77
1383	500	170
*Rep 1305	500	64
*Std AMIS0169	180	39
*Rep 1327	360	46
*Blk BLANK	<10	<2
*Rep 1350	170	29
*Std AMIS0169	180	38
*Blk BLANK	<10	<2
*Rep 1383	500	165

- not analysed | -- element not determined | I.S. insufficient sample | L.N.R. listed not received

SGS Canada | CA MIN Burnaby, BC 3260 Production Way, Burnaby, BC V5A 4W4 Burnaby CANADA t +1 (604) 638 2349 f www.sgs.com

Member of the SGS Group (SGS SA)

ANALYSIS REPORT BBM20-03142

To COD SGS MINERALS - GEOCHEM VANCOUVER
ACCOUNTS PAYABLE
SGS CANADA INC
3260 PRODUCTION WAY
BURNABY V5A 4W4
BC
CANADA

Order Number	PO:	Date Received	19-Jun-2020
Project	DECOORS MINING	Date Analysed	23-Jun-2020 - 30-Jun-2020
Submission Number	*BBY*DECOORS/Bralorne North, Bralorne South and Brett/479 MMI	Date Completed	30-Jun-2020
		SGS Order Number	BBM20-03142
Number of Samples	86		

Methods Summary

Number of Sample	Method Code	Description
86	G_LOG	Sample Registration Fee
86	G_WGH_KG	Weight of samples received
86	GE_MMIME	Mobile Metal ION enhanced package, ICP-MS

Comments

This Report cancels and supersedes the Report No. BBM_U0002717690 dated 30-Jun-2020 issued by SGS Canada (Production Way).
Updated analysed date.

Authorised Signatory

John Chiang
Laboratory Operations Manager

This document is issued by the Company under its General Conditions of Service accessible at http://www.sgs.com/en/Terms-and-Conditions.aspx. Attention is drawn to the limitation of liability, indemnification and jurisdiction issues defined therein. Any holder of this document is advised that information contained hereon reflects the Company's findings at the time of its intervention only and within the limits of Client's instructions, if any. The Company's sole responsibility is to its Client and this document does not exonerate parties to a transaction from exercising all their rights and obligations under the transaction documents. Any unauthorized alteration, forgery or falsification of the content or appearance of this document is unlawful and offenders may be prosecuted to the fullest extent of the law.
WARNING: The sample(s) to which the findings recorded herein (the "Findings") relate was(were) drawn and / or provided by the Client or by a third party acting at the Client's direction. The Findings constitute no warranty of the sample's representativeness of any goods and strictly relate to the sample(s). The Company accepts no liability with regard to the origin or source from which the sample(s) is/are said to be extracted. The findings report on the samples provided by the client and are not intended for commercial or contractual settlement puposes.

- not analysed | -- element not determined | I.S. insufficient sample | L.N.R. listed not received

SGS

Order Number PO:
Project DECOORS MINING
Submission Number *BBY*DECOORS/Bralorne North, Bralorne South and Brett/479 MMI
Number of Samples 86

ANALYSIS REPORT BBM20-03142

Element	Wtkg	Ag	Al	As	Au	Ba
Method	G_WGH_KG	GE_MMIME	GE_MMIME	GE_MMIME	GE_MMIME	GE_MMIME
Lower Limit	0.01	0.5	1	10	0.1	10
Upper Limit	--	--	--	--	--	--
Unit	kg	ppb	ppm m / m	ppb	ppb	ppb
1470	0.51	53.5	31	<10	0.1	1000
1471	0.48	34.2	23	60	2.0	560
1472	0.52	15.3	41	20	0.6	1160
1473	0.54	22.9	35	30	2.4	940
1474	0.46	36.1	38	10	0.2	1760
1475	0.45	57.2	12	30	1.8	470
1476	0.61	85.1	12	40	148	220
1477	0.60	52.1	9	40	24.3	500
1478	0.67	29.1	52	30	1.4	680
1479	0.55	32.4	21	<10	0.5	470
1480	0.53	33.6	61	20	0.5	1460
1481	0.51	37.6	28	20	2.5	1000
1482	0.52	20.0	102	10	1.6	1650
1483	0.50	15.7	44	10	1.6	890
1484	0.52	13.7	77	10	<0.1	770
1485	0.60	17.9	33	20	0.4	590
1486	0.42	18.6	34	<10	0.6	520
1487	0.68	10.3	88	30	0.5	890
1488	0.51	16.1	54	20	0.2	830
1489	0.65	25.6	27	20	0.4	1100
1490	0.54	25.2	53	10	0.2	1240
1491	0.59	21.8	24	20	1.0	680
1492	0.60	22.7	30	20	0.5	890
1493	0.62	49.5	4	20	2.6	260
1494	0.39	13.4	28	10	0.5	910
1495	0.36	5.3	54	<10	<0.1	1490
1496	0.44	3.9	57	20	<0.1	2290
1497	0.51	13.5	20	<10	<0.1	2390
1498	0.47	8.9	26	<10	0.1	2030

- not analysed | -- element not determined | I.S. insufficient sample | L.N.R. listed not received

SGS Canada | CA MIN Burnaby, BC 3260 Production Way, Burnaby, BC V5A 4W4 Burnaby CANADA t +1 (604) 638 2349 f www.sgs.com

Member of the SGS Group (SGS SA)

SGS

Order Number PO:
Project DECOORS MINING
Submission Number *BBY*DECOORS/Bralorne North, Bralorne South and Brett/479 MMI
Number of Samples 86

ANALYSIS REPORT BBM20-03142

Element	Wtkg	Ag	Al	As	Au	Ba
Method	G_WGH_KG	GE_MMIME	GE_MMIME	GE_MMIME	GE_MMIME	GE_MMIME
Lower Limit	0.01	0.5	1	10	0.1	10
Upper Limit	--	--	--	--	--	--
Unit	kg	ppb	ppm m / m	ppb	ppb	ppb
1499	0.49	12.3	35	<10	<0.1	1110
1500	0.54	15.3	31	<10	0.2	1820
1501	0.56	5.3	22	<10	0.1	690
1502	0.58	12.0	22	<10	0.2	1870
1503	0.60	6.1	21	<10	2.7	1340
1504	0.61	4.1	41	<10	0.1	1320
1505	0.54	23.7	10	<10	1.4	690
1506	0.58	9.1	22	<10	0.2	1080
1507	0.55	7.4	34	<10	0.6	1270
1508	0.39	2.5	19	<10	<0.1	1220
1509	0.59	12.4	12	<10	<0.1	3140
1510	0.44	9.2	52	<10	<0.1	2270
1511	0.49	14.9	17	<10	<0.1	680
1512	0.43	12.8	50	<10	<0.1	1200
1513	0.58	20.8	60	20	<0.1	870
1514	0.47	20.2	32	<10	<0.1	1330
1515	0.57	36.3	6	<10	0.3	780
1516	0.56	7.7	17	<10	<0.1	1380
1517	0.55	6.5	97	10	<0.1	1000
1518	0.55	12.9	12	<10	0.2	1010
1519	0.63	8.6	12	<10	0.1	770
1520	0.43	6.4	55	<10	<0.1	990
1521	0.56	9.2	14	<10	0.2	790
1522	0.55	3.9	41	<10	<0.1	1030
1523	0.43	9.6	42	<10	<0.1	1820
1524	0.50	7.9	77	<10	<0.1	1170
1525	0.43	4.9	32	<10	<0.1	1420
1526	0.50	12.1	14	<10	0.2	650
1527	0.55	5.1	37	<10	0.2	1020

- not analysed | -- element not determined | I.S. insufficient sample | L.N.R. listed not received

SGS Canada | CA MIN Burnaby, BC 3260 Production Way, Burnaby, BC V5A 4W4 Burnaby CANADA t +1 (604) 638 2349 f www.sgs.com
Member of the SGS Group (SGS SA)

SGS

Order Number PO:
Project DECOORS MINING
Submission Number *BBY*DECOORS/Bralorne North, Bralorne South and Brett/479 MMI
Number of Samples 86

ANALYSIS REPORT BBM20-03142

Element	Wtkg	Ag	Al	As	Au	Ba
Method	G_WGH_KG	GE_MMIME	GE_MMIME	GE_MMIME	GE_MMIME	GE_MMIME
Lower Limit	0.01	0.5	1	10	0.1	10
Upper Limit	--	--	--	--	--	--
Unit	kg	ppb	ppm m / m	ppb	ppb	ppb
1528	0.56	10.8	30	<10	0.1	1710
1529	0.50	6.2	32	<10	0.1	1260
1530	0.52	14.8	13	<10	1.0	490
1531	0.43	10.4	37	<10	0.2	880
1532	0.45	34.7	5	40	0.9	490
1533	0.51	14.0	12	20	0.2	350
1534	0.55	9.1	17	<10	<0.1	1070
1535	0.39	49.9	34	100	54.3	800
LW01	0.42	5.3	14	<10	<0.1	390
LW02	0.59	17.1	34	<10	0.2	730
LW03	0.52	13.3	29	<10	0.1	1120
LW04	0.40	20.2	11	<10	0.1	1730
LW05	0.33	3.1	133	110	<0.1	750
LW06	0.53	33.9	25	<10	0.5	3040
LW07	0.43	6.1	114	<10	<0.1	840
LW08	0.35	8.8	150	<10	<0.1	1150
LW09	0.55	12.5	61	20	<0.1	3070
LW10	0.54	38.3	45	<10	0.2	2540
LW11	0.54	28.9	41	20	0.3	3200
LW12	0.41	11.1	69	20	0.2	3100
LW13	0.42	128	21	<10	6.9	3610
LW14	0.53	3.7	52	<10	<0.1	1550
LW15	0.42	15.6	23	<10	0.2	4730
LW16	0.57	30.2	19	<10	0.2	6870
LW17	0.45	32.0	42	30	2.1	1110
LW18	0.35	37.2	59	30	0.2	2530
LW19	0.56	7.2	44	10	<0.1	530
LW20	0.46	<0.5	3	10	<0.1	210
*Std AMIS0169	-	7.0	46	10	0.4	740

- not analysed | -- element not determined | I.S. insufficient sample | L.N.R. listed not received

SGS Canada | CA MIN Burnaby, BC 3260 Production Way, Burnaby, BC V5A 4W4 Burnaby CANADA t +1 (604) 638 2349 f www.sgs.com

Member of the SGS Group (SGS SA)

SGS

Order Number PO:
Project DECOORS MINING
Submission Number *BBY*DECOORS/Bralorne North, Bralorne South and Brett/479 MMI
Number of Samples 86

ANALYSIS REPORT BBM20-03142

Element	Wtkg	Ag	Al	As	Au	Ba
Method	G_WGH_KG	GE_MMIME	GE_MMIME	GE_MMIME	GE_MMIME	GE_MMIME
Lower Limit	0.01	0.5	1	10	0.1	10
Upper Limit	--	--	--	--	--	--
Unit	kg	ppb	ppm m / m	ppb	ppb	ppb
*Blk BLANK	-	<0.5	<1	<10	<0.1	<10
*Rep 1480	-	33.7	62	30	0.5	1300
*Rep 1486	-	19.3	32	10	0.7	500
*Rep 1510	-	6.9	53	<10	<0.1	1870
*Rep 1518	-	11.8	11	<10	0.1	930
*Blk BLANK	-	<0.5	<1	<10	<0.1	<10
*Rep 1530	-	14.7	13	<10	1.1	500
*Rep LW12	-	11.5	79	30	0.1	2900
*Std AMIS0169	-	6.4	47	10	0.4	800

Element	Bi	Ca	Cd	Ce	Co	Cr
Method	GE_MMIME	GE_MMIME	GE_MMIME	GE_MMIME	GE_MMIME	GE_MMIME
Lower Limit	0.5	2	1	2	1	1
Upper Limit	--	--	--	--	--	--
Unit	ppb	ppm m / m	ppb	ppb	ppb	ppb
1470	<0.5	292	14	67	81	61
1471	<0.5	379	6	89	379	104
1472	<0.5	177	3	139	50	135
1473	<0.5	290	3	113	207	135
1474	<0.5	322	6	24	26	29
1475	<0.5	406	14	11	69	15
1476	<0.5	343	13	14	301	14
1477	<0.5	359	18	16	283	10
1478	<0.5	367	10	190	55	99
1479	<0.5	306	8	44	108	55
1480	<0.5	215	2	190	131	152
1481	<0.5	322	8	90	191	82
1482	<0.5	306	10	100	47	123

- not analysed | -- element not determined | I.S. insufficient sample | L.N.R. listed not received

SGS Canada | CA MIN Burnaby, BC 3260 Production Way, Burnaby, BC V5A 4W4 Burnaby CANADA t +1 (604) 638 2349 f www.sgs.com
Member of the SGS Group (SGS SA)

SGS

Order Number PO:
Project DECOORS MINING
Submission Number *BBY*DECOORS/Bralorne North, Bralorne South and Brett/479 MMI
Number of Samples 86

ANALYSIS REPORT BBM20-03142

Element	Bi	Ca	Cd	Ce	Co	Cr
Method	GE_MMIME	GE_MMIME	GE_MMIME	GE_MMIME	GE_MMIME	GE_MMIME
Lower Limit	0.5	2	1	2	1	1
Upper Limit	--	--	--	--	--	--
Unit	ppb	ppm m / m	ppb	ppb	ppb	ppb
1483	<0.5	269	4	36	37	70
1484	<0.5	248	11	45	24	69
1485	<0.5	293	9	11	16	25
1486	<0.5	323	10	54	73	46
1487	<0.5	192	5	228	133	227
1488	<0.5	372	11	16	20	44
1489	<0.5	230	3	42	53	80
1490	<0.5	258	4	23	16	55
1491	<0.5	261	4	62	77	107
1492	<0.5	183	3	95	55	86
1493	<0.5	377	20	8	397	22
1494	<0.5	350	13	102	65	407
1495	<0.5	242	53	36	67	789
1496	<0.5	235	5	17	215	486
1497	<0.5	193	5	16	269	476
1498	<0.5	145	4	38	49	449
1499	<0.5	129	4	23	443	808
1500	<0.5	51	4	44	208	605
1501	<0.5	238	5	18	206	606
1502	<0.5	175	2	24	185	416
1503	<0.5	368	5	33	133	459
1504	<0.5	235	8	27	175	1080
1505	<0.5	205	4	35	302	344
1506	<0.5	282	10	24	186	806
1507	<0.5	281	9	20	91	559
1508	<0.5	474	25	7	116	405
1509	<0.5	391	2	50	28	145
1510	<0.5	290	7	27	214	1010
1511	<0.5	243	9	40	267	748

- not analysed | -- element not determined | I.S. insufficient sample | L.N.R. listed not received

SGS Canada | CA MIN Burnaby, BC 3260 Production Way, Burnaby, BC V5A 4W4 Burnaby CANADA t +1 (604) 638 2349 f www.sgs.com

Member of the SGS Group (SGS SA)

SGS

Order Number PO:
Project DECOORS MINING
Submission Number *BBY*DECOORS/Bralorne North, Bralorne South and Brett/479 MMI
Number of Samples 86

ANALYSIS REPORT BBM20-03142

Element	Bi	Ca	Cd	Ce	Co	Cr
Method	GE_MMIME	GE_MMIME	GE_MMIME	GE_MMIME	GE_MMIME	GE_MMIME
Lower Limit	0.5	2	1	2	1	1
Upper Limit	--	--	--	--	--	--
Unit	ppb	ppm m / m	ppb	ppb	ppb	ppb
1512	<0.5	209	14	15	72	746
1513	<0.5	157	7	54	217	974
1514	<0.5	171	4	13	129	360
1515	<0.5	134	7	16	78	177
1516	<0.5	402	5	12	16	226
1517	<0.5	201	7	55	57	421
1518	<0.5	259	4	12	67	333
1519	<0.5	233	8	17	191	390
1520	<0.5	226	9	17	111	502
1521	<0.5	164	6	21	149	670
1522	<0.5	243	17	136	45	774
1523	<0.5	196	6	16	131	529
1524	<0.5	165	11	13	155	490
1525	<0.5	240	6	18	120	386
1526	<0.5	207	5	4	79	311
1527	<0.5	306	6	44	301	892
1528	<0.5	322	12	59	34	561
1529	<0.5	384	11	16	43	290
1530	<0.5	487	4	47	87	158
1531	<0.5	343	8	47	25	397
1532	<0.5	499	15	6	400	28
1533	<0.5	352	7	13	75	109
1534	<0.5	475	6	30	77	166
1535	<0.5	428	19	19	79	46
LW01	<0.5	475	10	7	105	31
LW02	<0.5	514	17	14	40	85
LW03	<0.5	642	40	17	43	77
LW04	<0.5	738	34	3	21	25
LW05	1.1	254	14	178	213	232

- not analysed | -- element not determined | I.S. insufficient sample | L.N.R. listed not received

SGS Canada | CA MIN Burnaby, BC 3260 Production Way, Burnaby, BC V5A 4W4 Burnaby CANADA t +1 (604) 638 2349 f www.sgs.com

Member of the SGS Group (SGS SA)

SGS

Order Number PO:
Project DECOORS MINING
Submission Number *BBY*DECOORS/Bralorne North, Bralorne South and Brett/479 MMI
Number of Samples 86

ANALYSIS REPORT BBM20-03142

Element	Bi	Ca	Cd	Ce	Co	Cr
Method	GE_MMIME	GE_MMIME	GE_MMIME	GE_MMIME	GE_MMIME	GE_MMIME
Lower Limit	0.5	2	1	2	1	1
Upper Limit	--	--	--	--	--	--
Unit	ppb	ppm m / m	ppb	ppb	ppb	ppb
LW06	<0.5	980	13	91	109	272
LW07	<0.5	270	17	45	12	32
LW08	0.6	166	8	144	25	71
LW09	<0.5	194	6	215	94	78
LW10	<0.5	226	13	162	25	46
LW11	<0.5	233	11	277	57	96
LW12	<0.5	169	5	925	44	50
LW13	<0.5	686	23	47	407	43
LW14	<0.5	118	2	182	9	6
LW15	<0.5	407	12	53	61	25
LW16	<0.5	527	7	35	37	32
LW17	<0.5	277	7	138	62	163
LW18	<0.5	156	7	323	42	47
LW19	<0.5	357	9	50	350	52
LW20	<0.5	437	3	<2	54	8
*Std AMIS0169	<0.5	30	1	586	79	75
*Blk BLANK	<0.5	<2	<1	<2	<1	<1
*Rep 1480	<0.5	216	4	204	250	135
*Rep 1486	<0.5	325	11	60	91	51
*Rep 1510	<0.5	234	8	25	185	851
*Rep 1518	<0.5	236	4	11	86	310
*Blk BLANK	<0.5	<2	<1	<2	<1	1
*Rep 1530	<0.5	503	4	51	77	166
*Rep LW12	<0.5	174	5	708	49	56
*Std AMIS0169	<0.5	29	1	560	66	90

- not analysed | -- element not determined | I.S. insufficient sample | L.N.R. listed not received

SGS Canada | CA MIN Burnaby, BC 3260 Production Way, Burnaby, BC V5A 4W4 Burnaby CANADA t +1 (604) 638 2349 f www.sgs.com
Member of the SGS Group (SGS SA)

SGS

Order Number PO:
Project DECOORS MINING
Submission Number *BBY*DECOORS/Bralorne North, Bralorne South and Brett/479 MMI
Number of Samples 86

ANALYSIS REPORT BBM20-03142

Element	Cs	Cu	Dy	Er	Eu	Fe
Method	GE_MMIME	GE_MMIME	GE_MMIME	GE_MMIME	GE_MMIME	GE_MMIME
Lower Limit	0.2	10	0.5	0.2	0.2	1
Upper Limit	--	--	--	--	--	--
Unit	ppb	ppb	ppb	ppb	ppb	ppm m / m
1470	0.5	700	7.2	3.2	2.4	21
1471	<0.2	890	29.4	15.3	11.0	17
1472	0.6	580	25.3	12.6	8.5	28
1473	<0.2	1100	48.5	22.2	17.4	33
1474	0.5	580	3.0	1.7	1.1	16
1475	<0.2	1380	6.5	3.9	2.2	10
1476	0.6	1180	9.7	4.5	4.0	9
1477	0.7	2210	5.4	2.6	2.0	13
1478	1.2	1450	69.8	32.5	26.3	24
1479	0.4	550	4.6	2.3	1.6	19
1480	0.6	600	21.7	9.3	6.9	33
1481	0.4	1040	15.6	8.3	5.6	26
1482	0.5	980	11.4	6.4	3.2	61
1483	0.6	720	3.5	1.9	1.2	32
1484	0.8	370	7.0	3.9	2.1	38
1485	0.4	430	1.4	0.7	0.5	21
1486	0.8	770	9.4	5.3	3.2	26
1487	1.5	1010	43.4	22.7	13.3	102
1488	1.5	270	2.4	1.1	0.8	38
1489	0.3	540	8.1	3.5	2.6	20
1490	0.8	400	2.5	1.3	0.7	35
1491	0.4	1220	22.0	11.4	7.9	29
1492	0.3	630	34.7	18.3	13.0	26
1493	1.1	1250	6.3	3.0	2.0	8
1494	0.3	1410	23.0	11.8	8.2	33
1495	0.4	410	8.4	4.8	2.4	53
1496	2.9	70	1.7	1.1	0.5	42
1497	0.8	240	2.3	1.3	0.8	15
1498	0.7	160	2.7	1.8	0.9	27

- not analysed | -- element not determined | I.S. insufficient sample | L.N.R. listed not received

SGS Canada | CA MIN Burnaby, BC 3260 Production Way, Burnaby, BC V5A 4W4 Burnaby CANADA t +1 (604) 638 2349 f www.sgs.com

Member of the SGS Group (SGS SA)

SGS

Order Number PO:
Project DECOORS MINING
Submission Number *BBY*DECOORS/Bralorne North, Bralorne South and Brett/479 MMI
Number of Samples 86

ANALYSIS REPORT BBM20-03142

Element	Cs	Cu	Dy	Er	Eu	Fe
Method	GE_MMIME	GE_MMIME	GE_MMIME	GE_MMIME	GE_MMIME	GE_MMIME
Lower Limit	0.2	10	0.5	0.2	0.2	1
Upper Limit	--	--	--	--	--	--
Unit	ppb	ppb	ppb	ppb	ppb	ppm m / m
1499	0.3	160	2.0	1.1	0.6	40
1500	<0.2	260	4.0	1.9	1.2	38
1501	<0.2	190	1.7	0.9	0.4	24
1502	0.2	140	2.8	1.6	0.9	14
1503	<0.2	290	4.1	2.3	1.2	26
1504	<0.2	150	3.7	2.2	0.9	39
1505	<0.2	420	34.9	19.6	7.8	5
1506	<0.2	460	16.8	10.2	4.2	24
1507	<0.2	240	3.5	1.8	0.9	38
1508	<0.2	240	2.2	1.5	0.7	22
1509	<0.2	410	14.4	8.2	4.4	18
1510	<0.2	110	2.1	1.2	0.7	51
1511	<0.2	460	5.0	2.2	1.5	24
1512	0.4	180	2.3	1.5	0.6	52
1513	1.4	280	4.4	2.3	1.2	110
1514	<0.2	220	1.8	0.7	0.5	32
1515	<0.2	360	5.9	3.0	2.0	8
1516	<0.2	170	2.0	1.0	0.7	24
1517	1.2	140	5.2	2.5	1.4	67
1518	<0.2	210	1.4	0.7	0.4	16
1519	<0.2	300	2.6	1.5	1.0	13
1520	0.9	100	1.7	1.1	0.6	50
1521	<0.2	640	19.3	9.6	4.7	14
1522	0.3	480	90.2	49.7	22.9	28
1523	0.2	90	1.3	0.6	0.5	47
1524	3.7	90	1.0	0.6	0.4	74
1525	0.6	100	0.9	0.5	0.4	38
1526	<0.2	150	<0.5	0.2	0.2	22
1527	<0.2	190	3.7	1.9	1.1	35

- not analysed | -- element not determined | I.S. insufficient sample | L.N.R. listed not received

SGS Canada | CA MIN Burnaby, BC 3260 Production Way, Burnaby, BC V5A 4W4 Burnaby CANADA t +1 (604) 638 2349 f www.sgs.com

Member of the SGS Group (SGS SA)

SGS

Order Number PO:
Project DECOORS MINING
Submission Number *BBY*DECOORS/Bralorne North, Bralorne South and Brett/479 MMI
Number of Samples 86

ANALYSIS REPORT BBM20-03142

Element	Cs	Cu	Dy	Er	Eu	Fe
Method	GE_MMIME	GE_MMIME	GE_MMIME	GE_MMIME	GE_MMIME	GE_MMIME
Lower Limit	0.2	10	0.5	0.2	0.2	1
Upper Limit	--	--	--	--	--	--
Unit	ppb	ppb	ppb	ppb	ppb	ppm m / m
1528	0.2	460	9.1	4.8	3.0	30
1529	<0.2	140	1.5	0.8	0.5	32
1530	<0.2	820	13.3	6.2	5.4	21
1531	0.3	410	6.8	3.5	2.1	47
1532	0.6	2430	2.5	1.3	0.8	16
1533	0.8	1260	6.9	3.8	2.4	23
1534	<0.2	260	3.3	1.6	1.0	24
1535	0.7	740	6.0	2.1	2.2	41
LW01	0.6	1550	5.2	2.9	1.4	21
LW02	0.3	1740	11.8	7.2	3.7	29
LW03	0.9	1950	9.6	4.0	3.5	26
LW04	0.4	680	5.2	2.3	1.3	17
LW05	1.6	360	24.1	12.5	6.1	90
LW06	0.4	4030	83.1	38.5	21.5	21
LW07	1.6	220	3.5	2.0	0.9	34
LW08	1.2	140	19.0	9.4	5.4	71
LW09	0.8	680	11.0	5.5	3.0	45
LW10	0.7	1020	17.4	7.3	5.5	30
LW11	0.7	1720	67.9	30.2	24.7	36
LW12	1.1	620	30.0	13.4	7.8	44
LW13	<0.2	2080	21.3	9.5	7.3	11
LW14	0.9	270	12.3	5.7	3.1	23
LW15	0.8	990	11.6	5.4	4.2	17
LW16	1.1	1320	16.1	6.8	6.2	20
LW17	1.4	610	57.4	25.4	23.0	34
LW18	0.8	530	24.7	10.7	6.9	32
LW19	0.7	2170	7.1	3.8	2.2	77
LW20	0.3	190	<0.5	<0.2	<0.2	4
*Std AMIS0169	7.1	3290	22.0	10.2	8.7	31

- not analysed | -- element not determined | I.S. insufficient sample | L.N.R. listed not received

SGS Canada | CA MIN Burnaby, BC 3260 Production Way, Burnaby, BC V5A 4W4 Burnaby CANADA t +1 (604) 638 2349 f www.sgs.com
Member of the SGS Group (SGS SA)

SGS

Order Number PO:
Project DECOORS MINING
Submission Number *BBY*DECOORS/Bralorne North, Bralorne South and Brett/479 MMI
Number of Samples 86

ANALYSIS REPORT BBM20-03142

Element	Cs	Cu	Dy	Er	Eu	Fe
Method	GE_MMIME	GE_MMIME	GE_MMIME	GE_MMIME	GE_MMIME	GE_MMIME
Lower Limit	0.2	10	0.5	0.2	0.2	1
Upper Limit	--	--	--	--	--	--
Unit	ppb	ppb	ppb	ppb	ppb	ppm m / m
*Blk BLANK	<0.2	<10	<0.5	<0.2	<0.2	<1
*Rep 1480	0.8	630	21.5	9.5	6.9	38
*Rep 1486	0.8	820	11.1	5.4	3.4	26
*Rep 1510	0.3	70	1.8	1.2	0.6	60
*Rep 1518	<0.2	200	1.3	0.7	0.4	13
*Blk BLANK	<0.2	<10	<0.5	<0.2	<0.2	<1
*Rep 1530	<0.2	790	14.6	6.6	5.6	20
*Rep LW12	1.2	670	32.7	13.3	8.6	51
*Std AMIS0169	7.5	2870	20.1	8.7	7.8	27

Element	Ga	Gd	Hg	In	K	La
Method	GE_MMIME	GE_MMIME	GE_MMIME	GE_MMIME	GE_MMIME	GE_MMIME
Lower Limit	0.5	0.5	1	0.1	0.5	1
Upper Limit	--	--	--	--	--	--
Unit	ppb	ppb	ppb	ppb	ppm m / m	ppb
1470	1.3	9.7	<1	<0.1	68.5	25
1471	0.7	40.9	<1	<0.1	112	62
1472	1.6	33.1	<1	<0.1	23.3	67
1473	2.0	65.2	<1	<0.1	58.3	105
1474	1.4	4.1	<1	<0.1	80.2	10
1475	<0.5	10.1	<1	<0.1	72.8	11
1476	<0.5	14.4	1	<0.1	23.1	7
1477	<0.5	7.0	1	<0.1	40.1	7
1478	1.5	96.2	<1	<0.1	30.9	169
1479	0.9	5.8	<1	<0.1	88.3	14
1480	2.2	26.5	<1	<0.1	56.8	60
1481	1.3	20.4	<1	<0.1	68.9	40
1482	3.7	13.1	1	<0.1	65.6	30

- not analysed | -- element not determined | I.S. insufficient sample | L.N.R. listed not received

SGS Canada | CA MIN Burnaby, BC 3260 Production Way, Burnaby, BC V5A 4W4 Burnaby CANADA t +1 (604) 638 2349 f www.sgs.com
Member of the SGS Group (SGS SA)

SGS

Order Number PO:
Project DECOORS MINING
Submission Number *BBY*DECOORS/Bralorne North, Bralorne South and Brett/479 MMI
Number of Samples 86

ANALYSIS REPORT BBM20-03142

Element	Ga	Gd	Hg	In	K	La
Method	GE_MMIME	GE_MMIME	GE_MMIME	GE_MMIME	GE_MMIME	GE_MMIME
Lower Limit	0.5	0.5	1	0.1	0.5	1
Upper Limit	--	--	--	--	--	--
Unit	ppb	ppb	ppb	ppb	ppm m / m	ppb
1483	1.7	4.5	<1	<0.1	49.6	14
1484	3.8	8.8	<1	<0.1	134	23
1485	1.3	2.3	<1	<0.1	104	4
1486	1.3	13.2	<1	<0.1	98.9	22
1487	5.3	52.1	<1	<0.1	37.1	92
1488	2.6	3.3	<1	<0.1	89.5	9
1489	1.3	9.7	<1	<0.1	48.9	23
1490	3.0	3.3	<1	<0.1	66.6	10
1491	1.2	31.5	1	<0.1	66.7	46
1492	1.2	52.9	<1	<0.1	48.3	78
1493	<0.5	8.2	<1	<0.1	32.3	2
1494	0.6	29.0	<1	<0.1	24.9	52
1495	1.3	8.4	<1	<0.1	33.9	13
1496	1.9	1.8	<1	<0.1	28.1	6
1497	<0.5	2.2	<1	<0.1	35.2	4
1498	1.0	3.4	<1	<0.1	28.9	11
1499	0.9	1.9	<1	<0.1	44.7	6
1500	0.8	4.5	<1	<0.1	23.9	14
1501	<0.5	1.8	<1	<0.1	68.3	4
1502	<0.5	3.4	<1	<0.1	21.9	7
1503	<0.5	4.5	<1	<0.1	57.9	11
1504	0.7	3.1	<1	<0.1	60.2	6
1505	<0.5	32.9	1	<0.1	67.1	17
1506	<0.5	16.5	<1	<0.1	52.5	14
1507	1.0	3.1	<1	<0.1	87.9	7
1508	0.5	2.4	<1	<0.1	106	3
1509	<0.5	16.3	<1	<0.1	62.6	19
1510	0.7	2.2	<1	<0.1	47.1	7
1511	<0.5	4.8	<1	<0.1	76.3	8

- not analysed | -- element not determined | I.S. insufficient sample | L.N.R. listed not received

SGS Canada | CA MIN Burnaby, BC 3260 Production Way, Burnaby, BC V5A 4W4 Burnaby CANADA t +1 (604) 638 2349 f www.sgs.com

Member of the SGS Group (SGS SA)

SGS

Order Number PO:
Project DECOORS MINING
Submission Number *BBY*DECOORS/Bralorne North, Bralorne South and Brett/479 MMI
Number of Samples 86

ANALYSIS REPORT BBM20-03142

Element	Ga	Gd	Hg	In	K	La
Method	GE_MMIME	GE_MMIME	GE_MMIME	GE_MMIME	GE_MMIME	GE_MMIME
Lower Limit	0.5	0.5	1	0.1	0.5	1
Upper Limit	--	--	--	--	--	--
Unit	ppb	ppb	ppb	ppb	ppm m / m	ppb
1512	1.1	2.3	<1	<0.1	41.2	5
1513	2.6	5.0	<1	<0.1	29.3	17
1514	0.5	1.6	<1	<0.1	35.8	4
1515	<0.5	8.9	<1	<0.1	51.5	11
1516	<0.5	2.2	<1	<0.1	46.2	4
1517	4.0	5.9	<1	<0.1	46.7	15
1518	<0.5	1.6	<1	<0.1	106	5
1519	<0.5	3.4	<1	<0.1	56.5	3
1520	2.4	2.2	<1	<0.1	127	5
1521	<0.5	20.4	<1	<0.1	24.6	15
1522	0.7	101	<1	<0.1	29.7	88
1523	1.0	1.3	<1	<0.1	72.0	5
1524	5.4	1.1	<1	<0.1	36.8	5
1525	0.7	1.2	<1	<0.1	42.9	4
1526	<0.5	<0.5	<1	<0.1	121	2
1527	<0.5	3.9	<1	<0.1	34.1	10
1528	0.5	10.8	<1	<0.1	25.3	17
1529	0.9	2.1	<1	<0.1	115	5
1530	<0.5	19.0	<1	<0.1	51.1	27
1531	0.7	8.2	<1	<0.1	39.7	17
1532	<0.5	3.8	<1	<0.1	37.1	2
1533	<0.5	9.8	<1	<0.1	32.2	10
1534	0.6	4.4	<1	<0.1	84.7	9
1535	1.5	8.6	5	<0.1	39.7	6
LW01	<0.5	6.0	<1	<0.1	46.2	4
LW02	0.6	15.1	<1	<0.1	44.9	11
LW03	<0.5	13.2	<1	<0.1	44.7	14
LW04	<0.5	6.1	<1	<0.1	21.7	2
LW05	12.5	30.7	<1	0.3	48.6	65

- not analysed | -- element not determined | I.S. insufficient sample | L.N.R. listed not received

SGS Canada | CA MIN Burnaby, BC 3260 Production Way, Burnaby, BC V5A 4W4 Burnaby CANADA t +1 (604) 638 2349 f www.sgs.com

Member of the SGS Group (SGS SA)

SGS

Order Number PO:
Project DECOORS MINING
Submission Number *BBY*DECOORS/Bralorne North, Bralorne South and Brett/479 MMI
Number of Samples 86

ANALYSIS REPORT BBM20-03142

Element	Ga	Gd	Hg	In	K	La
Method	GE_MMIME	GE_MMIME	GE_MMIME	GE_MMIME	GE_MMIME	GE_MMIME
Lower Limit	0.5	0.5	1	0.1	0.5	1
Upper Limit	--	--	--	--	--	--
Unit	ppb	ppb	ppb	ppb	ppm m / m	ppb
LW06	0.6	99.9	<1	<0.1	66.5	63
LW07	8.1	5.0	<1	<0.1	34.5	17
LW08	14.8	24.5	<1	<0.1	46.9	61
LW09	4.4	16.7	<1	<0.1	34.1	77
LW10	2.4	28.6	<1	<0.1	52.0	78
LW11	3.1	104	<1	<0.1	44.0	157
LW12	4.4	44.6	<1	<0.1	53.3	179
LW13	0.6	28.2	1	<0.1	48.5	15
LW14	4.7	18.7	<1	<0.1	30.8	73
LW15	1.1	16.6	<1	<0.1	83.9	30
LW16	1.0	19.9	<1	<0.1	29.0	26
LW17	4.6	84.3	1	<0.1	18.5	74
LW18	3.9	38.4	<1	<0.1	29.4	144
LW19	2.5	9.5	<1	<0.1	19.3	24
LW20	<0.5	<0.5	<1	<0.1	17.9	<1
*Std AMIS0169	8.6	33.0	<1	<0.1	39.2	341
*Blk BLANK	<0.5	<0.5	<1	<0.1	<0.5	<1
*Rep 1480	2.8	25.3	<1	<0.1	63.8	60
*Rep 1486	1.2	13.8	<1	<0.1	95.5	23
*Rep 1510	1.8	2.0	<1	<0.1	47.1	6
*Rep 1518	<0.5	2.0	<1	<0.1	103	4
*Blk BLANK	<0.5	<0.5	<1	<0.1	<0.5	<1
*Rep 1530	<0.5	21.8	<1	<0.1	49.7	28
*Rep LW12	6.0	47.0	<1	<0.1	53.9	201
*Std AMIS0169	7.6	33.3	<1	<0.1	36.0	319

- not analysed | -- element not determined | I.S. insufficient sample | L.N.R. listed not received

SGS Canada | CA MIN Burnaby, BC 3260 Production Way, Burnaby, BC V5A 4W4 Burnaby CANADA t +1 (604) 638 2349 f www.sgs.com

Member of the SGS Group (SGS SA)

SGS

Order Number PO:
Project DECOORS MINING
Submission Number *BBY*DECOORS/Bralorne North, Bralorne South and Brett/479 MMI
Number of Samples 86

ANALYSIS REPORT BBM20-03142

Element	Li	Mg	Mn	Mo	Nb	Nd
Method	GE_MMIME	GE_MMIME	GE_MMIME	GE_MMIME	GE_MMIME	GE_MMIME
Lower Limit	1	0.5	100	2	0.5	1
Upper Limit	--	--	--	--	--	--
Unit	ppb	ppm m / m	ppb	ppb	ppb	ppb
1470	<1	22.8	4700	7	0.6	39
1471	<1	56.0	11000	9	<0.5	138
1472	<1	13.9	2100	8	0.7	128
1473	<1	30.4	2900	29	1.0	229
1474	<1	34.9	2200	5	<0.5	15
1475	<1	21.1	2100	5	<0.5	28
1476	3	42.1	10800	32	<0.5	26
1477	<1	51.7	8800	27	<0.5	20
1478	2	44.2	1300	12	<0.5	336
1479	<1	16.3	4100	10	0.6	23
1480	<1	25.8	3400	42	0.9	102
1481	2	14.3	3100	8	<0.5	80
1482	2	38.4	5900	11	1.2	48
1483	<1	13.9	2400	9	0.9	21
1484	2	40.2	4200	5	1.2	35
1485	<1	20.2	3000	3	0.6	8
1486	<1	27.2	4200	6	<0.5	45
1487	6	35.2	4700	12	2.1	183
1488	<1	34.5	3500	4	0.8	13
1489	<1	45.3	900	3	0.7	40
1490	1	14.8	1200	6	1.0	14
1491	2	58.2	2500	3	0.8	108
1492	<1	25.0	2400	7	0.6	188
1493	9	18.5	8100	22	<0.5	9
1494	1	208	1500	3	<0.5	110
1495	1	193	3900	<2	<0.5	26
1496	3	135	5200	3	1.0	7
1497	1	403	1500	<2	<0.5	8
1498	2	277	1400	<2	1.1	15

- not analysed | -- element not determined | I.S. insufficient sample | L.N.R. listed not received

SGS Canada | CA MIN Burnaby, BC 3260 Production Way, Burnaby, BC V5A 4W4 Burnaby CANADA t +1 (604) 638 2349 f www.sgs.com

Member of the SGS Group (SGS SA)

SGS

Order Number PO:
Project DECOORS MINING
Submission Number *BBY*DECOORS/Bralorne North, Bralorne South and Brett/479 MMI
Number of Samples 86

ANALYSIS REPORT BBM20-03142

Element	Li	Mg	Mn	Mo	Nb	Nd
Method	GE_MMIME	GE_MMIME	GE_MMIME	GE_MMIME	GE_MMIME	GE_MMIME
Lower Limit	1	0.5	100	2	0.5	1
Upper Limit	--	--	--	--	--	--
Unit	ppb	ppm m / m	ppb	ppb	ppb	ppb
1499	2	349	2300	2	<0.5	9
1500	3	340	900	<2	<0.5	19
1501	2	337	1300	<2	<0.5	7
1502	1	333	800	2	<0.5	11
1503	7	313	2200	<2	<0.5	18
1504	3	264	3800	<2	<0.5	10
1505	5	645	5400	3	<0.5	56
1506	2	370	3500	5	<0.5	35
1507	1	297	2900	<2	<0.5	11
1508	12	331	6700	9	<0.5	6
1509	21	522	500	2	<0.5	48
1510	4	246	3800	3	<0.5	10
1511	2	271	2200	3	<0.5	17
1512	2	206	4700	3	0.6	8
1513	2	89.5	2100	5	1.9	26
1514	<1	304	700	2	<0.5	6
1515	5	480	1000	2	<0.5	28
1516	2	315	400	<2	<0.5	9
1517	3	84.9	2100	5	2.0	21
1518	1	294	1200	<2	<0.5	8
1519	2	295	4100	<2	<0.5	8
1520	4	215	4400	3	1.4	8
1521	2	448	2200	<2	<0.5	45
1522	3	396	6800	3	<0.5	212
1523	4	269	1000	2	0.6	6
1524	4	159	2800	4	3.0	6
1525	4	220	1800	<2	0.6	6
1526	2	289	1200	<2	<0.5	2
1527	2	283	1000	3	<0.5	16

- not analysed | -- element not determined | I.S. insufficient sample | L.N.R. listed not received

SGS Canada | CA MIN Burnaby, BC 3260 Production Way, Burnaby, BC V5A 4W4 Burnaby CANADA t +1 (604) 638 2349 f www.sgs.com

Member of the SGS Group (SGS SA)

SGS

Order Number PO:
Project DECOORS MINING
Submission Number *BBY*DECOORS/Bralorne North, Bralorne South and Brett/479 MMI
Number of Samples 86

ANALYSIS REPORT BBM20-03142

Element	Li	Mg	Mn	Mo	Nb	Nd
Method	GE_MMIME	GE_MMIME	GE_MMIME	GE_MMIME	GE_MMIME	GE_MMIME
Lower Limit	1	0.5	100	2	0.5	1
Upper Limit	--	--	--	--	--	--
Unit	ppb	ppm m / m	ppb	ppb	ppb	ppb
1528	1	236	700	<2	<0.5	34
1529	3	196	2300	<2	<0.5	8
1530	2	106	1100	3	<0.5	65
1531	1	132	1000	3	<0.5	31
1532	3	24.1	5100	15	<0.5	6
1533	2	90.3	1400	7	<0.5	26
1534	2	114	8800	<2	<0.5	15
1535	3	23.8	6400	4	0.7	17
LW01	<1	78.5	3300	6	<0.5	11
LW02	<1	101	2100	<2	<0.5	30
LW03	5	69.2	2100	5	<0.5	35
LW04	16	35.1	2200	5	<0.5	6
LW05	10	66.3	6000	10	5.8	114
LW06	22	183	3100	7	<0.5	198
LW07	3	13.6	1400	5	4.2	23
LW08	2	14.0	2200	5	7.1	102
LW09	1	28.8	4100	9	2.4	95
LW10	<1	34.6	2000	15	1.0	123
LW11	1	100.0	2400	11	1.1	343
LW12	<1	33.0	4800	24	3.3	254
LW13	36	116	9100	55	<0.5	43
LW14	<1	6.6	600	3	3.5	109
LW15	<1	48.7	5000	11	<0.5	61
LW16	1	43.4	1000	4	<0.5	60
LW17	10	120	3300	10	0.7	214
LW18	<1	46.4	4100	16	2.0	224
LW19	2	44.2	15900	11	0.9	41
LW20	2	67.2	10000	6	<0.5	<1
*Std AMIS0169	1	28.0	3400	3	2.5	309

- not analysed | -- element not determined | I.S. insufficient sample | L.N.R. listed not received

SGS Canada | CA MIN Burnaby, BC 3260 Production Way, Burnaby, BC V5A 4W4 Burnaby CANADA t +1 (604) 638 2349 f www.sgs.com

Member of the SGS Group (SGS SA)

SGS

Order Number PO:
Project DECOORS MINING
Submission Number *BBY*DECOORS/Bralorne North, Bralorne South and Brett/479 MMI
Number of Samples 86

ANALYSIS REPORT BBM20-03142

Element	Li	Mg	Mn	Mo	Nb	Nd
Method	GE_MMIME	GE_MMIME	GE_MMIME	GE_MMIME	GE_MMIME	GE_MMIME
Lower Limit	1	0.5	100	2	0.5	1
Upper Limit	--	--	--	--	--	--
Unit	ppb	ppm m / m	ppb	ppb	ppb	ppb
*Blk BLANK	<1	<0.5	<100	<2	<0.5	<1
*Rep 1480	2	29.9	5900	40	1.3	97
*Rep 1486	<1	29.0	5300	6	<0.5	47
*Rep 1510	4	181	5800	4	1.0	8
*Rep 1518	1	300	1400	<2	<0.5	8
*Blk BLANK	<1	<0.5	<100	<2	<0.5	<1
*Rep 1530	2	104	1200	3	<0.5	68
*Rep LW12	<1	36.5	6300	29	4.1	269
*Std AMIS0169	1	23.9	3400	2	2.4	285

Element	Ni	P	Pb	Pd	Pr	Pt
Method	GE_MMIME	GE_MMIME	GE_MMIME	GE_MMIME	GE_MMIME	GE_MMIME
Lower Limit	5	0.1	5	1	0.5	0.1
Upper Limit	--	--	--	--	--	--
Unit	ppb	ppm m / m	ppb	ppb	ppb	ppb
1470	419	1.3	45	<1	8.2	<0.1
1471	1950	2.4	7	<1	22.5	<0.1
1472	471	1.1	16	<1	25.2	<0.1
1473	577	1.2	9	<1	43.9	<0.1
1474	365	1.7	11	<1	3.7	<0.1
1475	177	3.8	20	<1	4.6	<0.1
1476	1430	0.8	5	<1	3.9	<0.1
1477	1200	0.9	49	<1	3.4	<0.1
1478	894	1.7	25	<1	65.6	<0.1
1479	576	1.6	6	<1	4.9	<0.1
1480	262	2.1	16	<1	23.5	<0.1
1481	427	2.0	23	<1	14.8	<0.1
1482	1390	2.2	57	<1	10.1	<0.1

- not analysed | -- element not determined | I.S. insufficient sample | L.N.R. listed not received

SGS Canada | CA MIN Burnaby, BC 3260 Production Way, Burnaby, BC V5A 4W4 Burnaby CANADA t +1 (604) 638 2349 f www.sgs.com
Member of the SGS Group (SGS SA)

SGS

Order Number PO:
Project DECOORS MINING
Submission Number *BBY*DECOORS/Bralorne North, Bralorne South and Brett/479 MMI
Number of Samples 86

ANALYSIS REPORT BBM20-03142

Element	Ni	P	Pb	Pd	Pr	Pt
Method	GE_MMIME	GE_MMIME	GE_MMIME	GE_MMIME	GE_MMIME	GE_MMIME
Lower Limit	5	0.1	5	1	0.5	0.1
Upper Limit	--	--	--	--	--	--
Unit	ppb	ppm m / m	ppb	ppb	ppb	ppb
1483	308	1.2	6610	<1	4.6	<0.1
1484	751	6.2	53	<1	7.1	<0.1
1485	425	7.6	14	<1	1.8	<0.1
1486	386	3.6	10	<1	8.7	<0.1
1487	869	7.6	43	<1	35.8	<0.1
1488	441	5.3	19	<1	2.7	<0.1
1489	228	4.0	6	<1	8.7	<0.1
1490	255	5.2	11	<1	3.1	<0.1
1491	890	2.6	9	<1	20.3	<0.1
1492	438	5.7	10	<1	33.8	<0.1
1493	2380	0.8	15	<1	1.1	<0.1
1494	6400	1.2	7	<1	23.1	<0.1
1495	6740	1.5	24	<1	4.9	<0.1
1496	3020	3.4	57	<1	1.7	<0.1
1497	5220	1.1	6	<1	1.8	<0.1
1498	3920	2.1	15	<1	3.5	<0.1
1499	6260	1.1	15	<1	2.2	<0.1
1500	2820	1.3	14	<1	4.4	<0.1
1501	4230	1.9	7	<1	1.6	<0.1
1502	3850	0.4	6	<1	2.8	<0.1
1503	3610	2.0	11	<1	3.7	<0.1
1504	4140	2.8	22	<1	2.1	<0.1
1505	16600	0.2	7	<1	9.0	<0.1
1506	13200	1.2	13	<1	6.2	<0.1
1507	1550	3.8	11	<1	2.6	<0.1
1508	10100	1.9	14	<1	1.1	<0.1
1509	4790	0.4	<5	<1	9.0	<0.1
1510	2550	1.7	36	<1	2.2	<0.1
1511	5530	1.3	6	<1	3.6	<0.1

- not analysed | -- element not determined | I.S. insufficient sample | L.N.R. listed not received

SGS Canada | CA MIN Burnaby, BC 3260 Production Way, Burnaby, BC V5A 4W4 Burnaby CANADA t +1 (604) 638 2349 f www.sgs.com

Member of the SGS Group (SGS SA)

SGS

Order Number PO:
Project DECOORS MINING
Submission Number *BBY*DECOORS/Bralorne North, Bralorne South and Brett/479 MMI
Number of Samples 86

ANALYSIS REPORT BBM20-03142

Element	Ni	P	Pb	Pd	Pr	Pt
Method	GE_MMIME	GE_MMIME	GE_MMIME	GE_MMIME	GE_MMIME	GE_MMIME
Lower Limit	5	0.1	5	1	0.5	0.1
Upper Limit	--	--	--	--	--	--
Unit	ppb	ppm m / m	ppb	ppb	ppb	ppb
1512	2770	3.4	17	<1	1.8	<0.1
1513	4950	9.3	12	<1	6.1	<0.1
1514	3910	0.9	7	<1	1.5	<0.1
1515	13100	2.0	8	<1	5.5	<0.1
1516	1370	1.5	<5	<1	2.0	<0.1
1517	1190	10.0	21	<1	5.4	<0.1
1518	4060	3.2	<5	<1	1.7	<0.1
1519	8030	1.3	6	<1	1.6	<0.1
1520	2180	7.5	35	<1	1.9	<0.1
1521	14300	0.4	6	<1	7.6	<0.1
1522	22000	0.8	16	<1	38.4	<0.1
1523	3030	3.6	18	<1	1.6	<0.1
1524	2350	6.5	44	<1	1.6	<0.1
1525	2130	2.6	11	<1	1.5	<0.1
1526	2150	3.9	<5	<1	0.6	<0.1
1527	3060	1.3	18	<1	3.4	<0.1
1528	3480	1.4	10	<1	7.6	<0.1
1529	1970	4.5	11	<1	1.8	<0.1
1530	3350	2.9	<5	<1	12.1	<0.1
1531	2500	2.7	<5	<1	6.7	<0.1
1532	3670	0.9	9	<1	0.8	<0.1
1533	2430	3.1	<5	<1	4.6	<0.1
1534	1650	3.1	16	<1	3.3	<0.1
1535	872	5.2	36	<1	3.1	<0.1
LW01	322	1.2	<5	<1	2.2	<0.1
LW02	1350	1.3	<5	<1	5.0	<0.1
LW03	3820	1.5	24	<1	6.0	<0.1
LW04	8780	0.2	8	<1	0.9	<0.1
LW05	796	20.2	279	<1	23.7	<0.1

- not analysed | -- element not determined | I.S. insufficient sample | L.N.R. listed not received

SGS Canada | CA MIN Burnaby, BC 3260 Production Way, Burnaby, BC V5A 4W4 Burnaby CANADA t +1 (604) 638 2349 f www.sgs.com
Member of the SGS Group (SGS SA)

SGS

Order Number PO:
Project DECOORS MINING
Submission Number *BBY*DECOORS/Bralorne North, Bralorne South and Brett/479 MMI
Number of Samples 86

ANALYSIS REPORT BBM20-03142

Element	Ni	P	Pb	Pd	Pr	Pt
Method	GE_MMIME	GE_MMIME	GE_MMIME	GE_MMIME	GE_MMIME	GE_MMIME
Lower Limit	5	0.1	5	1	0.5	0.1
Upper Limit	--	--	--	--	--	--
Unit	ppb	ppm m / m	ppb	ppb	ppb	ppb
LW06	4610	0.3	27	<1	29.6	<0.1
LW07	370	9.7	115	<1	5.6	<0.1
LW08	435	15.0	216	<1	21.8	<0.1
LW09	169	6.0	52	<1	23.2	<0.1
LW10	197	3.6	20	<1	31.2	<0.1
LW11	889	1.0	25	<1	70.7	<0.1
LW12	213	1.8	92	<1	59.2	<0.1
LW13	2820	0.2	44	<1	6.7	<0.1
LW14	54	5.7	213	<1	24.7	<0.1
LW15	242	1.3	7	<1	12.0	<0.1
LW16	183	0.5	<5	<1	11.3	<0.1
LW17	2070	1.1	20	<1	32.5	<0.1
LW18	490	2.9	85	<1	50.7	<0.1
LW19	1550	0.7	12	<1	9.1	<0.1
LW20	1910	3.2	25	<1	<0.5	<0.1
*Std AMIS0169	336	2.2	88	<1	79.9	<0.1
*Blk BLANK	<5	<0.1	<5	<1	<0.5	<0.1
*Rep 1480	309	1.8	23	<1	22.7	<0.1
*Rep 1486	408	4.5	11	<1	8.8	<0.1
*Rep 1510	2340	2.7	80	<1	1.9	<0.1
*Rep 1518	4360	3.4	<5	<1	1.6	<0.1
*Blk BLANK	<5	<0.1	<5	<1	<0.5	<0.1
*Rep 1530	3160	3.0	<5	<1	12.4	<0.1
*Rep LW12	267	2.2	99	<1	65.7	<0.1
*Std AMIS0169	324	2.5	76	<1	71.5	<0.1

- not analysed | -- element not determined | I.S. insufficient sample | L.N.R. listed not received

SGS Canada | CA MIN Burnaby, BC 3260 Production Way, Burnaby, BC V5A 4W4 Burnaby CANADA t +1 (604) 638 2349 f www.sgs.com

Member of the SGS Group (SGS SA)

SGS

Order Number PO:
Project DECOORS MINING
Submission Number *BBY*DECOORS/Bralorne North, Bralorne South and Brett/479 MMI
Number of Samples 86

ANALYSIS REPORT BBM20-03142

Element	Rb	Sb	Sc	Se	Sm	Sn
Method	GE_MMIME	GE_MMIME	GE_MMIME	GE_MMIME	GE_MMIME	GE_MMIME
Lower Limit	1	0.5	5	2	1	1
Upper Limit	--	--	--	--	--	--
Unit	ppb	ppb	ppb	ppb	ppb	ppb
1470	52	<0.5	14	5	9	<1
1471	8	1.1	28	7	33	<1
1472	49	0.6	40	12	30	<1
1473	18	1.7	67	9	55	<1
1474	46	<0.5	7	13	4	<1
1475	4	<0.5	10	19	8	<1
1476	18	1.5	14	19	10	<1
1477	46	1.7	12	28	5	<1
1478	51	1.1	43	10	79	<1
1479	41	<0.5	12	16	5	<1
1480	42	0.9	46	3	28	<1
1481	28	1.2	25	9	18	<1
1482	42	<0.5	32	13	12	<1
1483	28	<0.5	10	7	4	18
1484	62	<0.5	14	<2	8	<1
1485	32	<0.5	7	<2	2	<1
1486	45	<0.5	17	3	11	<1
1487	50	2.1	104	15	43	<1
1488	45	<0.5	11	7	3	<1
1489	22	<0.5	25	17	9	<1
1490	45	<0.5	9	3	3	<1
1491	22	0.7	33	11	26	<1
1492	13	<0.5	39	12	44	<1
1493	19	7.6	12	27	5	<1
1494	26	0.7	30	13	25	<1
1495	27	<0.5	42	<2	7	<1
1496	37	<0.5	24	3	2	<1
1497	34	<0.5	18	13	2	<1
1498	64	<0.5	24	9	3	<1

- not analysed | -- element not determined | I.S. insufficient sample | L.N.R. listed not received

SGS Canada | CA MIN Burnaby, BC 3260 Production Way, Burnaby, BC V5A 4W4 Burnaby CANADA t +1 (604) 638 2349 f www.sgs.com
Member of the SGS Group (SGS SA)

SGS

Order Number PO:
Project DECOORS MINING
Submission Number *BBY*DECOORS/Bralorne North, Bralorne South and Brett/479 MMI
Number of Samples 86

ANALYSIS REPORT BBM20-03142

Element	Rb	Sb	Sc	Se	Sm	Sn
Method	GE_MMIME	GE_MMIME	GE_MMIME	GE_MMIME	GE_MMIME	GE_MMIME
Lower Limit	1	0.5	5	2	1	1
Upper Limit	--	--	--	--	--	--
Unit	ppb	ppb	ppb	ppb	ppb	ppb
1499	22	<0.5	21	<2	2	<1
1500	36	<0.5	25	<2	4	<1
1501	13	<0.5	14	<2	2	<1
1502	29	<0.5	14	<2	3	<1
1503	37	<0.5	16	<2	4	<1
1504	7	<0.5	42	5	3	<1
1505	4	<0.5	79	9	22	<1
1506	15	0.5	37	5	11	<1
1507	10	<0.5	25	<2	3	<1
1508	13	<0.5	12	7	2	<1
1509	11	<0.5	28	3	13	<1
1510	15	<0.5	24	5	2	<1
1511	17	<0.5	30	7	5	<1
1512	27	<0.5	24	<2	2	<1
1513	27	1.1	51	10	5	<1
1514	32	<0.5	13	3	2	<1
1515	2	<0.5	20	6	8	<1
1516	24	<0.5	9	6	2	<1
1517	49	<0.5	26	7	5	<1
1518	25	<0.5	10	3	2	<1
1519	18	<0.5	12	<2	3	<1
1520	37	<0.5	21	4	2	<1
1521	14	0.6	88	10	15	<1
1522	24	0.6	50	8	63	<1
1523	17	<0.5	14	7	1	<1
1524	54	<0.5	17	3	1	<1
1525	50	<0.5	14	4	1	<1
1526	19	<0.5	9	3	<1	<1
1527	13	<0.5	27	8	3	<1

- not analysed | -- element not determined | I.S. insufficient sample | L.N.R. listed not received

SGS Canada | CA MIN Burnaby, BC 3260 Production Way, Burnaby, BC V5A 4W4 Burnaby CANADA t +1 (604) 638 2349 f www.sgs.com
Member of the SGS Group (SGS SA)

SGS

Order Number PO:
Project DECOORS MINING
Submission Number *BBY*DECOORS/Bralorne North, Bralorne South and Brett/479 MMI
Number of Samples 86

ANALYSIS REPORT BBM20-03142

Element	Rb	Sb	Sc	Se	Sm	Sn
Method	GE_MMIME	GE_MMIME	GE_MMIME	GE_MMIME	GE_MMIME	GE_MMIME
Lower Limit	1	0.5	5	2	1	1
Upper Limit	--	--	--	--	--	--
Unit	ppb	ppb	ppb	ppb	ppb	ppb
1528	40	<0.5	30	7	9	<1
1529	10	<0.5	10	3	2	<1
1530	15	<0.5	20	4	16	<1
1531	17	<0.5	21	3	7	<1
1532	28	3.6	8	26	2	<1
1533	21	1.0	13	9	7	<1
1534	19	<0.5	14	7	3	<1
1535	30	0.7	11	4	5	<1
LW01	12	1.3	18	8	4	<1
LW02	20	0.6	29	17	10	<1
LW03	49	<0.5	15	9	10	<1
LW04	45	0.7	10	15	2	<1
LW05	71	0.6	52	13	27	<1
LW06	57	<0.5	35	25	60	<1
LW07	65	<0.5	15	6	5	<1
LW08	59	<0.5	30	7	22	<1
LW09	104	1.0	17	6	17	<1
LW10	84	<0.5	23	15	27	<1
LW11	119	1.1	62	6	88	<1
LW12	178	0.7	30	14	49	<1
LW13	16	0.5	15	9	15	<1
LW14	65	<0.5	14	4	20	<1
LW15	140	<0.5	21	12	15	<1
LW16	73	<0.5	26	5	16	<1
LW17	39	4.2	84	9	60	<1
LW18	108	1.2	31	9	39	<1
LW19	50	<0.5	20	14	9	<1
LW20	23	<0.5	7	6	<1	<1
*Std AMIS0169	234	0.6	48	36	47	<1

- not analysed | -- element not determined | I.S. insufficient sample | L.N.R. listed not received

SGS Canada | CA MIN Burnaby, BC 3260 Production Way, Burnaby, BC V5A 4W4 Burnaby CANADA t +1 (604) 638 2349 f www.sgs.com

Member of the SGS Group (SGS SA)

SGS

Order Number PO:
Project DECOORS MINING
Submission Number *BBY*DECOORS/Bralorne North, Bralorne South and Brett/479 MMI
Number of Samples 86

ANALYSIS REPORT BBM20-03142

Element	Rb	Sb	Sc	Se	Sm	Sn
Method	GE_MMIME	GE_MMIME	GE_MMIME	GE_MMIME	GE_MMIME	GE_MMIME
Lower Limit	1	0.5	5	2	1	1
Upper Limit	--	--	--	--	--	--
Unit	ppb	ppb	ppb	ppb	ppb	ppb
*Blk BLANK	<1	<0.5	<5	<2	<1	2
*Rep 1480	43	1.3	65	4	25	<1
*Rep 1486	42	<0.5	17	9	12	<1
*Rep 1510	18	<0.5	26	3	2	<1
*Rep 1518	25	<0.5	10	6	2	<1
*Blk BLANK	<1	<0.5	<5	3	<1	<1
*Rep 1530	16	<0.5	19	4	18	<1
*Rep LW12	187	0.6	39	9	49	<1
*Std AMIS0169	234	0.5	41	29	49	2

Element	Sr	Ta	Tb	Te	Th	Ti
Method	GE_MMIME	GE_MMIME	GE_MMIME	GE_MMIME	GE_MMIME	GE_MMIME
Lower Limit	10	1	0.1	10	0.5	10
Upper Limit	--	--	--	--	--	--
Unit	ppb	ppb	ppb	ppb	ppb	ppb
1470	930	<1	1.4	<10	7.1	110
1471	1110	<1	5.6	<10	4.4	20
1472	470	<1	4.8	<10	12.4	190
1473	960	<1	9.4	<10	8.3	390
1474	920	<1	0.6	<10	3.4	80
1475	840	<1	1.3	<10	1.3	30
1476	1460	<1	1.9	<10	0.9	10
1477	1210	<1	1.0	<10	1.0	10
1478	770	<1	12.9	<10	12.6	70
1479	730	<1	0.9	<10	4.1	90
1480	740	<1	3.9	<10	13.3	330
1481	720	<1	3.0	<10	9.3	120
1482	870	<1	2.0	<10	8.5	170

- not analysed | -- element not determined | I.S. insufficient sample | L.N.R. listed not received

SGS Canada | CA MIN Burnaby, BC 3260 Production Way, Burnaby, BC V5A 4W4 Burnaby CANADA t +1 (604) 638 2349 f www.sgs.com

Member of the SGS Group (SGS SA)

SGS

Order Number PO:
Project DECOORS MINING
Submission Number *BBY*DECOORS/Bralorne North, Bralorne South and Brett/479 MMI
Number of Samples 86

ANALYSIS REPORT BBM20-03142

Element	Sr	Ta	Tb	Te	Th	Ti
Method	GE_MMIME	GE_MMIME	GE_MMIME	GE_MMIME	GE_MMIME	GE_MMIME
Lower Limit	10	1	0.1	10	0.5	10
Upper Limit	--	--	--	--	--	--
Unit	ppb	ppb	ppb	ppb	ppb	ppb
1483	750	<1	0.7	<10	4.4	140
1484	550	<1	1.3	<10	4.7	220
1485	840	<1	0.3	<10	1.8	90
1486	660	<1	1.8	<10	4.1	50
1487	360	<1	7.9	<10	11.1	690
1488	950	<1	0.5	<10	2.4	140
1489	460	<1	1.5	<10	4.8	180
1490	660	<1	0.5	<10	3.3	190
1491	650	<1	4.0	<10	6.9	190
1492	500	<1	6.8	<10	6.8	150
1493	810	<1	1.2	<10	1.2	<10
1494	900	<1	4.1	<10	5.0	20
1495	550	<1	1.4	<10	2.9	40
1496	520	<1	0.3	<10	2.7	150
1497	550	<1	0.4	<10	1.8	20
1498	510	<1	0.5	<10	4.2	80
1499	460	<1	0.3	<10	2.2	50
1500	360	<1	0.7	<10	2.6	60
1501	620	<1	0.3	<10	1.8	10
1502	590	<1	0.5	<10	2.3	10
1503	850	<1	0.7	<10	3.5	20
1504	660	<1	0.6	<10	2.4	30
1505	590	<1	5.8	<10	4.2	<10
1506	720	<1	2.7	<10	4.2	10
1507	610	<1	0.6	<10	2.5	40
1508	1210	<1	0.4	<10	1.2	20
1509	1250	<1	2.5	<10	6.2	<10
1510	770	<1	0.4	<10	3.1	40
1511	760	<1	0.8	<10	2.7	20

- not analysed | -- element not determined | I.S. insufficient sample | L.N.R. listed not received

SGS Canada | CA MIN Burnaby, BC 3260 Production Way, Burnaby, BC V5A 4W4 Burnaby CANADA t +1 (604) 638 2349 f www.sgs.com
Member of the SGS Group (SGS SA)

SGS

Order Number PO:
Project DECOORS MINING
Submission Number *BBY*DECOORS/Bralorne North, Bralorne South and Brett/479 MMI
Number of Samples 86

ANALYSIS REPORT BBM20-03142

Element	Sr	Ta	Tb	Te	Th	Ti
Method	GE_MMIME	GE_MMIME	GE_MMIME	GE_MMIME	GE_MMIME	GE_MMIME
Lower Limit	10	1	0.1	10	0.5	10
Upper Limit	--	--	--	--	--	--
Unit	ppb	ppb	ppb	ppb	ppb	ppb
1512	440	<1	0.4	<10	2.7	60
1513	290	<1	0.8	<10	3.6	260
1514	530	<1	0.3	<10	1.9	30
1515	410	<1	1.1	<10	2.4	<10
1516	1070	<1	0.3	<10	2.3	10
1517	380	<1	0.8	<10	4.9	290
1518	600	<1	0.3	<10	1.0	20
1519	520	<1	0.5	<10	2.0	<10
1520	430	<1	0.4	<10	2.6	170
1521	450	<1	3.3	<10	4.4	10
1522	680	<1	14.8	<10	4.8	10
1523	540	<1	0.2	<10	1.9	80
1524	360	<1	0.2	<10	2.5	450
1525	630	<1	0.2	<10	2.3	50
1526	350	<1	<0.1	<10	0.9	20
1527	600	<1	0.6	<10	5.5	10
1528	750	<1	1.6	<10	5.3	10
1529	850	<1	0.3	<10	1.5	30
1530	1470	<1	2.6	<10	3.0	20
1531	1010	<1	1.2	<10	4.3	40
1532	2160	<1	0.5	<10	1.6	<10
1533	870	<1	1.4	<10	2.5	40
1534	1630	<1	0.6	<10	3.2	30
1535	1040	<1	1.2	<10	2.3	170
LW01	850	<1	0.9	<10	0.7	40
LW02	1190	<1	2.2	<10	2.1	10
LW03	1590	<1	1.8	<10	4.1	20
LW04	1860	<1	0.9	<10	0.7	<10
LW05	670	<1	4.5	<10	15.2	860

- not analysed | -- element not determined | I.S. insufficient sample | L.N.R. listed not received

SGS Canada | CA MIN Burnaby, BC 3260 Production Way, Burnaby, BC V5A 4W4 Burnaby CANADA t +1 (604) 638 2349 f www.sgs.com
Member of the SGS Group (SGS SA)

SGS

Order Number PO:
Project DECOORS MINING
Submission Number *BBY*DECOORS/Bralorne North, Bralorne South and Brett/479 MMI
Number of Samples 86

ANALYSIS REPORT BBM20-03142

Element	Sr	Ta	Tb	Te	Th	Ti
Method	GE_MMIME	GE_MMIME	GE_MMIME	GE_MMIME	GE_MMIME	GE_MMIME
Lower Limit	10	1	0.1	10	0.5	10
Upper Limit	--	--	--	--	--	--
Unit	ppb	ppb	ppb	ppb	ppb	ppb
LW06	2510	<1	15.4	<10	9.4	10
LW07	630	<1	0.7	<10	5.4	800
LW08	250	<1	3.5	<10	9.9	970
LW09	710	<1	2.3	<10	10.2	380
LW10	1010	<1	3.3	<10	8.9	130
LW11	1600	<1	12.7	<10	21.9	220
LW12	900	<1	6.1	<10	22.2	400
LW13	2850	<1	3.8	<10	4.2	10
LW14	370	<1	2.4	<10	5.7	410
LW15	1770	<1	2.2	<10	7.9	40
LW16	1870	<1	2.9	<10	8.1	10
LW17	1280	<1	10.7	<10	7.4	240
LW18	680	<1	4.8	<10	10.2	320
LW19	970	<1	1.3	<10	3.0	140
LW20	1120	<1	<0.1	<10	<0.5	40
*Std AMIS0169	70	<1	4.7	<10	59.3	260
*Blk BLANK	<10	<1	<0.1	<10	<0.5	<10
*Rep 1480	640	<1	3.7	<10	13.7	370
*Rep 1486	650	<1	1.9	<10	4.4	50
*Rep 1510	590	<1	0.4	<10	3.1	100
*Rep 1518	550	<1	0.3	<10	1.0	20
*Blk BLANK	<10	<1	<0.1	<10	<0.5	<10
*Rep 1530	1470	<1	2.7	<10	3.4	20
*Rep LW12	910	<1	6.4	<10	22.4	460
*Std AMIS0169	80	<1	4.3	<10	49.3	280

- not analysed | -- element not determined | I.S. insufficient sample | L.N.R. listed not received

SGS Canada | CA MIN Burnaby, BC 3260 Production Way, Burnaby, BC V5A 4W4 Burnaby CANADA t +1 (604) 638 2349 f www.sgs.com

Member of the SGS Group (SGS SA)

SGS

Order Number PO:
Project DECOORS MINING
Submission Number *BBY*DECOORS/Bralorne North, Bralorne South and Brett/479 MMI
Number of Samples 86

ANALYSIS REPORT BBM20-03142

Element	Tl	U	V	W	Y	Yb
Method	GE_MMIME	GE_MMIME	GE_MMIME	GE_MMIME	GE_MMIME	GE_MMIME
Lower Limit	0.1	0.5	1	0.5	1	0.2
Upper Limit	--	--	--	--	--	--
Unit	ppb	ppb	ppb	ppb	ppb	ppb
1470	0.1	4.7	15	0.7	37	2.4
1471	0.2	4.7	9	0.5	165	9.9
1472	0.2	5.6	27	0.8	137	8.7
1473	0.2	6.8	58	0.9	237	15.6
1474	<0.1	2.4	6	<0.5	19	1.3
1475	<0.1	2.8	25	<0.5	47	2.4
1476	0.2	2.4	3	<0.5	60	3.0
1477	0.4	3.0	5	<0.5	36	1.8
1478	0.2	4.0	17	<0.5	417	20.9
1479	0.1	3.0	16	0.7	25	1.7
1480	0.3	6.6	53	0.8	82	6.3
1481	<0.1	4.9	25	0.6	96	5.7
1482	0.2	4.0	22	0.8	66	4.7
1483	<0.1	2.9	27	0.6	19	1.4
1484	0.1	4.1	16	0.6	44	2.8
1485	<0.1	2.1	9	<0.5	8	0.6
1486	<0.1	3.8	11	0.6	60	3.8
1487	0.2	5.1	78	1.7	259	15.9
1488	<0.1	2.2	11	<0.5	15	0.9
1489	0.1	4.0	25	0.6	35	2.5
1490	<0.1	2.3	17	0.5	15	1.1
1491	0.1	4.5	32	1.2	127	8.9
1492	0.1	3.8	26	1.1	204	13.3
1493	0.4	1.6	5	<0.5	35	2.3
1494	0.2	3.9	6	<0.5	126	8.9
1495	<0.1	1.6	11	<0.5	46	3.9
1496	<0.1	3.0	10	<0.5	9	1.0
1497	<0.1	2.0	5	<0.5	12	1.3
1498	<0.1	3.1	9	0.8	17	1.5

- not analysed | -- element not determined | I.S. insufficient sample | L.N.R. listed not received

SGS Canada | CA MIN Burnaby, BC 3260 Production Way, Burnaby, BC V5A 4W4 Burnaby CANADA t +1 (604) 638 2349 f www.sgs.com

Member of the SGS Group (SGS SA)

SGS

Order Number PO:
Project DECOORS MINING
Submission Number *BBY*DECOORS/Bralorne North, Bralorne South and Brett/479 MMI
Number of Samples 86

ANALYSIS REPORT BBM20-03142

Element	Tl	U	V	W	Y	Yb
Method	GE_MMIME	GE_MMIME	GE_MMIME	GE_MMIME	GE_MMIME	GE_MMIME
Lower Limit	0.1	0.5	1	0.5	1	0.2
Upper Limit	--	--	--	--	--	--
Unit	ppb	ppb	ppb	ppb	ppb	ppb
1499	<0.1	1.9	11	<0.5	11	1.0
1500	<0.1	1.9	19	<0.5	21	1.6
1501	<0.1	1.8	6	0.6	7	0.9
1502	<0.1	2.3	5	<0.5	16	1.4
1503	<0.1	2.5	7	0.5	24	1.7
1504	<0.1	1.6	6	<0.5	17	1.8
1505	<0.1	4.0	3	<0.5	164	13.1
1506	<0.1	2.9	7	<0.5	103	7.6
1507	<0.1	2.5	7	<0.5	16	1.3
1508	<0.1	4.7	7	<0.5	15	1.0
1509	<0.1	4.3	6	<0.5	85	5.8
1510	<0.1	2.2	7	<0.5	11	1.1
1511	<0.1	1.9	8	<0.5	22	2.1
1512	<0.1	1.6	7	<0.5	13	1.1
1513	<0.1	2.9	42	1.0	28	2.0
1514	<0.1	1.7	10	<0.5	10	0.7
1515	<0.1	2.4	5	<0.5	36	2.3
1516	<0.1	1.9	7	<0.5	11	0.8
1517	0.1	2.7	26	<0.5	28	2.2
1518	<0.1	1.5	7	0.9	8	0.6
1519	<0.1	1.9	5	0.6	13	1.0
1520	<0.1	1.8	8	0.8	10	0.7
1521	<0.1	3.5	9	<0.5	108	7.0
1522	<0.1	10.1	4	0.5	685	34.6
1523	<0.1	1.1	13	<0.5	8	0.5
1524	0.1	1.5	20	0.7	6	0.5
1525	<0.1	1.5	5	<0.5	6	0.6
1526	<0.1	1.0	4	<0.5	3	0.3
1527	<0.1	1.9	5	<0.5	17	1.3

- not analysed | -- element not determined | I.S. insufficient sample | L.N.R. listed not received

SGS Canada | CA MIN Burnaby, BC 3260 Production Way, Burnaby, BC V5A 4W4 Burnaby CANADA t +1 (604) 638 2349 f www.sgs.com
Member of the SGS Group (SGS SA)

SGS

Order Number PO:
Project DECOORS MINING
Submission Number *BBY*DECOORS/Bralorne North, Bralorne South and Brett/479 MMI
Number of Samples 86

ANALYSIS REPORT BBM20-03142

Element	Tl	U	V	W	Y	Yb
Method	GE_MMIME	GE_MMIME	GE_MMIME	GE_MMIME	GE_MMIME	GE_MMIME
Lower Limit	0.1	0.5	1	0.5	1	0.2
Upper Limit	--	--	--	--	--	--
Unit	ppb	ppb	ppb	ppb	ppb	ppb
1528	0.1	2.1	5	<0.5	53	3.8
1529	<0.1	1.2	4	<0.5	8	0.7
1530	<0.1	3.1	7	<0.5	80	4.2
1531	<0.1	1.9	8	<0.5	37	2.4
1532	0.8	2.4	8	<0.5	16	1.1
1533	0.2	1.4	17	<0.5	48	2.7
1534	0.1	1.7	3	<0.5	18	1.2
1535	0.1	1.7	7	2.5	28	1.4
LW01	<0.1	0.9	21	<0.5	41	2.7
LW02	0.1	2.6	6	<0.5	96	5.5
LW03	0.3	2.7	4	<0.5	60	2.7
LW04	0.3	2.1	3	<0.5	42	1.5
LW05	0.2	3.6	55	0.6	137	9.4
LW06	0.3	11.9	7	<0.5	526	20.5
LW07	<0.1	4.9	15	<0.5	22	1.5
LW08	0.1	7.0	28	0.5	114	6.6
LW09	0.2	6.0	49	0.6	66	3.7
LW10	0.2	7.6	27	0.6	88	4.9
LW11	0.3	13.3	46	0.7	400	18.3
LW12	0.5	14.7	70	1.1	155	9.1
LW13	0.4	9.3	4	0.5	139	5.6
LW14	0.2	7.7	16	0.7	66	4.3
LW15	0.3	8.8	4	<0.5	74	3.6
LW16	0.2	12.4	4	<0.5	94	4.8
LW17	0.3	6.0	42	0.7	371	14.7
LW18	0.2	11.3	38	0.7	130	7.7
LW19	0.2	4.1	23	<0.5	50	3.2
LW20	<0.1	<0.5	4	<0.5	2	<0.2
*Std AMIS0169	1.2	20.8	30	1.3	97	7.0

- not analysed | -- element not determined | I.S. insufficient sample | L.N.R. listed not received

SGS Canada | CA MIN Burnaby, BC 3260 Production Way, Burnaby, BC V5A 4W4 Burnaby CANADA t +1 (604) 638 2349 f www.sgs.com
Member of the SGS Group (SGS SA)

SGS

Order Number PO:
Project DECOORS MINING
Submission Number *BBY*DECOORS/Bralorne North, Bralorne South and Brett/479 MMI
Number of Samples 86

ANALYSIS REPORT BBM20-03142

Element	Tl	U	V	W	Y	Yb
Method	GE_MMIME	GE_MMIME	GE_MMIME	GE_MMIME	GE_MMIME	GE_MMIME
Lower Limit	0.1	0.5	1	0.5	1	0.2
Upper Limit	--	--	--	--	--	--
Unit	ppb	ppb	ppb	ppb	ppb	ppb
*Blk BLANK	<0.1	<0.5	<1	<0.5	<1	<0.2
*Rep 1480	0.3	6.5	47	0.8	90	7.2
*Rep 1486	<0.1	3.9	11	0.6	61	3.7
*Rep 1510	<0.1	1.8	11	0.5	9	1.0
*Rep 1518	<0.1	1.3	6	0.8	8	0.6
*Blk BLANK	<0.1	<0.5	<1	<0.5	<1	<0.2
*Rep 1530	<0.1	3.4	7	<0.5	80	4.4
*Rep LW12	0.6	15.0	75	1.0	178	9.4
*Std AMIS0169	1.1	19.3	50	1.0	93	6.6

Element	Zn	Zr
Method	GE_MMIME	GE_MMIME
Lower Limit	10	2
Upper Limit	--	--
Unit	ppb	ppb
1470	80	27
1471	20	7
1472	20	43
1473	50	29
1474	50	20
1475	30	4
1476	70	<2
1477	230	5
1478	80	18
1479	40	17
1480	40	61
1481	60	37
1482	80	29

- not analysed | -- element not determined | I.S. insufficient sample | L.N.R. listed not received

SGS Canada | CA MIN Burnaby, BC 3260 Production Way, Burnaby, BC V5A 4W4 Burnaby CANADA t +1 (604) 638 2349 f www.sgs.com
Member of the SGS Group (SGS SA)

SGS

Order Number PO:
Project DECOORS MINING
Submission Number *BBY*DECOORS/Bralorne North, Bralorne South and Brett/479 MMI
Number of Samples 86

ANALYSIS REPORT BBM20-03142

Element	Zn	Zr
Method	GE_MMIME	GE_MMIME
Lower Limit	10	2
Upper Limit	--	--
Unit	ppb	ppb
1483	40	19
1484	90	35
1485	170	8
1486	120	18
1487	170	56
1488	170	12
1489	110	19
1490	90	23
1491	80	14
1492	30	26
1493	60	<2
1494	80	6
1495	90	5
1496	60	18
1497	110	11
1498	100	25
1499	130	10
1500	100	9
1501	80	4
1502	30	7
1503	140	5
1504	270	6
1505	70	4
1506	110	6
1507	260	7
1508	70	<2
1509	30	8
1510	110	11
1511	110	5

- not analysed | -- element not determined | I.S. insufficient sample | L.N.R. listed not received

SGS Canada | CA MIN Burnaby, BC 3260 Production Way, Burnaby, BC V5A 4W4 Burnaby CANADA t +1 (604) 638 2349 f www.sgs.com

Member of the SGS Group (SGS SA)

SGS

Order Number PO:
Project DECOORS MINING
Submission Number *BBY*DECOORS/Bralorne North, Bralorne South and Brett/479 MMI
Number of Samples 86

ANALYSIS REPORT BBM20-03142

Element	Zn	Zr
Method	GE_MMIME	GE_MMIME
Lower Limit	10	2
Upper Limit	--	--
Unit	ppb	ppb
1512	280	9
1513	120	40
1514	40	7
1515	110	5
1516	30	4
1517	190	29
1518	40	4
1519	70	3
1520	240	15
1521	80	8
1522	410	8
1523	250	6
1524	250	19
1525	120	8
1526	90	<2
1527	80	5
1528	80	9
1529	170	2
1530	50	5
1531	70	5
1532	50	<2
1533	50	3
1534	360	4
1535	250	13
LW01	240	5
LW02	300	7
LW03	560	7
LW04	70	3
LW05	940	118

- not analysed | -- element not determined | I.S. insufficient sample | L.N.R. listed not received

SGS Canada | CA MIN Burnaby, BC 3260 Production Way, Burnaby, BC V5A 4W4 Burnaby CANADA t +1 (604) 638 2349 f www.sgs.com

Member of the SGS Group (SGS SA)

SGS

Order Number PO:
Project DECOORS MINING
Submission Number *BBY*DECOORS/Bralorne North, Bralorne South and Brett/479 MMI
Number of Samples 86

ANALYSIS REPORT BBM20-03142

Element	Zn	Zr
Method	GE_MMIME	GE_MMIME
Lower Limit	10	2
Upper Limit	--	--
Unit	ppb	ppb
LW06	70	17
LW07	270	57
LW08	360	113
LW09	320	69
LW10	160	40
LW11	130	47
LW12	70	142
LW13	60	5
LW14	30	71
LW15	130	32
LW16	50	18
LW17	140	33
LW18	70	80
LW19	150	12
LW20	420	<2
*Std AMIS0169	170	37
*Blk BLANK	<10	<2
*Rep 1480	70	62
*Rep 1486	160	20
*Rep 1510	120	15
*Rep 1518	50	4
*Blk BLANK	<10	<2
*Rep 1530	50	5
*Rep LW12	100	163
*Std AMIS0169	140	34

- not analysed | -- element not determined | I.S. insufficient sample | L.N.R. listed not received

SGS Canada | CA MIN Burnaby, BC 3260 Production Way, Burnaby, BC V5A 4W4 Burnaby CANADA t +1 (604) 638 2349 f www.sgs.com

Member of the SGS Group (SGS SA)